

(No Model.)

H. D. PIERCE.
PEN BACK.

No. 525,620.

Patented Sept. 4, 1894.

Fig: 1.

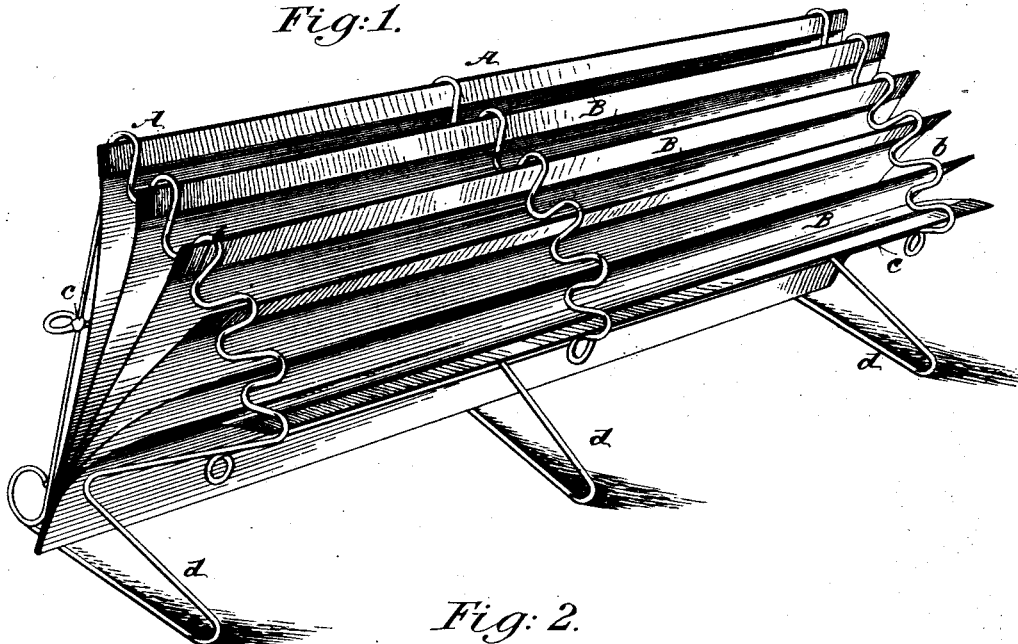
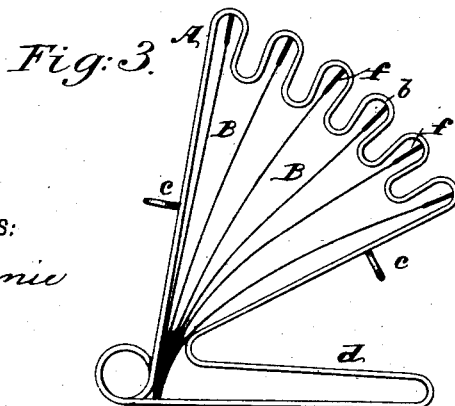
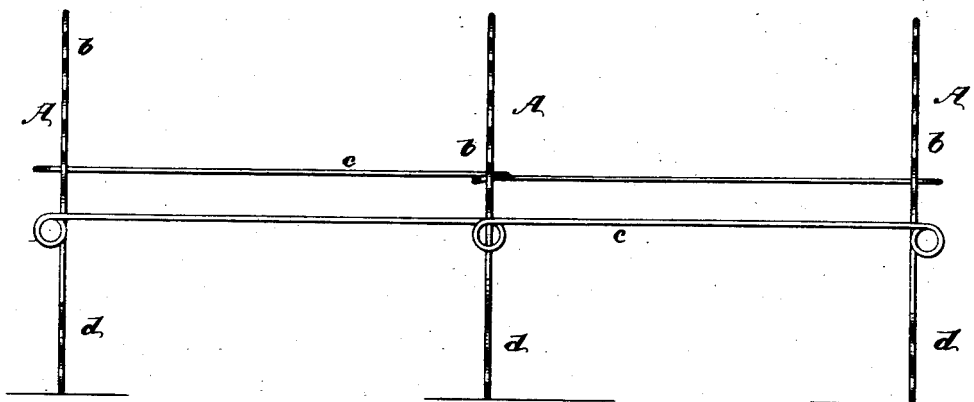


Fig: 2.



WITNESSES:

John A. Hennie
Co. Sedgwick

INVENTOR

H. D. Pierce

BY

Munn & Co.

ATTORNEYS.

UNITED STATES PATENT OFFICE.

HIRAM D. PIERCE, OF CLEVELAND, OHIO.

PEN-RACK.

SPECIFICATION forming part of Letters Patent No. 525,620, dated September 4, 1894.

Application filed January 25, 1894. Serial No. 497,978. (No model.)

To all whom it may concern:

Be it known that I, HIRAM DAVID PIERCE, of Cleveland, in the county of Cuyahoga and State of Ohio, have invented a new and useful Improvement in Pen-Racks, of which the following is a full, clear, and exact description.

This invention consists in a combined pen rack and pen cleaner, provided with leaves and of open-book like construction, substantially as hereinafter described and pointed out in the claims.

Reference is to be had to the accompanying drawings, forming a part of this specification, in which similar letters of reference indicate corresponding parts in all the figures.

Figure 1 represents a view in perspective of a combined pen rack and pen cleaner constructed in accordance with my invention. Fig. 2 is a top or front view of the same with the leaves removed; and Fig. 3 is an end view thereof, with the leaves in place.

A indicates a rack or series of racks made of metal, wood or other material and constructed so as to hold a series of leaves B in open book-like form within it. It is preferred, however, to construct said rack, or series of racks virtually forming but one rack, of a wire frame looped at the top as at *b* to hold the upper outer edges of the leaves apart and in place, and it is also preferred to construct the wire of which the rack is composed with looped side stays or stretchers *c* and looped zigzag back pieces or bent legs *d* to support the rack, and give the same a spring-like action to hold the leaves B closed at the bottom but open or spread apart at the top.

The leaves may be readily slipped to their places at their upper edges within the loops *b* from the end of the structure, and be readily slid or removed therefrom when required to renew or replace them by others. These leaves B may be made of blotting or other paper or absorbent material, or of metal, in order that after use, a pen with its holder may be thrust down between the loops *b* of

the rack, that is, down into the book-like structure, and be held there with the point of the pen touching the leaves B so that ink will be absorbed by or run off from the pen on said leaves, and the pen thereby be cleaned ready for use again.

The shape of the rack or frame holding the leaves is not restricted to that here shown, and may be variously changed so as to hold the leaves in open book-like manner as described. The base of the rack may be made straight, of wire as shown, to form a support or rest for the rack, or it may be fastened or driven into any other base, and it may be used in combination with an inkstand or well, if desired. The leaves may be drawn out and inserted the other longitudinal edge uppermost as required, and the exposed edges of the leaves, where the latter are made of paper or other soft material, may be smeared with glue or other substance *f* so as to harden and stiffen said edges.

Having thus fully described my invention, I claim as new and desire to secure by Letters Patent—

1. A combined pen rack and pen cleaner, of open book-like construction and composed of a rack or frame and series of leaves held by said rack or frame, meeting at the bottom but spread apart at the top to receive the pen between them, substantially as shown and described.

2. In a combined pen rack and pen cleaner, an outer frame forming the rack proper, constructed to meet at its sides at the bottom but to spread apart at the top, and adapted to receive within or along it and to hold, a series of leaves separated from each other at the top but approaching each other in a downward direction and meeting at the bottom, essentially as and for the purposes herein set forth.

HIRAM D. PIERCE.

Witnesses:

FRANK C. SCOTT,
B. HOUSEL.