

(No Model.)

J. J. ZIEGLER, Jr.
GARMENT HOOK.

No. 525,642.

Patented Sept. 4, 1894.

Fig. 1.




Fig. 2.

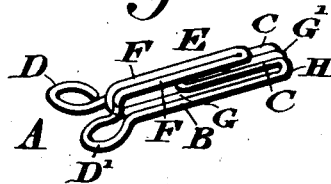
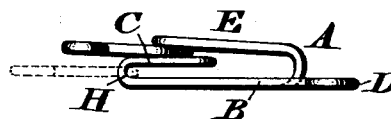


Fig. 3.



WITNESSES:

P. H. Nagle.
L. Douville.

INVENTOR

John J. Ziegler, Jr.
BY *John A. Ziegler, Jr.*

ATTORNEY.

UNITED STATES PATENT OFFICE.

JOHN J. ZIEGLER, JR., OF ARDMORE, PENNSYLVANIA.

GARMENT-HOOK.

SPECIFICATION forming part of Letters Patent No. 525,642, dated September 4, 1894.

Application filed March 27, 1894. Serial No. 505,234. (No model.)

To all whom it may concern:

Be it known that I, JOHN J. ZIEGLER, Jr., a citizen of the United States, residing at Ardmore, in the county of Montgomery, State of Pennsylvania, have invented a new and useful Improvement in Hooks for Garments, &c., which improvement is fully set forth in the following specification and accompanying drawings.

10 My invention consists of a hook which is formed with a guard for closing the end of the same, as will be hereinafter fully set forth.

Figures 1 and 2 represent perspective views of a garment hook embodying my invention. 15 Fig. 3 represents a side elevation thereof.

Similar letters of reference indicate corresponding parts in the several figures.

A designates a hook which is constructed of the side pieces B of the back portion, the 20 side pieces C of the front portion, the fastening or attaching eyes D, D', and the guard E, which parts are formed of a continuous piece of wire.

The guard E has one of its sides F continuous of the eye D', and the other side F is continuous of the piece G, which extends parallel with the back portion B, and after passing between the bend H, has its termination within the sides C, C, of the front, as at G' 30 whereby the strength of the guard and also of the hook at the bend H is greatly increased, and no sharp extremities are presented to catch or abrade objects coming in contact therewith, it being noticed that said guard E extends from the fastening eyes toward the 35 opposite end of the hook, and overhangs the upper or inner end of the front of the hook portion, so as to guard said end, the entrance of the eye being made between said guard and front portion, as will be seen in Fig. 3, 40 said eye after clearing said front portion,

dropping behind the same and occupying the bend of the hook, as shown in Fig. 1, it being evident that as the hook proper is covered and guarded, the disconnection of the 45 eye from the same is prevented, unless said eye is properly presented to the place between the front portion, and guard, and drawn through the joint or space between said parts, it being evident that the guard is 50 elastic in its nature, so that it yields while the eye is being withdrawn, and closes against the front portion when the eye is removed, or when the latter is in position on the hook.

Having thus described my invention, what 55 I claim as new, and desire to secure by Letters Patent, is—

1. A hook formed of back and front portions, a guard for the front portion, and fastening eyes, said guard having one portion 60 continuous of one of said attaching eyes, and overhanging the inner end of said front portion, the other portion of said guard being bent toward the eye end, then rearwardly, and terminating near the bend of the hook, 65 substantially as described.

2. A hook formed of a single piece of wire comprising a back portion having side pieces, a front portion having side pieces, attaching 70 eyes and a guard overhanging said front portion, said guard having one of its sides continuous of an attaching eye, and its other side continuous of a piece which passes backwardly adjacent the first mentioned side and thence between the sides of the front portion 75 terminating within the same, substantially as described.

JOHN J. ZIEGLER, JR.

Witnesses:

JOHN A. WIEDERSHEIM,
R. H. GRAESER.