

(No Model.)

J. C. SHULL.  
LANTERN.

No. 526,058.

Patented Sept. 18, 1894.




Fig. 1.

Fig. 3.

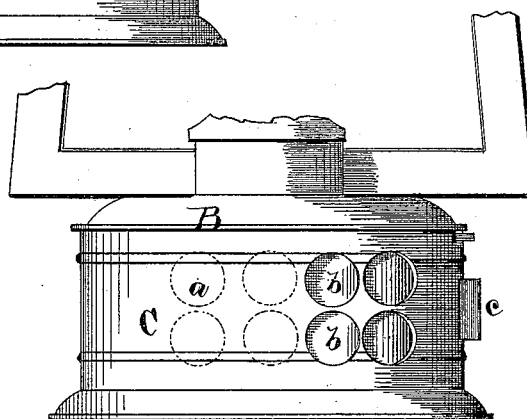
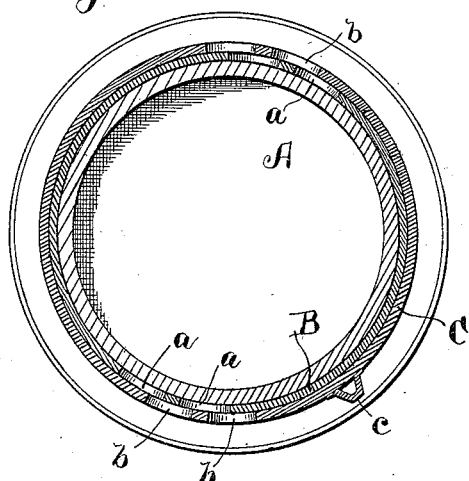


Fig. 2.

WITNESSES:

H. C. Straub  
H. A. Carhart,

INVENTOR

Jasper C. Shull  
By Smith & Denison  
ATTORNEYS.

# UNITED STATES PATENT OFFICE.

JESPER C. SHULL, OF BRANCHPORT, NEW YORK.

## LANTERN.

SPECIFICATION forming part of Letters Patent No. 526,058, dated September 18, 1894.

Application filed June 21, 1893. Serial No. 478,379. (No model.)

### *To all whom it may concern:*

Be it known that I, JESPER C. SHULL, of Branchport, in the county of Yates, in the State of New York, have invented new and useful Improvements in Lanterns, of which the following, taken in connection with the accompanying drawings, is a full, clear, and exact description.

This invention relates to lanterns but more particularly to the receptacle for holding the oil, as a new article of manufacture.

My object is to produce a lantern having an oil reservoir provided with means for ascertaining the amount of oil contained within the receptacle, so that when it is filled, it may be filled full without running over; and to that end my invention consists in the several new and novel features hereinafter described and which are specifically set forth in the claim hereunto annexed.

It is constructed as follows, reference being had to the accompanying drawings, in which—

Figure 1, is a view of a lantern showing the base constructed in accordance with my invention, as it appears when I desire to ascertain the amount of oil within the receptacle. Fig. 2, is a view thereof, showing the base as it appears when in use. Fig. 3, is a top plan view of the base, the superstructure being removed.

A, is the oil receptacle of a lantern constructed of glass or other transparent material, having the burner and chimney-supporting yoke secured therein in the ordinary way.

B, is a shell inclosing the top, bottom and sides of the oil receptacle and is provided with openings —a— directly opposite each other, so that when the lantern is held up, I may look through the receptacle and see the height of the oil therein.

C, is a band provided with openings —b— of a size to correspond with the openings —a— and adapted to travel upon the periphery of the body or casing —B—.

c, is a lug located upon the outer periphery of this band for the purpose of sliding it upon the body —B— so as to locate the openings —b— directly over the openings —a—, so that I may readily look through the oil receptacle and ascertain the height of the oil. After this has been done the band —C— may be moved around so as to occupy the position shown in Fig. 2, that is, the openings upon the glass receptacle being covered and the glass thereby protected.

I have found by experience and practice that it is extremely difficult to fill a lantern full, without running it over, and for the purpose of avoiding this, I have constructed the above described invention for the purpose of ascertaining when the receptacle is full.

Having described my invention, what I claim, and desire to secure by Letters Patent, is—

In a lantern, the combination with an oil receptacle formed by suitable transparent material, of a case or shell arranged around the oil receptacle and entirely inclosing the same, said case having formed therein, at diametrically opposite points openings so that a ray of light can traverse the oil receptacle, and an annulus or band fitted around said case and freely revoluble thereon, said annulus having a suitable thumb piece and openings adapted, when such annulus is properly adjusted, to align with the openings in the case surrounding the oil receptacle, substantially as shown and described, for the purpose specified.

In witness whereof I have hereunto set my hand this 13th day of June, 1893.

JESPER C. SHULL.

Witnesses:

C. B. KINNE,

HOWARD P. DENISON.