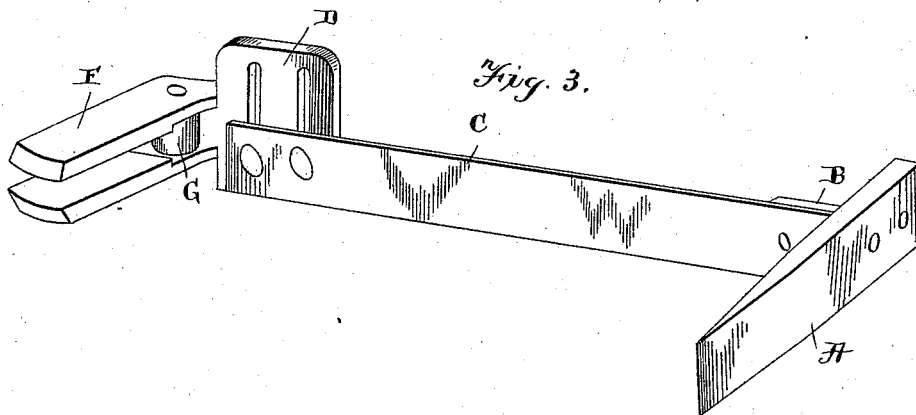
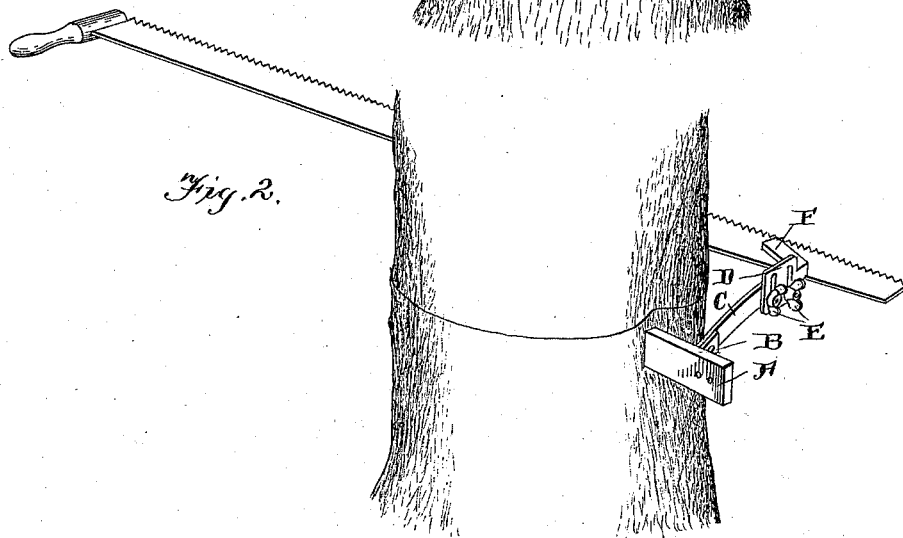
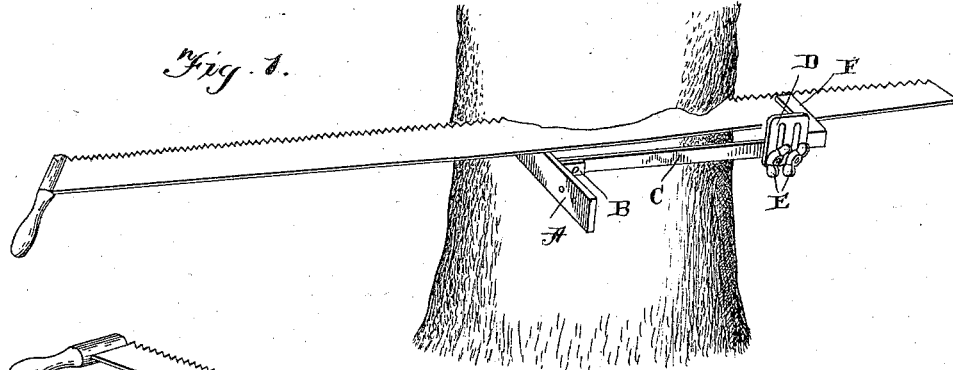


(No Model.)

R. McLANE.
SAW ATTACHMENT.

No. 526,255.

Patented Sept. 18, 1894.



WITNESSES-
Geo. C. Trech
 Jas. Berens

INVENTOR-
R. Mc Lane
Br. Lehmann, Pettis and Ward attys.

UNITED STATES PATENT OFFICE.

REED McLANE, OF KISSIMMEE, FLORIDA.

SAW ATTACHMENT.

SPECIFICATION forming part of Letters Patent No. 526,255, dated September 18, 1894.

Application filed April 23, 1894. Serial No. 508,690. (No model.)

To all whom it may concern:

Be it known that I, REED McLANE, of Kissimmee, in the county of Osceola and State of Florida, have invented certain new and useful
5 Improvements in Saw Attachments; and I do hereby declare the following to be a full, clear, and exact description of the invention, such as will enable others skilled in the art to which it pertains to make and use it, reference
10 being had to the accompanying drawings, which form part of this specification.

My invention relates to an improved saw attachment; and the object of the same is to provide an improved device for supporting
15 and guiding one end of a cross cut saw in felling timber and thereby saving the expense of one man by enabling a single hand to do the work of two.

The invention consists in the novel features of construction hereinafter fully described and claimed, and illustrated in the accompanying drawings, in which—

Figure 1 is a perspective view of my device in position just after the operation of felling
25 has been commenced. Fig. 2 is a similar view of the same nearly completed. Fig. 3 is a detail view of the device.

A designates a wedge or spike which is driven into the tree and bolted thereto is the
30 angle iron B to which is secured the longitudinal spring arm C which extends at right angles to the wedge as shown. A plate D is slotted vertically and adjustable on the outer end of the spring being secured thereto

by the clamping screws E. Integral with
35 this plate and extended at an angle therefrom is the bifurcated arm F having at its inner end the roller G. This arm supports the saw as shown, the back thereof playing
40 back and forth on the roller, while the same is adjustable vertically in order that the saw may clear the wedge without pinching in the guiding arm.

The operation of the device is fully illustrated in the drawings, and by its use the felling
45 of timber by one man is rendered easy and convenient.

The spring arm holds the saw to its work, yet it yields sufficiently to prevent too hard a
50 drag on the operator.

Having thus fully described my invention, I claim—

1. An improved saw attachment comprising wedge A, spring arm C secured directly to the wedge, and a saw guide carried by the
55 outer end of said spring arm, substantially as shown and described.

2. An improved saw attachment comprising a spring arm and a means for securing one end thereof to a tree, and an adjustable
60 saw guide on the opposite end of the arm, substantially as shown and described.

In testimony whereof I affix my signature in presence of two witnesses.

REED McLANE.

Witnesses:

J. M. WILLSON, Jr.,
M. KATZ.