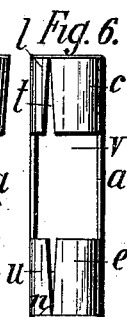
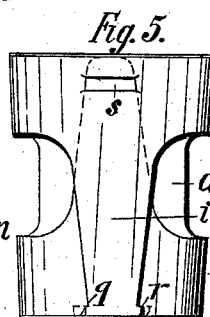
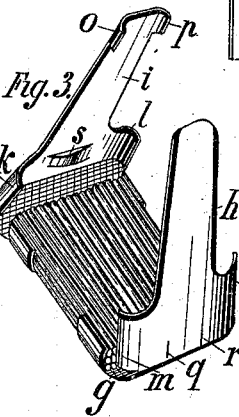
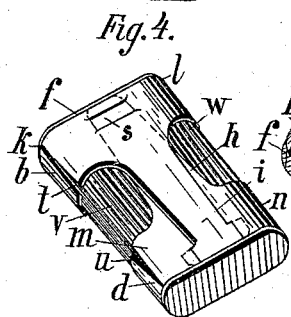
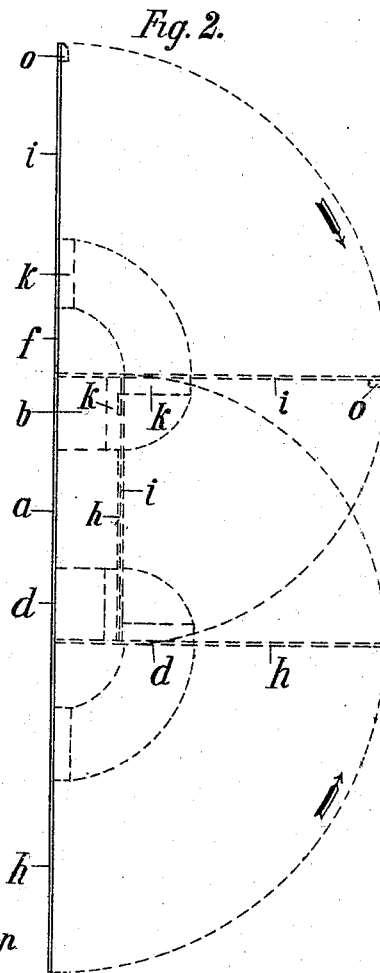
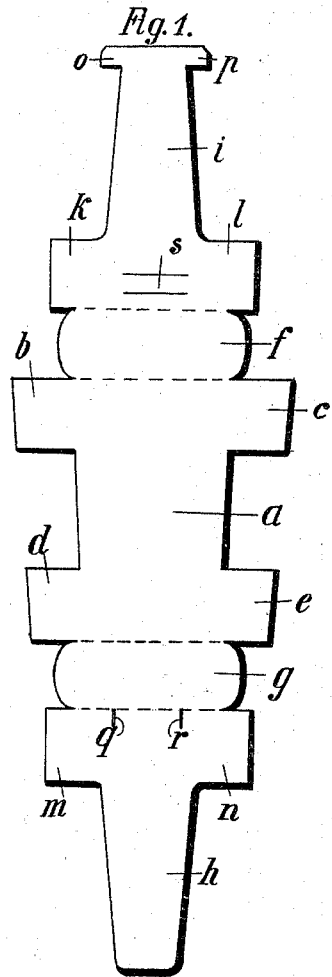


(No Model.)

J. SULC.
MATCH BOX.

No. 526,418.

Patented Sept. 25, 1894.



Witnesses:
E. B. Rotton
H. van Oldenmeel

Inventor:
Joseph Sulc
By *Richard A.*
his Attorneys.

UNITED STATES PATENT OFFICE.

JOSEPH SULC, OF PRAGUE, AUSTRIA-HUNGARY.

MATCH-BOX.

SPECIFICATION forming part of Letters Patent No. 526,418, dated September 25, 1894.

Application filed January 11, 1894. Serial No. 496,554. (No model.)

To all whom it may concern:

Be it known that I, JOSEPH SULC, a subject of the Emperor of Austria-Hungary, and a resident of Prague, Austria-Hungary, have invented certain new and useful Improvements in Match-Boxes, of which the following is a specification.

The present invention has for its object a new kind of match-box such that its contents can be taken out on both sides of the box. The improved box offers the further advantages, that it is formed out of a single piece, and does not require to be stuck together, to preserve its shape, so that it is adapted for continued and repeated use.

In none of the match-boxes hitherto made can the matches be taken out on both sides, still less do they admit of frequent refilling, because even if they are formed of a single piece they are only held together by gum or paste.

This invention offers, in addition, the following advantages: First, certain and immediate recognition of the "headed" ends of the matches, as the box is made slightly tapering and the matches are laid with their heads at the broader end so that even in the dark a match can be readily grasped in proper position for ignition and a light struck; second, complete prevention of risk of explosion or the simultaneous ignition of the contents, as but one match at a time can be taken out, and the box automatically closes immediately after the withdrawal of a match; and third, the matches are securely inclosed, so that they can never fall out of the box.

The accompanying drawings show the improved match-box.

Figure 1 shows the match-box in the open position as stamped out of a sheet of paste-board or a thin sheet metal. Fig. 2 shows the method of forming the match-box. Fig. 3 is a perspective view of the match-box in the half-opened position. Fig. 4 is a perspective view of the match-box when closed. Fig. 5 is a front view and Fig. 6 a side view of the match-box.

The match-box blanks are cut out of paste-

board or sheet-metal, by a stamp of the shape shown in Fig. 1; and as will be seen the blank comprises the bottom-plate *a* on which the matches are to be laid, and which is provided with four flaps *b, c, d, e*. The two head-pieces *f* and *g* which fasten on to the bottom-plate, serve as rubbing surfaces when the box is put together and for that purpose are suitably covered.

Attached to the two head-pieces are the two cross-pieces or stays *h, i*, each of which is similarly provided with two flaps *k, l, m, n*, which correspond with those on the bottom-plate, respectively, as they combine to form the side openings. The cross-piece *i* is also provided at its upper end with two flaps *o, p*, which, when the box is put together, engage in two notches or slits *q, r*, provided for that purpose in the cross-piece *h* and thereby hold the box fast closed. The cross-piece *h* in the completed box, is brought underneath the cross-piece *i* and its upper end is passed through the loop *s* with which *i* is fitted to receive it.

The operation of filling and putting the box together is as follows: In the first place, the four flaps *b, c, d* and *e* of the bottom-plate *a* are turned up and the matches are laid side by side in the space thus formed; then, the head-pieces *f, g* with the cross-pieces *h* and *i*, are bent up and around the cross-piece *h* being slipped into the loop *s* the flaps *o* and *p* of cross-piece *i* inserted in the slits or notches *q, r*, and lastly the flaps *k, l, m, n* bent in and underneath the cross-pieces. At the sides of the box thus formed there will be two slits or openings *t, u*, through which the matches can be withdrawn, and in consequence of the elasticity of the flaps, those slits will close immediately after the extraction of a match. The two head-pieces project slightly beyond the edges of the connected flaps and thereby afford cover and protection to the opening which is temporarily made whenever a match is taken out of the box.

As already observed, the bottom-plate is formed somewhat tapering, as shown in Fig. 1, in addition to which the one head-piece (*f*) is made slightly smaller than the other (*g*)

and thus the position of the match-heads is recognized at once.

Having now described my invention, what I claim as new, and desire to secure by Letters
5 Patent, is—

A match box consisting of a bottom plate, upwardly turned flaps at each end on each side thereof, uniform end pieces and top flaps having cut away sides, said flaps overlapping and

having locking slits and projections, substantially as described.

In witness whereof I have hereunto signed my name in the presence of two subscribing witnesses.

JOSEPH SULC.

Witnesses:

JOSEPH MICHALEC,
ADOLPH FISCHER.