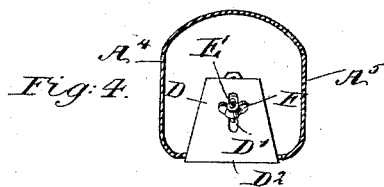
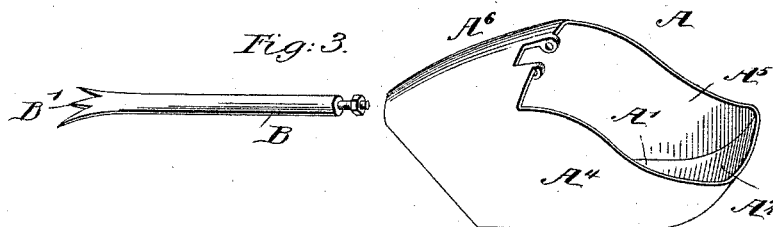
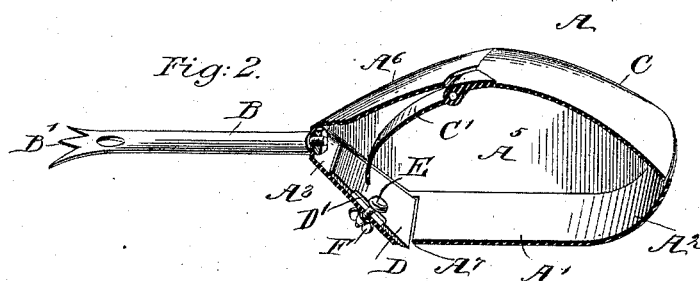
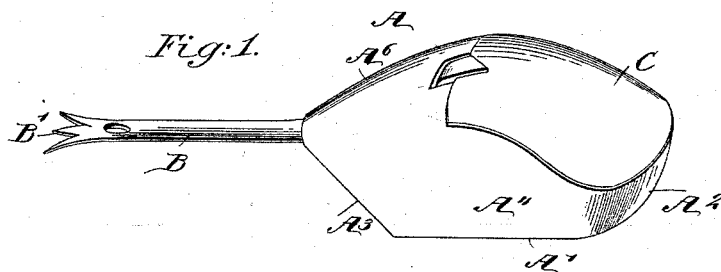


(No Model.)

W. M. SEAMAN.
ICE SHAVER AND PICK.

No. 526,585.

Patented Sept. 25, 1894.



WITNESSES:
John A. Hume
C. Sedgwick

INVENTOR
W. M. Seaman
BY *Munn & Co*
ATTORNEYS.

UNITED STATES PATENT OFFICE.

WILLIAM METCALF SEAMAN, OF GOLDMAN LANDING, LOUISIANA.

ICE SHAVER AND PICK.

SPECIFICATION forming part of Letters Patent No. 526,585, dated September 25, 1894.

Application filed August 28, 1893. Serial No. 484,206. (No model.)

To all whom it may concern:

Be it known that I, WILLIAM METCALF SEAMAN, of Goldman Landing, in the parish of Tensas and State of Louisiana, have invented a new and Improved Ice Shaver and Pick, of which the following is a full, clear, and exact description.

The invention relates to household articles, and its object is to provide a new and improved ice shaver and pick, which is simple and durable in construction, and arranged to permit of conveniently scraping a block of ice to form shavings which accumulate in an ice receptacle, from which the said shavings of loose ice can be conveniently removed as required.

The invention consists of certain parts and details, and combinations of the same, as will be fully described hereinafter and then pointed out in the claims.

Reference is to be had to the accompanying drawings, forming a part of this specification, in which similar letters of reference indicate corresponding parts in all the figures.

Figure 1 is a perspective view of the improvement. Fig. 2 is a sectional perspective view of the same. Fig. 3 is a perspective view of the casing with the lid removed and the pick detached; and Fig. 4 is a transverse section of the improvement.

The improved ice shaver is provided with a casing A, made of suitable material and provided with a straight bottom A', curved upward and forward at its front end A², as is plainly shown in the drawings. The rear end A³ of the casing is inclined upward and rearward and the sides A⁴ and A⁵, of the casing are curved, as indicated in Fig. 4. On the rear end A³ of the casing is secured a horizontally extending pick B, provided at its outer end with prongs B', as illustrated in the drawings.

The top A⁶, is curved upward and forward from the upper edge of the rear end A³, and terminates at about the middle of the casing, so as to leave an opening for the lid C, hinged to the under side of the top A⁶ at its forward end. From the pivot end of the lid C extends rearward and downward the curved extension C', reaching to within a short distance

of the bit D, fitted on the inner surface of the rear end A³ and held in place on the latter by a bolt E passing through an elongated slot D' formed in the bit D. The lower cutting edge D² of the bit extends downward through a slot A' formed in the rear end of the bottom A', and the distance the cutting edge extends through the slot can be regulated by adjusting the bit D on the inclined rear end A³, so as to produce thicker or thinner shavings. By loosening the winged nut on the bolt E, the operator can conveniently move the bit D up or down, to increase or decrease the thickness of the shavings or the cuts to be made in the ice.

When the several parts are in the position illustrated in Figs. 1 and 2, then the operator takes hold of the casing by placing his hands on the top A⁶ and the sides A⁴ A⁵, and then moves the casing forward and backward over the ice from which the shavings are to be made. On the forward movement of the casing the cutting edge of the bit cuts the top surface of the ice, the shavings passing through the opening A' in the casing A. This operation is repeated until a sufficient quantity of loose ice is accumulated within the casing.

When the operator desires to remove the accumulated shavings or loose ice from the casing, he swings the lid C open, so that the extension C' pushes the accumulated ice forward and out through the opening, thus facilitating the removal of the ice.

The pick B can be used in the usual manner on the block of ice for cutting the same, as desired.

Having thus fully described my invention, I claim as new and desire to secure by Letters Patent—

1. An ice shaver, comprising a casing having a slot in its bottom, a cutter projecting through the said slot, and a cover having an extension rigid with the cover and projecting down into the casing to within a short distance of the cutter, substantially as described.

2. An ice shaver, comprising a casing having a slot in its bottom, a cutter projecting through said slot, and a hinged cover having at its hinged end a curved extension rigid

with the cover and projecting into the casing to within a short distance of the cutter, substantially as herein shown and described.

3. An ice shaver comprising a casing provided with a bottom having a slot, and an upwardly curved forward end, an inclined rear end terminating at the said slot, a bit held adjustably on the said end and extending at its cutting edge through the said slot, a cover hinged to the top of the said casing, and an extension formed on the pivot end of the said cover and extending within the said casing so as to push the accumulated ice for-

ward on opening the lid, substantially as shown and described.

4. A combined ice shaver and pick, comprising a casing having a cutter projecting through a slot in its bottom, and a pick secured to and projecting from one end of the casing, the said casing serving as a handle for the pick, substantially as described.

WILLIAM METCALF SEAMAN.

Witnesses:

JOS. H. SEAMAN,

JNO. A. LIMERICK, Jr.