

(No Model.)

H. STRANDWOLD.
GUN SIGHT.

No. 526,588.

Patented Sept. 25, 1894.

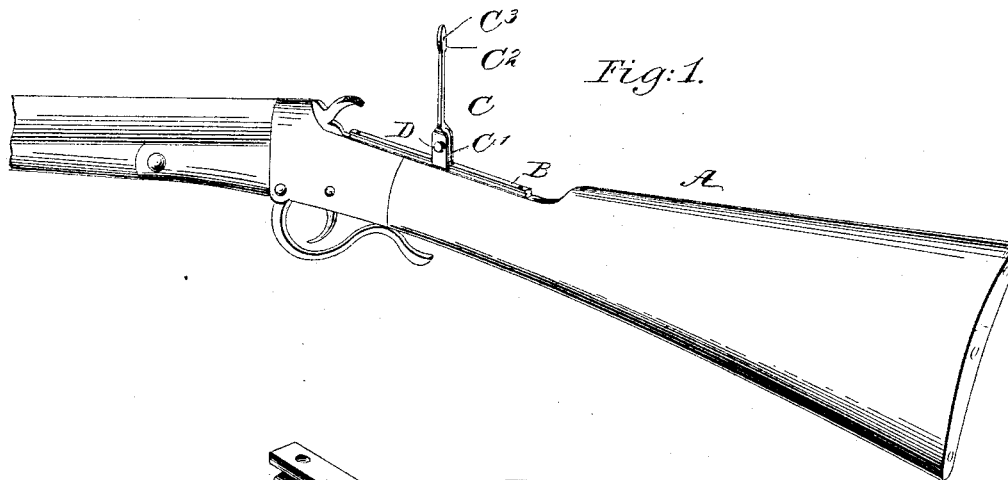


Fig. 1.

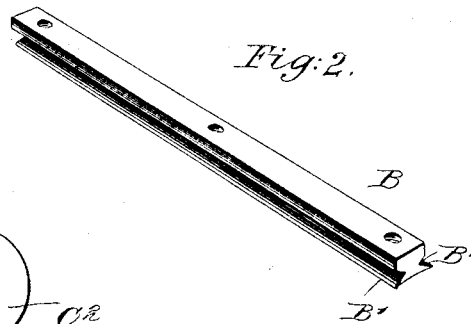


Fig. 2.

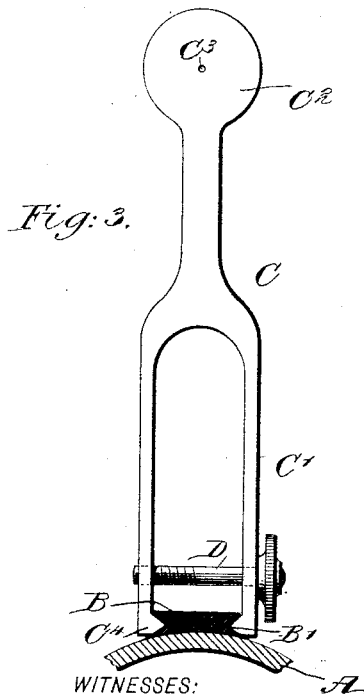


Fig. 3.

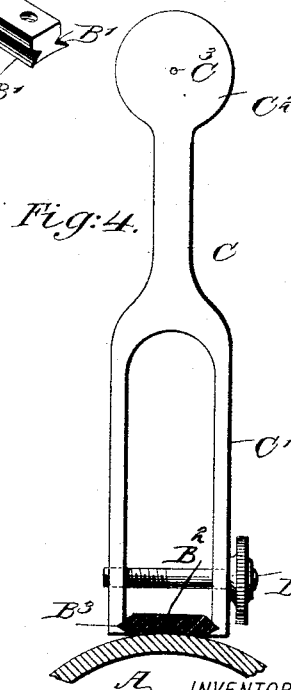


Fig. 4.

WITNESSES:
John A. Rennie
C. Sedgwick

A. INVENTOR
H. Strandwold
BY Munn & Co

ATTORNEYS.

UNITED STATES PATENT OFFICE.

HARALD STRANDWOLD, OF TRYSEL, NORTH DAKOTA.

GUN-SIGHT.

SPECIFICATION forming part of Letters Patent No. 526,588, dated September 25, 1894.

Application filed December 15, 1893. Serial No. 493,770. (No model.)

To all whom it may concern:

Be it known that I, HARALD STRANDWOLD, of Trysil, in the county of Cass and State of North Dakota, have invented a new and Improved Gun-Sight, of which the following is full, clear, and exact description.

The invention relates to rear sights for fire arms, and its object is to provide a new and improved gun sight, which is simple and durable in construction, adapted to be conveniently taken off the rifle to permit of carrying it in the pocket when not in use, and also arranged to permit of quickly putting it in proper position whenever required.

The invention consists of inclined guide-ways arranged longitudinally of the stock, and at an angle to the barrel, and a sight-carrying standard extending at an angle to the stock and fitted to slide longitudinally on the said guide-ways.

The invention also consists of certain parts and details, and combinations of the same, as will be fully described hereinafter and then pointed out in the claims.

Reference is to be had to the accompanying drawings, forming a part of this specification, in which similar letters of reference indicate corresponding parts in all the figures.

Figure 1 is a perspective view of the improvement as applied. Fig. 2 is a perspective view of the stock plate. Fig. 3 is an enlarged transverse section of the improvement; and Fig. 4 is a similar view of a modified form of the same.

On the stock A of the fire arm, is secured a stock plate B, held in an inclined position relative to the barrel, as is plainly illustrated in Fig. 1. The stock plate B is adapted to be engaged by the forked end C' of a standard C, carrying at its upper end a disk C², having a peep hole C³. The standard C is fitted to slide on the stock plate B, and is adapted to be clamped thereon by a clamping screw D, held in the forked end C' of the said standard C. In order to properly guide the standard C on the stock-plate B, I form the latter on opposite sides with longitudinally extending grooves B', adapted to be engaged by projections C⁴ formed on the lower ends of the members of

the forked end C', as is plainly shown in Fig. 3. If desired, the members of the forked end C' may be formed with grooves in their inner faces, to engage correspondingly shaped ridges B³, formed on the sides of the stock plate B², as illustrated in the modified form shown in Fig. 4.

It will be seen that when the clamping screw D is loosened, the standard C can be readily moved forward or backward on the stock-plate to bring the standard in proper position relative to the desired range of the rifle. When the standard has been shifted to the proper position, the clamping screw D is screwed up so as to draw the members of the forked end C' together, and securely clamp the same in place on the stock-plate thus fastening the standard in place.

When it is desired to remove the standard, the clamping screw D is loosened to permit of sliding the standard C off one end of the stock-plate. The standard can then be put in the pocket while carrying the gun around, and can be readily set in position again whenever required, on the stock-plate as above described.

Having thus fully described my invention, I claim as new and desire to secure by Letters Patent—

1. A gun sight, comprising a stock-plate, and a standard having the sight proper and fitted to slide longitudinally on the said stock-plate and adapted to be clamped thereon, substantially as shown and described.

2. A gun sight, comprising a stock-plate secured to the stock of the fire-arm and extending longitudinally thereof, a sight-carrying standard arranged at an angle to the stock plate and having sliding movement thereon, the standard being formed with a forked end to engage the stock-plate, and means for fastening the forked end on the said stock-plate, substantially as described.

3. A gun sight, comprising a stock-plate formed with longitudinal guide-ways, a standard provided with a longitudinal sliding movement on the stock plate and having a forked lower end fitted to slide in the said guide-ways of the stock-plate, and a clamping screw

screwing in the members of the said forked end to clamp the latter on the said stock-plate, substantially as shown and described.

4. The combination, with the barrel and
5 the stock, of inclined guide-ways rigidly connected to the stock and extending longitudinally thereof at an angle to the barrel, and a sight-carrying standard arranged at an an-

gle to the stock and having sliding movement on the said guide-ways, substantially as described.

HARALD STRANDWOLD.

Witnesses:

JACOB STEIN,

JOSEPH MICHEN.