

(No Model.)

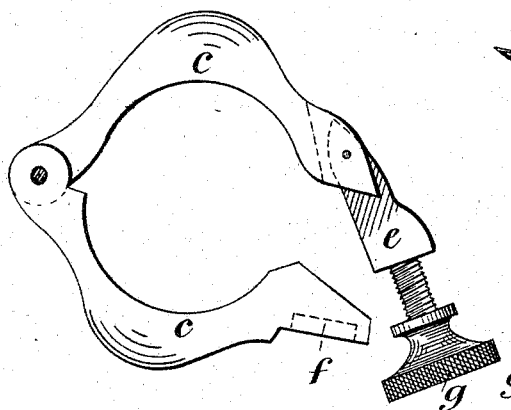
J. EUGSTER.

MEANS FOR HERMETICALLY CLOSING GAZOGENES, &c.

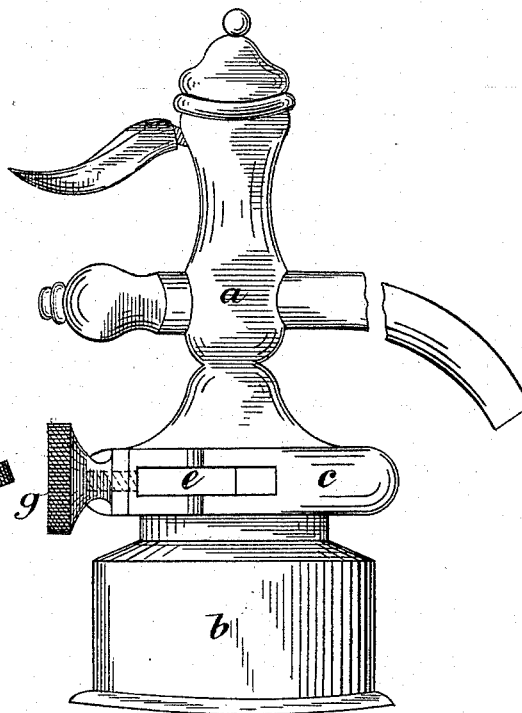
No. 526,696.

Patented Oct. 2, 1894.

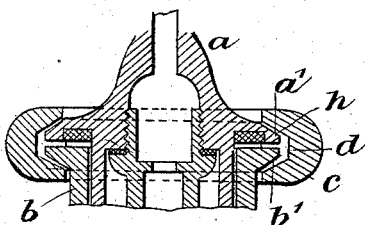
*Fig. 1.*



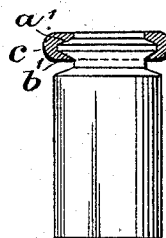
*Fig. 2.*



*Fig. 3.*



*Fig. 4.*



Witnesses  
Ernest Francis Brown  
J. M. Swellman

Inventor  
Joseph Eugster

# UNITED STATES PATENT OFFICE.

JOSEPH EUGSTER, OF LONDON, ENGLAND.

## MEANS FOR HERMETICALLY CLOSING GAZOGENES, &c.

SPECIFICATION forming part of Letters Patent No. 526,696, dated October 2, 1894.

Application filed April 2, 1894. Serial No. 506,066. (No model.)

*To all whom it may concern:*

Be it known that I, JOSEPH EUGSTER, a subject of the Queen of Great Britain, residing at 21 Albert Road, Stroud Green, London, England, have invented a new and useful Improved Means for Hermetically Closing Gazogenes, Seltzogenes, and other Vessels, of which the following is a specification.

This invention relates to improved means for hermetically closing gazogenes, seltzogenes and other vessels and has for its object to provide a simple and effective fastening for hermetically closing a gazogene, seltzogene, or other vessel and whereby all necessity for the ordinary screws on the tap and mount of a gazogene or seltzogene is dispensed with, the objection to such screws being that owing to the corrosive action set up by the carbonic acid gas in conjunction with the rubber washers they are very apt to become so firmly fixed as to render it impossible to move them thus rendering the tap and mount useless.

The mechanism whereby I attain the object of my invention is illustrated in the accompanying drawings, wherein—

Figure 1 is a plan view of the clamp or clasp hereinafter described; Fig. 2, an external elevation of the tap and mount of a gazogene or seltzogene fitted with such clamp or clasp; Fig. 3, a sectional view showing the clamp or clasp fitted to such tap and mount, and Fig. 4 shows my invention adapted to a jar shaped vessel.

Similar letters of reference indicate corresponding parts throughout the several views.

To carry out my invention I make the closure of the vessel such as the tap *a*, and mount *b*, of a gazogene or seltzogene without the usual screws for screwing the same down to the vase of the vessel, and in lieu thereof I form two external bevels *a'*, *b'*, on the projecting rims encircling the bottom of the tap and the top of the mount. I then make a fastening consisting of a clamp or clasp having movable curvilinear jaws *c* on the inner surfaces whereof beveled channels or grooves *d*, are formed of any convenient shape and size, the inclined surfaces whereof fit over the beveled rims of the tap and mount. Such jaws are pivoted or hinged together and one of them has attached to its outer extremity an

adjustable clip piece *e*, which takes into a slot or recess *f*, formed in the outer end of the other jaw. This clip piece is fitted with a thumb screw *g*, whereby it is adjusted and secured in such slot or recess. The bottom of the tap is fitted with a rubber washer *h*, in the ordinary manner, and which when the tap is properly adjusted rests upon the top of the beveled rim formed on the mount. When the tap is so adjusted the clamp or clasp is placed round the tap and mount, the beveled channels or grooves formed on the inner surfaces of the jaws being fitted over the beveled rims formed on the tap and mount. The thumb screw is then tightened up thereby bringing the inclined surfaces of the channels or grooves to bear upon such beveled rims, and compressing them together so tightly and evenly that with the aid of the rubber washer a hermetically sealed joint is obtained without in the case of gazogenes or seltzogenes and the like any screwing down of the tap being necessary as heretofore.

In applying my invention to vessels other than gazogenes, seltzogenes and the like, which are unprovided with a tap and mount the beveled rims *a'*, *b'*, are formed on the mouth and stopper or other closure of the vessel as shown at Fig. 4 while the rubber washer *h*, is fitted round the neck of the stopper in the ordinary manner, and after the stopper has been placed in the mouth of the vessel the clamp or clasp is fitted thereon and secured in the manner already described.

When it is desired to open the gazogene, seltzogene or other vessel the thumb screw is operated in the reverse direction thereby releasing the clamp or clasp from the beveled rims on the tap and mount or on the mouth and stopper and unsealing the joint. Such clamp or clasp may be made of brass, copper, gun metal, tin or any other suitable metal or material and if requisite each jaw may be jointed in one, two or more places to allow of its fitting more closely and conveniently round the neck or top of the vessel to which it is applied.

What I claim as my invention, and desire to secure by Letters Patent, is—

1. In a gazogene or other like vessel the combination of the tap *a* provided with the bevel *a'*, the mount *b* provided with the bevel

*b'*, and the clamp provided with pivoted jaws *c* and beveled channels *d* adapted to fit over and bind the said bevels *a'*, *b'*, and the thumbscrew *g* adapted to secure the parts together  
5 substantially as described.

2. As a means for closing vessels and the like the combination of the closure proper provided with the bevel *a'* and mouth provided with the bevel *b'* and the clamp pro-

vided with pivoted jaws *c* and beveled channels *d*, adapted to fit over and bind the said bevels *a'*, *b'*, and the thumbscrew *g* adapted to secure the parts together all substantially as described.

JOSEPH EUGSTER.

Witnesses:

ERNEST FRANCIS BROWN,  
WM. THOS. MARSHALL.