

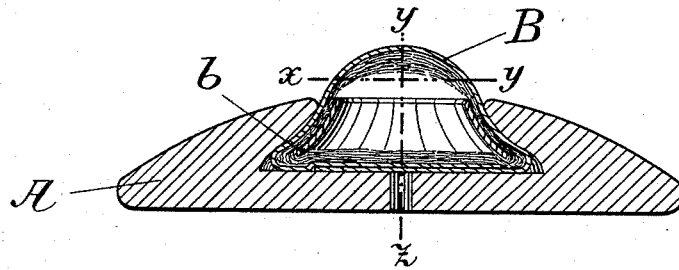
(No Model.)

R. PÖSCHEL.  
BUTTON.

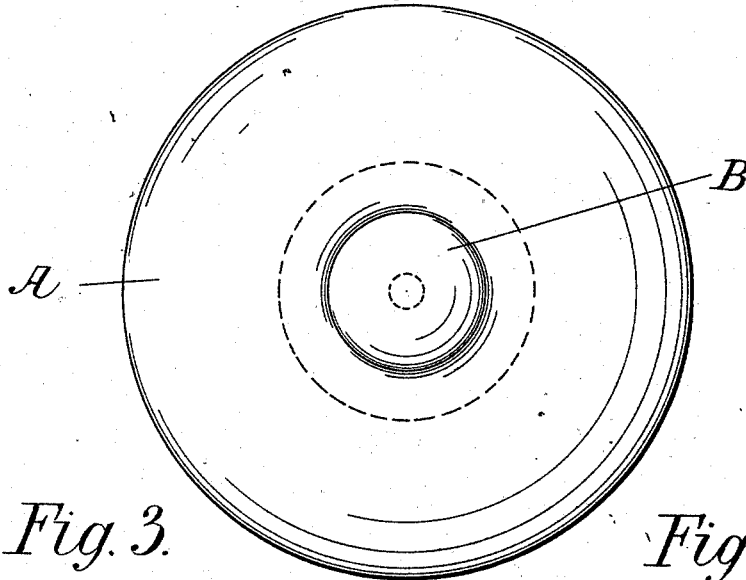
No. 526,739.

Patented Oct. 2, 1894.

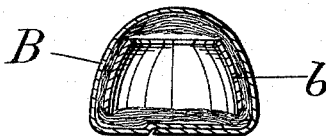
*Fig. 1.*



*Fig. 2.*



*Fig. 3.*



*Fig. 4.*



*Witnesses:*

*E. B. Bolton*

*H. van Doremee*

*Inventor:*

*Robert Pöschel*

*By*

*Richard R.*

*his Attorneys.*

# UNITED STATES PATENT OFFICE.

ROBERT PÖSCHEL, OF GOESSNITZ, GERMANY.

## BUTTON.

SPECIFICATION forming part of Letters Patent No. 526,739, dated October 2, 1894.

Application filed March 24, 1894. Serial No. 504,939. (No model.)

*To all whom it may concern:*

Be it known that I, ROBERT PÖSCHEL, a subject of the Duke of Saxe-Altenburg, residing at Goessnitz, in the Duchy of Saxe-Altenburg, German Empire, have invented new and useful Improvements in Buttons, of which the following is a specification.

The buttons heretofore employed were made of vegetable ivory, horn, &c., and provided with stuff backings. They were arranged in such a manner, that the backing projected on the under side of the button and was fixed to the stuff by horizontal stitches. Afterward buttons of vegetable ivory were manufactured, the backing of which consisted of a ring spun over and entirely embedded into the under side of the button. These buttons had a vertical boring so that they were attached by sewing in the same manner as the ordinary buttons of vegetable ivory without backing provided with vertical openings.

This invention relates to a button which may be fixed by each of the two modes of attachment.

Figure 1 is a vertical section of the button. Fig. 2 shows the button seen from below. Fig. 3 shows the backing before its securing to the button.

A metal cup *b* open at top and bottom (see Fig. 4) is spun over as illustrated in Fig. 3, with twine or covered with stuff or with the two substances together and the backing B

formed in this manner is pressed into a boring of the button A, which inward is conically enlarged as shown in Fig. 1.

The backing projects, as illustrated in the drawings, considerably on the under side of the new button, so that the latter may be attached in the two modes above indicated, *i. e.*, by vertical and horizontal stitches. See the directions *x-y* and *y-z* in Fig. 1.

I claim—

1. A button having a tuft B of soft material secured to its under side and having also a vertical opening through its body portion whereby the said button may be secured by horizontal stitches passing through the soft tuft, by vertical threads passing through the opening and the tuft or by both horizontal and vertical threads, substantially as described.

2. A button having a conical opening in its under side the tuft material B and the cup *b* pressed in the conical opening to hold the tuft, said button having a central opening extending through it from top to bottom, substantially as described.

In testimony whereof I have signed my name to this specification in the presence of two subscribing witnesses.

ROBERT PÖSCHEL.

Witnesses:

HELENE HOŮ,  
M. L. SAWTER.