

(No Model.)

A. E. JONES.
COMBINATION PLOW STOCK.

No. 526,784.

Patented Oct. 2, 1894.

Fig. 1.

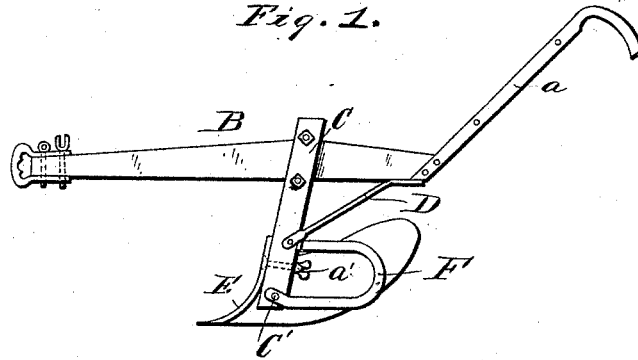


Fig. 2.

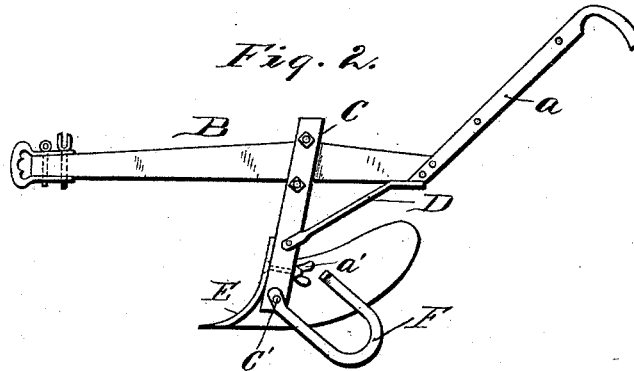
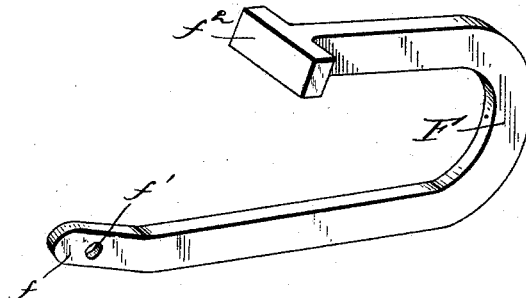


Fig. 3.



WITNESSES,
Walter F. Farnsworth
Rose C. Robbitt.

Adolphus E. Jones.
INVENTOR.
By John G. Gussie
ATTY.

UNITED STATES PATENT OFFICE.

ADOLPHUS EUGENE JONES, OF GREENSBURG, LOUISIANA.

COMBINATION PLOW-STOCK.

SPECIFICATION forming part of Letters Patent No. 526,784, dated October 2, 1894.

Application filed October 9, 1893. Serial No. 487,616. (No model.)

To all whom it may concern:

Be it known that I, ADOLPHUS EUGENE JONES, a citizen of the United States of America, residing at Greensburg, in the parish of St. Helena and State of Louisiana, have invented certain new and useful Improvements in Georgia Avery Combination Plow-Stocks; and I do declare the following to be a full, clear, and exact description of the invention, such as will enable others skilled in the art to which it appertains to make and use the same, reference being had to the accompanying drawings, and to the letters of reference marked thereon, which form a part of this specification.

My invention has relation to "combination plow stocks in connection with a landside;" and consists in the novel construction and arrangement of its parts.

In the accompanying drawings: Figure 1 is a side elevation of my invention with the plow-gage or landside in position. Fig. 2 is a side elevation of my invention, with the landside pulled a little back so that the nut a' , may be removed. Fig. 3 is a perspective view of my plow-gage or landside.

My invention is described as follows:

The particular plow stock to be improved by my invention is the Avery patent, but it may be as well applied to the Baldwin or any other combination plow stock, and the improvement consists in a plow-guage or a landside sometimes called "ground slide," attached to the lower end of the plow standard C.

The landside F, I describe as being U-shaped having its longer and lower end turned slightly up, and having through it horizontally a perforation f' , (Fig. 3,) its upper or shorter end f^2 , having a right angle cross or T, so that the said gage or landside F, may be put on the right or left hand side of the standard with one of its projecting T ends resting against the rear face of the standard C. Said landside is pivoted to the foot of the standard C, by means of bolt and nut c' . One of its T ends presses against the rear face of said standard just above the bolt and nut a' .

When I wish to remove the bolt and nut a' , I loosen the nut c' , and pull the landside down a little, as shown in Fig. 2. When the landside is placed in position, as shown in Fig. 1, it is held in position by tightening the nut c' . The exact pitch of the landside is obtained by moving the standard C, back and forth on beam B, until said landside sets properly with said beam B. Said landside is designed to bear against the side of the land as other landsides and is intentionally placed about an inch higher than the lower edge of the plow share, as from experience I find that the plow operates better thus than if the slide and share were on a line at the bottom. In this way the combination outfit works best.

Having described my invention, what I claim as new, and desire to secure by Letters Patent, is—

1. An adjustable U-shaped landside, having its lower front end turned slightly up, and adapted to work against either side of the plow standard, its upper and shorter end provided with a horizontal T cross, either end of which is adapted to fit against the rear face of said standard, substantially as shown and described and for the purposes set forth.

2. The combination of the beam B, standard C, pivoted to said beam by means of the brace D, its upper end adapted to move back and forth on said beam; the adjustable U-shaped landside, having its lower front end turned slightly up and perforated horizontally and adapted to work against either side of the plow standard, its upper and shorter end provided with a horizontal T cross, either end of which is adapted to fit against the rear face of said standard, substantially as shown and described and for the purposes set forth.

In testimony whereof I affix my signature in presence of two witnesses.

ADOLPHUS EUGENE JONES.

Witnesses:

JULIUS E. WILSON,
A. W. CARRUTH.