

No. 645,787.

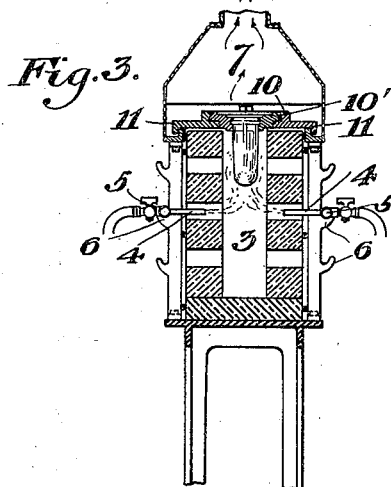
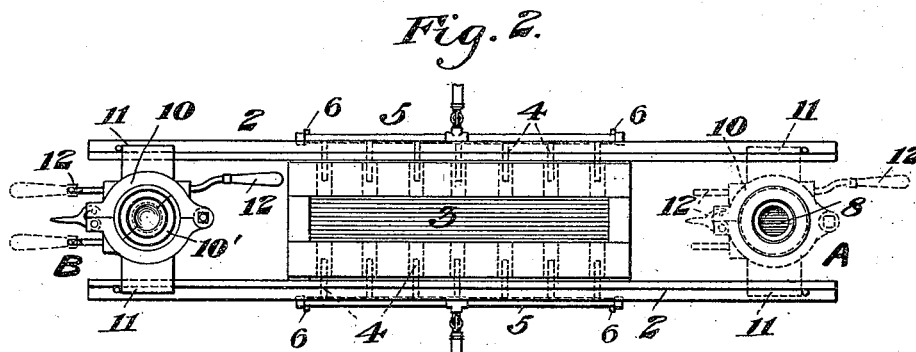
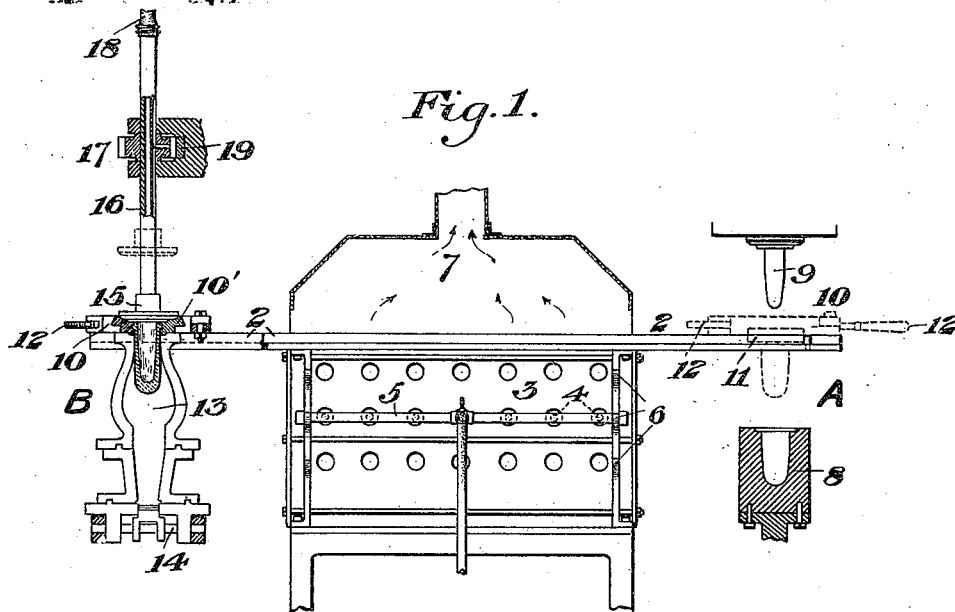
Patented Mar. 20, 1900.

W. BUTTLER.

APPARATUS FOR MANUFACTURING HOLLOW GLASS ARTICLES.

(Application filed May 29, 1899.)

(No Model.)



WITNESSES

J. A. Comer
Warren W. Swartz

INVENTOR

William Butler
by B. A. Russell & B. A. Russell
his attys.

UNITED STATES PATENT OFFICE.

WILLIAM BUTTLER, OF REDKEY, INDIANA.

APPARATUS FOR MANUFACTURING HOLLOW GLASS ARTICLES.

SPECIFICATION forming part of Letters Patent No. 645,787, dated March 20, 1900.

Application filed May 29, 1899. Serial No. 718,628. (No model.)

To all whom it may concern:

Be it known that I, WILLIAM BUTTLER, of Redkey, in the county of Jay and State of Indiana, have invented a new and useful Improvement in Apparatus for the Manufacture of Hollow Glass Articles, of which the following is a full, clear, and exact description, reference being had to the accompanying drawings, forming part of this specification, in which—

Figure 1 is a sectional side elevation of apparatus embodying my invention. Fig. 2 is a top plan view of the same, and Fig. 3 is a vertical cross-section through the reheating-furnace.

My invention relates to the manufacture of hollow glass articles by pressing a blank and then blowing this pressed blank; and its objects are to improve the quality of articles thus made, to enable the pressed blank to be elongated without mechanical means therefor, and to give the blank a better surface. Heretofore the pressed blank whose surfaces have been chilled by contact with the mold and plunger has been taken directly to the blowing-mold, and this chilling of the surfaces of the pressed blank interferes materially with its elongating and proper shaping by the blowing operation and also prevents the formation of an article having the desired surface finish.

My invention overcomes this difficulty; and it consists in using transfer mechanism which carries a mold-ring with a blank therein from a pressing apparatus to a blowing apparatus and a furnace or source of heat in the path of the transfer mechanism and arranged to heat at least a portion of the blank before blowing or expanding.

It also consists in the mechanism herein after more fully described, and set forth in the claims.

In the drawings, 2 2 represent rails of a horizontal track, which lead from a pressing-station A to a blowing-station B. Intermediate of the length of this track is placed a reheating-furnace 3, which is open at its top and is provided with side openings into which project burners 4, secured to supply-pipes 5, which may be supported in different positions by sets of lugs 6, located in pairs at different levels on the sides of the furnace. This furnace is preferably provided with a sheet-metal

hood 7, which may be arranged so as to be easily removable.

At the pressing-station, 8 represents a press-mold, which may be supported on a hydraulic or other plunger, and 9 is the mold-plunger, which may be similarly carried. The mold and its plunger are simultaneously moved toward and from each other by the cylinders or any other suitable mechanism.

10 is a mold-ring made in two parts and having lateral wings 11, which are flanged so as to rest upon and be moved along the track.

10' is a rotatory ring carried in the two-part mold-ring. This mold-ring may be provided with suitable handles 12 for opening or closing and for moving it along the track.

At the blowing-station, 13 represents a blow-mold, which I have shown as made of two parts, which are hinged at the bottom to a common shaft 14, but any desired form of blow-mold may of course be used.

15 is a rotary blow-head, which is beveled to engage the correspondingly-beveled recess in the upper face of the rotary ring 10' and is secured to rotary shaft 16, having a key connection with a pinion 17. Above the pinion the hollow shaft connects with a flexible air-supply tube 18. The pinion may be actuated by a rack 19 or in any other desired manner.

In using my improved apparatus a suitable quantity of hot glass being dropped into the press-mold this mold and its plunger are moved toward each other and meet at the mold-ring, which has been brought to the proper point between them. The plunger and mold then being simultaneously retracted, the mold-ring, with the blank depending therefrom, is moved along the track, the blank passing through the reheating-furnace, the chilled surface being thus brought to the proper temperature. The mold-ring being thus brought to the proper point at the blowing-station, the blow-mold is closed about it, and the blow-head, being rotated, is forced down against the mold-ring so as to rotate the inner rotatory ring portion thereof. The blank is thus rotated or oscillated during the blowing operation, and a seamless article is obtained.

The advantages of my invention result from the reheating of the pressed blank before blowing it, since a much better article is af-

forded and one having a finer surface, and the elongating action is easily and completely effected in the blowing operation.

Many different forms of apparatus may be
5 designed by the skilled mechanic without departing from my invention, since
I claim—

1. In apparatus for forming hollow glass
10 articles, a pressing apparatus, a blowing apparatus, a movable mold-ring, transfer mechanism arranged to carry the mold-ring and blank from the pressing apparatus to the
blowing apparatus, and a furnace in the path
of the transfer mechanism, and arranged to
15 reheat at least a portion of the blank before blowing; substantially as described.

2. In apparatus for forming hollow glass
articles, a pressing apparatus, a blowing apparatus, a track extending between them, a
20 mold-ring movable along the track, and arranged to transfer the pressed blank to the blowing apparatus, and a furnace intermediate of the length of the track, and arranged to heat at least a portion of the blank before
25 blowing it; substantially as described.

3. In apparatus for forming hollow glass
articles, a track, a mold-ring movable upon
the track, pressing apparatus at one point
30 along the track arranged to press a blank and secure it to the mold-ring, mechanism for blowing the pressed blank located at another

point along the track, and an intermediate
slotted furnace through which the blank
passes as the mold-ring is moved along the
track; substantially as described.

4. In apparatus for forming hollow glass
articles, a pressing apparatus, a blowing apparatus, a movable mold-ring, transfer mechanism arranged to carry the mold-ring and
the blank from the pressing apparatus to the
blowing apparatus, the blowing apparatus including a blow-head, mechanism for rotating
the blow-head and mold-ring during the blowing operation, and a furnace in the path of
the transfer mechanism and arranged to heat
45 at least a portion of the blank before blowing; substantially as described.

5. The combination with a track, of a hollow slide movable thereon, and a mold-ring
revolvably mounted on the slide; substantially
50 as described.

6. The combination with a track, of a ring-shaped support movable thereon, a mold-ring
revolvably mounted on the support, and a
blow-head arranged to turn the mold-ring; substantially as described.

In testimony whereof I have hereunto set
my hand.

WILLIAM BUTTLER.

Witnesses:

WILLIAM A. DRAGOO,
DAVID ROBERTS.