

No. 645,878.

Patented Mar. 20, 1900.

J. W. TENNYSON.
CAMP CHAIR.

(Application filed Feb. 24, 1897.)

(No Model.)

Fig. 1.

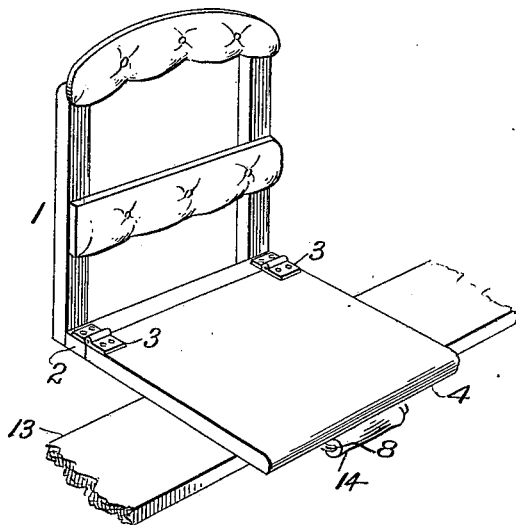


Fig. 2.

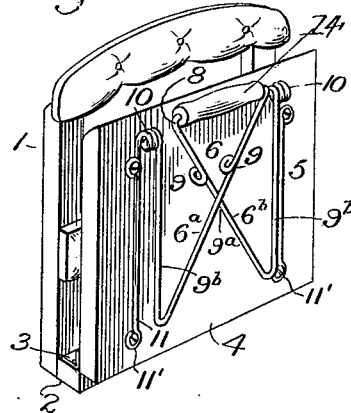
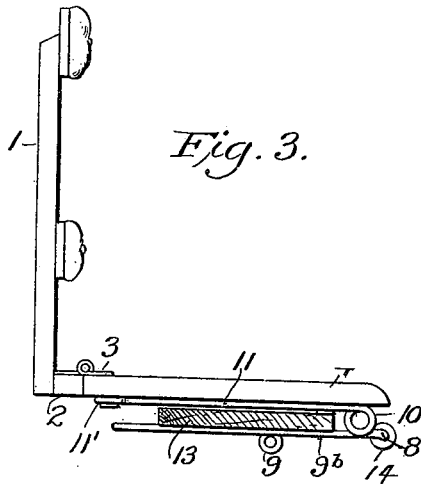


Fig. 3.



WITNESSES
James F. Duhamel
R. M. Coyle

INVENTOR,
JOHN W. TENNYSON,
By John Hadden
Attorney

UNITED STATES PATENT OFFICE.

JOHN WESLEY TENNYSON, OF OPDYKE, ILLINOIS.

CAMP-CHAIR.

SPECIFICATION forming part of Letters Patent No. 645,878, dated March 20, 1900.

Application filed February 24, 1897. Serial No. 624,757. (No model.)

To all whom it may concern:

Be it known that I, JOHN WESLEY TENNYSON, a citizen of the United States, residing at Opdyke, in the county of Jefferson and State of Illinois, have invented certain new and useful Improvements in Camp-Chairs; and I do hereby declare the following to be a full, clear, and exact description of the invention, such as will enable others skilled in the art to which it appertains to make and use the same.

The object of my invention is to produce a camp-chair which may be readily attached to or detached from a suitable support and which may be folded and conveniently carried when not in use.

To the accomplishment of this object my invention consists in providing a chair-back of any suitable construction with a hinged or folding bottom, provided upon its under side with a securing-spring designed to constitute means for securing the chair to a suitable slat or other support and to be employed as a handle for carrying the chair when the same is not in use.

Referring to the drawings, Figure 1 is a perspective view showing my chair as applied to the ordinary slats employed upon picnic-grounds or similar places. Fig. 2 is a perspective view showing the chair folded as for transportation, and Fig. 3 is a side elevation of the subject-matter of Fig. 1.

Referring to the numerals on the drawings, 1 indicates a chair-back, which may be of any suitable size or shape and may be upholstered or plain, as desired.

2 indicates a seat-securing strip extending transversely across the bottom of the back 1, and to which is hinged, as by hinges 3, a folding bottom 4, designed when in use to extend at right angles to the back 1.

5 indicates a clip or securing-spring secured upon the under side of a chair at the front and rear edges thereof and composed of a spring-clamp 6, comprising two arms 6^a and 6^b and formed at its rear extremity with a bail 8, the said arms being formed with spirals 9, thence crossed and extending diagonally, as at 9^a, and provided with reversely-extending extremities 9^b, connected by spirals 10 with a pair of terminal supporting-arms 11, provided with terminal eyes 11', designed for the reception of securing-screws.

It will be observed that when it is desired to employ the chair the bottom is lowered to the position indicated in Fig. 1, and the end of the spring-clamp is slid under the front edge of a suitable slat or other support 13, and the chair is forced backward until the clamp 6 extends entirely under the support 13 and detachably secures the chair thereto, as illustrated in Fig. 1.

Inasmuch as the chair is designed to be carried by the bail 8, I prefer to employ at the extremity of said bail a suitable handle 14 of some durable material—as, for instance, hard rubber—which will facilitate the attachment of the chair and will afford a convenient grip when it is desired to carry the chair from place to place. I do not, however, desire to limit myself to the details of construction herein shown and described, but reserve to myself the right to change, vary, or modify such details within the scope of my invention.

What I claim is—

1. The combination with a chair-back and a seat or bottom hinged thereto, of securing means upon the bottom of the chair, consisting of securing-arms, spirals, a bail and a grip mounted thereon, and a spring-clip comprising arms extending from the spirals and bent back to and connected by the bail on which the grip is secured, substantially as specified.

2. The combination with a chair-back and a folding seat or bottom hinged thereto, of securing means consisting of parallel supporting arms or clips secured to the chair-bottom and provided at one end each with a spiral, spring-arms extending from said spirals in a reverse direction to the supporting-arms and substantially parallel therewith, said spring-arms being rebent upon themselves to form bail-arms, and a bail connecting the ends of said rebent arms, substantially as and for the purpose specified.

In testimony whereof I have signed this specification in the presence of two subscribing witnesses.

JOHN WESLEY TENNYSON.

Witnesses:

W. W. FELTS,
Mrs. A. M. FELTS.