

No. 645,975.

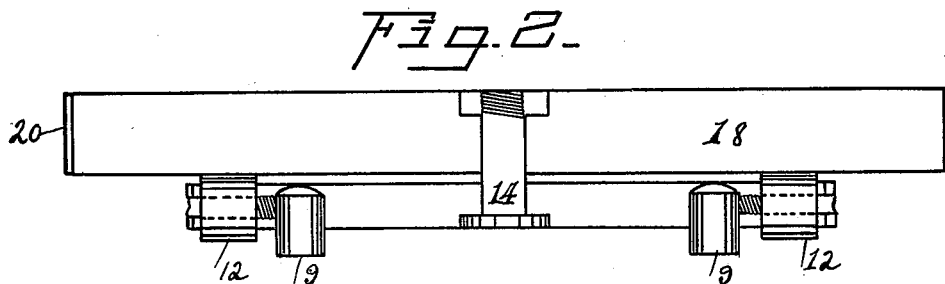
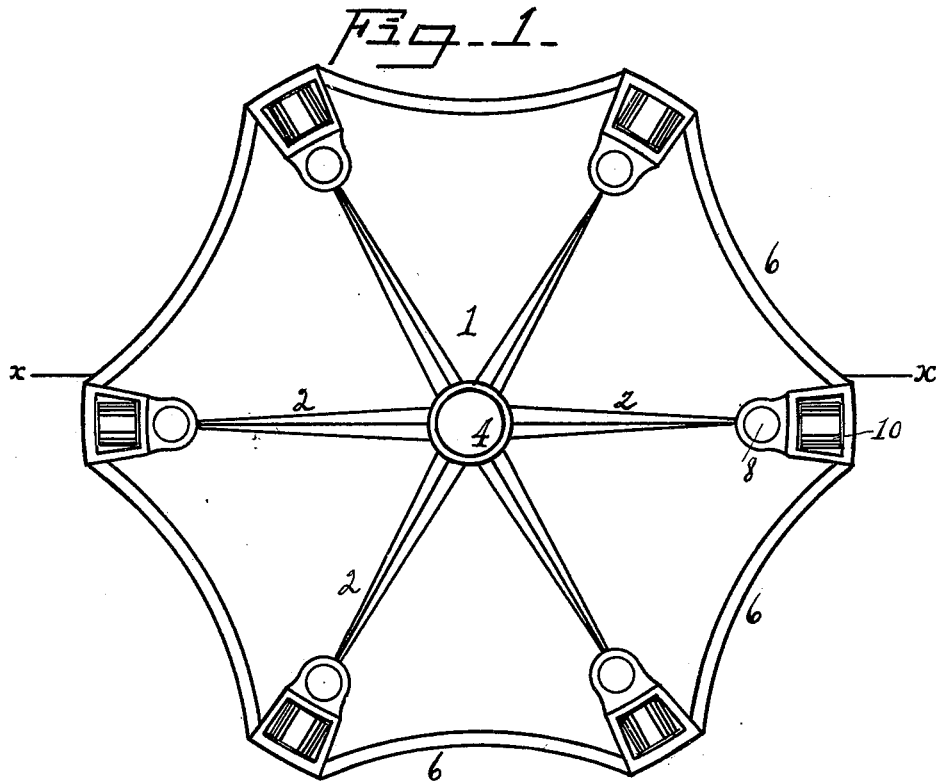
Patented Mar. 27, 1900.

G. P. ROSE, JR.
DESK FOR HOTEL REGISTERS.

(Application filed June 3, 1899.)

(No Model.)

3 Sheets—Sheet 1



Witnesses
J. Kelly
J. H. Lane

Inventor
George P. Rose Jr.
By his Attorney
M. M. Gady

No. 645,975.

Patented Mar. 27, 1900.

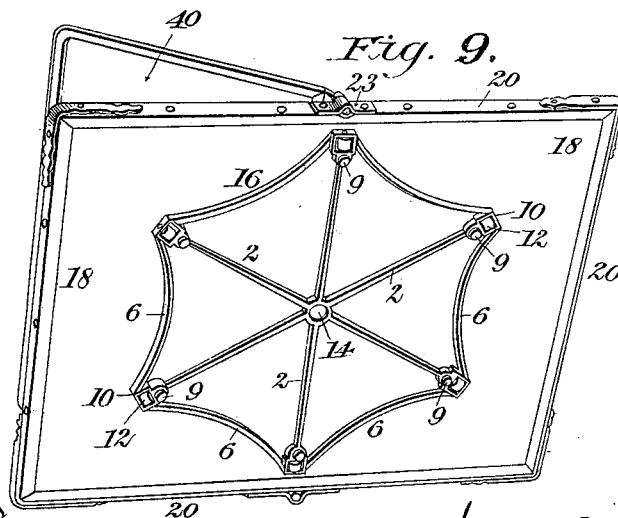
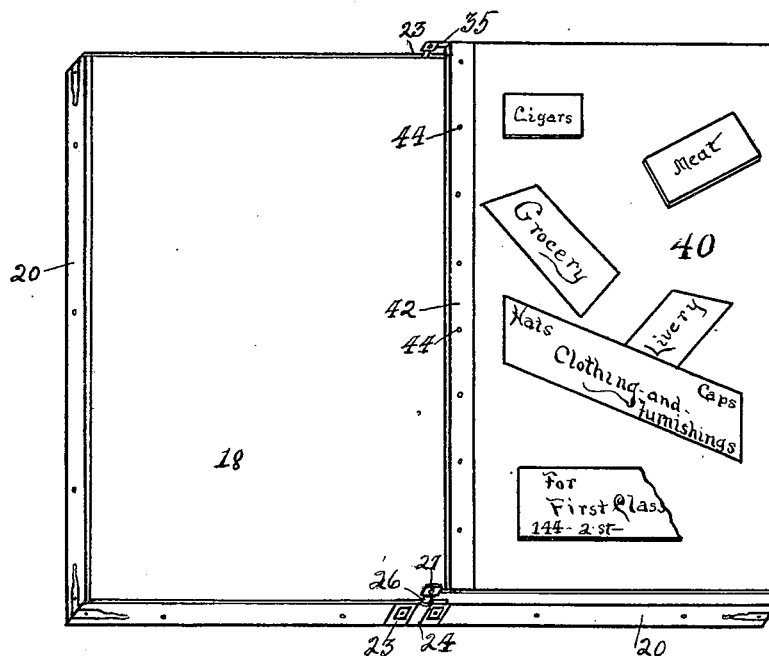
G. P. ROSE, JR.
DESK FOR HOTEL REGISTERS.

(Application filed June 3, 1899.)

(No Model.)

3 Sheets—Sheet 2.

Fig. 3.



Witnesses
J. P. Lady
J. A. Lane

Inventor
George P. Rose Jr.
By his Attorney
M. M. Cady

No. 645,975.

Patented Mar. 27, 1900.

G. P. ROSE, JR.
DESK FOR HOTEL REGISTERS.

(Application filed June 8, 1899.)

(No Model.)

3 Sheets—Sheet 3.

Fig. 4.

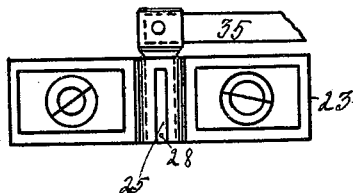


Fig. 5.

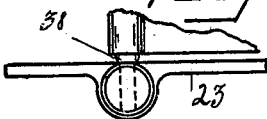


Fig. 6.

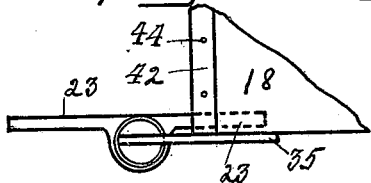


Fig. 7.

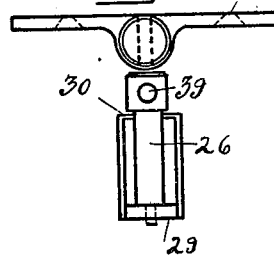
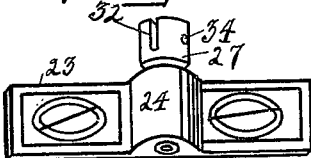


Fig. 8.



Witnesses
J. Kelly
J. B. Lane

Inventor
George P. Rose, Jr.
By his Attorney
M. M. Cady

UNITED STATES PATENT OFFICE.

GEORGE P. ROSE, JR., OF DUBUQUE, IOWA.

DESK FOR HOTEL-REGISTERS.

SPECIFICATION forming part of Letters Patent No. 645,975, dated March 27, 1900.

Application filed June 3, 1899. Serial No. 719,325. (No model.)

To all whom it may concern:

Be it known that I, GEORGE P. ROSE, Jr., a citizen of the United States, residing at Dubuque, in the county of Dubuque and State of Iowa, have invented certain new and useful Improvements in Desks for Hotel-Registers; and I do hereby declare the following to be a full, clear, and exact description of the invention, such as will enable others skilled in the art to which it appertains to make and use the same.

In the use of desks for hotel-registers, such as those having show-cases made of glass thereon in which advertising matter is placed, great difficulty is experienced on account of the breakage of the glass forming the show-case. Another difficulty is found in preventing the desk and turn-table on which the desk revolves from wobbling, turning, and becoming unstable when a party is registering in the register upon the desk. Still further difficulty is experienced from the fact that the desk sets upon the turn-table too high from the counter upon which the register-desk is used.

To obviate these difficulties, to add new features, and to generally improve these desks in order that they may be used to a better advantage are the objects of my invention.

The manner in which I accomplish the various results will be definitely shown and illustrated in the following specification when taken in connection with the accompanying drawings, which form a part thereof.

Figure 1 is a view from the under side of the turn-table. Fig. 2 is a cross-section of the desk and an end view of the turn-table through line X X. Fig. 3 is a perspective of the desk and advertising-board thereon. Figs. 4, 5, 6, 7, and 8 are views of the different parts for attaching the advertising-board to the desk. Fig. 9 is a view taken from the under side of the desk, showing the under side of the turn-table, the desk, and a corner of the advertising-board.

Like numerals of reference indicate the corresponding parts in all of the figures.

Referring to the drawings, 1 represents the turn-table, which is preferably made of metal, having branching arms 2 extending from the center or hub 4 outward, and the ends of the arms are connected together by iron stays 6.

Near the end of each arm on the under side is a socket 8, in which is set a rubber foot 9, projecting downward a short distance out of the socket 8. On these feet 9 rests the turn-table. The outer ends of each arm 2 are formed into a rectangle 10, in which is pivoted a roller 12, preferably of rubber. In the hub 4 of the turn-table is set a pivot-pin 14, which is securely fastened into the desk and revolves with the desk in the hub of the turn-table. By constructing the turn-table in this manner, with the arms extending nearly to the outer edge of the desk thereon and with the turn-table resting upon the feet 9 and the outer edge of the desk upon the rollers 12, journaled within the extreme ends of the arms of the turn-table, there will be no wobbling or unsteadiness of the desk when a party is leaning thereon to register and the desk will be only slightly raised above the counter on which the whole rests.

In the turn-table 1 is pivoted a desk 18 by the pivot-pin 14. This desk rests and revolves upon the wheels 12 in the turn-table and consists in a board preferably covered with cloth and surrounded by strips of molding 20 with ornamental corners.

For the purpose of attaching the advertising-board, hereinafter to be described, to the desk 18 a plate 23 is secured to the opposite sides of the desk near the center. This plate 23 is formed into a loop 24 at its center, and in said loop is inserted a pivot-pin 26, having the head 27 and shoulder 29. Within the loop 24 is a shoulder 30, which limits the upward movement of the pin 26 by the shoulder 29 coming in contact with the shoulder 30, and its downward movement is limited by the head 27 engaging with the top of the loop 24. Another mode of limiting the upward movement of the pin 26 is shown in Fig. 4 and consists in cutting a slot 25 in the back of the loop 24 and attaching to the pin 26 a lug 28, which engages with the upper wall of the slot when the pin is raised. In the head 27 is a slot 32, and a pin 34 passes through the head at right angles to said slot. A strip of metal 35 is pivoted in the slot 32 by the pivot-pin 34 and is attached to each end of the advertising-board. Another mode of fastening this advertising-board is by attaching to the edge of the board pins 38, which pass through the

holes 39 of the pin 26 and pivots the board to said pin.

The advertising-board 40 may be a plain wood board, sheet metal, celluloid, or other non-breakable material. Along one side is fastened a strip of grooved metal 42, in which the edge of the board 40 is inserted and securely fastened by the rivets 44. Upon this board 40 may be placed advertising-cards, either individually or all of them printed upon a single sheet, and the cards or sheets glued securely to the advertising-board 40. It will be observed by this mode of constructing the advertising-board and manner of attaching it to the desk that all glass will be done away with and the board made very light and not subject to breakage and the cards thereon can readily be replaced. Also the board will adapt itself to registers of different thicknesses by the pin 26 sliding up and down in the loop 24.

Having now described my invention, what I claim, and desire to secure by Letters Patent, is—

1. A desk for hotel-registers consisting of a turn-table provided with a hub in the center, arms branching outward from said hub, sockets in said arms, feet secured in the sockets and projecting slightly below the arm, wheels pivoted within the outer ends of the arms, a desk pivoted in the hub of the turn-table, and adapted to turn upon the wheels in the arms of said turn-table, and an advertising-board adjustably pivoted to said desk, as and for the purposes shown.

2. A desk for hotel-registers consisting of a turn-table provided with branching arms, having sockets in the outer parts of said arms, feet secured in said sockets, wheels secured within the outer ends of said arms, a desk

pivoted to said turn-table, a grooved bar attached to the desk by an adjustable pivot at the opposite ends of said desk, and a board secured in said bar, all combined as and for the purposes shown.

3. A desk for hotel-registers consisting of a turn-table, a desk pivoted upon said turn-table, an advertising-board, and means for adjustably pivoting said board to the desk, consisting of a plate attached to the desk, a pin loosely pivoted in, and adapted to vertical adjustment within the plate, and a strap attached to said board and pivoted to said pin, all combined as and for the purposes shown.

4. A desk for hotel-registers consisting of a turn-table provided with branching arms, sockets in the outer ends of said arms, feet secured in said sockets, wheels pivoted within the outer ends of said arms, a desk pivoted upon said turn-table, an advertising-board, and means for pivoting said board to the desk, consisting of a plate 23, attached to the desk, a pin loosely pivoted in, and adapted to vertical adjustment within the plate, and a strap attached to said board, and pivoted to said pin, all combined as and for the purposes shown.

5. A desk for hotel-registers consisting of a turn-table 1, a desk pivoted to said turn-table, and an advertising-board having a bar 42 and a board 40 secured in said bar, and adjustably pivoted to said desk, by the plate 23, pin 26 and straps 35, all combined to operate, as and for the purposes shown.

In testimony whereof I affix my signature in the presence of two witnesses.

GEORGE P. ROSE, JR.

Witnesses:

M. M. CADY,
J. B. LANE.