

No. 646,130.

Patented Mar. 27. 1900.

J. SCHIFFENEDER.

MATCH BOX.

(Application filed Nov. 18, 1899.)

(No Model.)

FIG. 1.

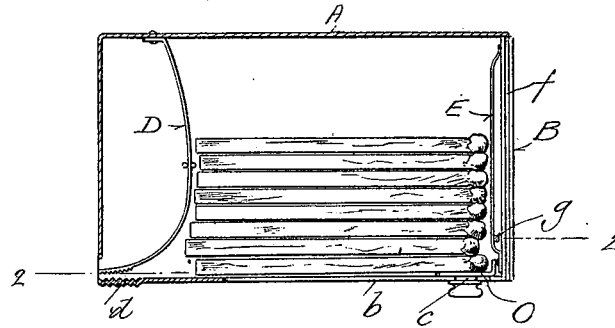


FIG. 2.

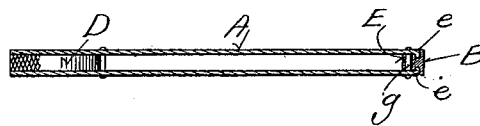


FIG. 3.


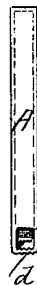


FIG. 4.



WITNESSES

C. W. Louny

H. E. Oliphant

INVENTOR

Joseph Schiffeneder

H. G. Underwood

ATTORNEY

UNITED STATES PATENT OFFICE.

JOSEPH SCHIFFENEDER, OF SHEBOYGAN, WISCONSIN.

MATCH-BOX.

SPECIFICATION forming part of Letters Patent No. 646,130, dated March 27, 1900.

Application filed November 18, 1899. Serial No. 737,411. (No model.)

To all whom it may concern:

Be it known that I, JOSEPH SCHIFFENEDER, a citizen of the United States, and a resident of Sheboygan, in the county of Sheboygan and State of Wisconsin, have invented certain new and useful Improvements in Match-Boxes; and I do hereby declare that the following is a full, clear, and exact description thereof.

My invention has for its object to provide a simple economical match-box from which the contents may be drawn one at a time and automatically ignited incidental to the drawing operation, said invention consisting in certain peculiarities of construction and combination of parts hereinafter particularly set forth with reference to the accompanying drawings and subsequently claimed.

Figure 1 of the drawings illustrates a sectional elevation of my improved match-box; Fig. 2, a section of the same, indicated by lines 2-2 in the preceding figure; Fig. 3, a lower edge view of the box, and Fig. 4 a front edge view of said box.

Referring by letter to the drawings, A indicates a rectangular shallow box that is preferably made from sheet metal and has one end closed by a slide-cover B, one longitudinal narrow side of the box being provided with a slot *b*, constituting a guide for the handle-shank *c* of a slide C, that plays within said box, this slide being a plate upturned at one end. The end of the box farthest from the cover is open at the lower corner, and adjacent to this opening the surface of said box forward of the slot *b* therein is milled or otherwise roughened to form an igniting-surface for the matches.

Secured within the box is a curved spring-plate D, the free lower end of which is approximately parallel to the igniting-surface *d* of said box, this end of the spring being also roughened to constitute an igniting-surface opposite to the one aforesaid, as herein shown.

The cover end of the box is provided with parallel flanges *e*, engaging grooves *f* in the cover B to form guides for the same, and pre-

erably a spring-metal strap E is made fast at its ends to the inner side of said cover. A stay-pin *g* connects the sides of the box and is arranged between cover B and strap E as a stop to prevent said cover from being disconnected from said box.

Matches are arranged in the box with their heads toward the cover, as shown in Fig. 1, and successively fall into position to come in the path of the upturned end of slide C when the latter is pushed back the full limit, the strap E, in connection with said cover, aiding to keep the matches in proper position to feed toward said slide. The slide being moved forward from normal position, a match is thereby pushed part way out of the box at the open lower corner between the spring-plate D and adjacent surface of said box, said spring-plate being in forcible contact with said match to cause friction of its head on the igniting-surface. Now if the match be pulled clear of the box the contact of its head with the roughened surface will cause ignition as it clears said box.

Having thus described my invention, what I claim as new, and desire to secure by Letters Patent, is—

A match-box having an outlet at one end and an igniting-surface adjacent to the outlet, a cover for the otherwise-open opposite end of the box provided with grooves engaged by guide-flanges on said box, a strap connected at its ends to the inner side of the cover, a stay-pin arranged to come between the strap and said cover as a stop to prevent disconnection of box and cover, a match-pusher, and a spring arranged to resist withdrawal of a match through said outlet.

In testimony that I claim the foregoing I have hereunto set my hand, at Sheboygan, in the county of Sheboygan and State of Wisconsin, in the presence of two witnesses.

JOSEPH SCHIFFENEDER.

Witnesses:

A. C. PRESCOTT,
THEO. BEUFLEY.