

No. 646,366.

Patented Mar. 27, 1900.

W. F. DURST.
CURTAIN RING.

(Application filed Aug. 30, 1899.)

(No Model.)

Fig. 1.

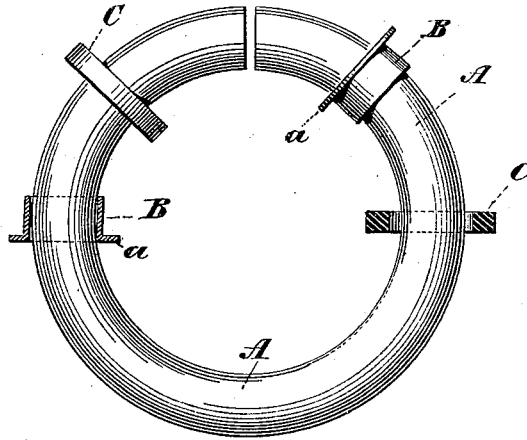


Fig. 2.

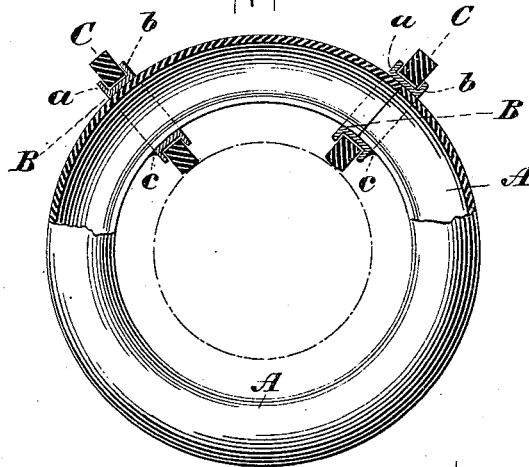


Fig. 3.

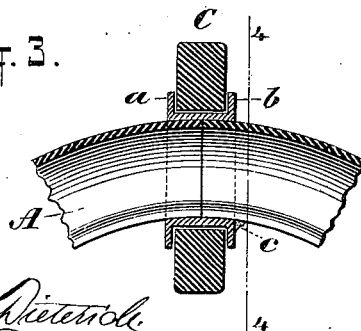
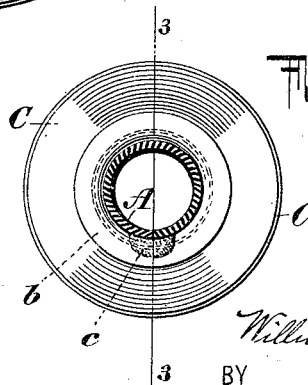


Fig. 4.



WITNESSES:

Gustav Kietzsch
Charles E. Smith

INVENTOR

William F. Durst

BY

Brisson & Knauth
ATTORNEYS

UNITED STATES PATENT OFFICE.

WILLIAM F. DURST, OF NEW YORK, N. Y.

CURTAIN-RING.

SPECIFICATION forming part of Letters Patent No. 646,366, dated March 27, 1900.

Application filed August 30, 1899. Serial No. 723,954. (No model.)

To all whom it may concern:

Be it known that I, WILLIAM F. DURST, a citizen of the United States of America, residing at 845 Willoughby avenue, in the city of New York, borough of Brooklyn, county of Kings, State of New York, have invented certain new and useful Improvements in Curtain-Rings, of which the following is a specification.

My invention relates to curtain-rings having antifriction-rollers; and the object of said invention is to provide a simple, strong, and efficient curtain-ring of the character described which can be readily and cheaply constructed.

In the accompanying drawings, Figure 1 illustrates a side view of the separate parts which comprise a curtain-ring embodying my invention before said parts are assembled.

Fig. 2 is a side view, partly in section, of a completed curtain-ring embodying my invention. Fig. 3 is an enlarged detail fragmentary sectional view of a portion of the same, the view being taken on the line 3 3 of Fig. 4. Fig. 4 is a transverse sectional view of the same, taken on the line 4 4 of Fig. 3.

In order that a better understanding of my construction may be arrived at, I will first describe the manner in which the ring is constructed.

A suitable split curtain-ring proper, A, is provided, and upon this ring is placed a plurality of endless roller-bearing sleeves B, the internal diameter of which is substantially that of the thickness of the curtain-ring proper. Each of these endless roller-bearing sleeves is provided with a flange *a*. After the roller-bearing sleeves have been placed upon the ring the endless rollers C are placed thereon, and after they are brought into place upon their sleeves the straight edge of each sleeve is turned up, as indicated at *b* in Fig. 2 of the drawings, so that the roller of each sleeve is retained thereon against lateral movement, but is permitted to rotate upon the sleeve, as will be understood. The sleeves are then moved to the proper position upon the ring, as indicated in Fig. 2 of the drawings, and are secured in place by means of solder or otherwise, as indicated at *c*. One of the sleeves should be placed over the split

portion of the ring, so as to cover the joint, as indicated in Figs. 2 and 3 of the drawings, and to present an apparently-endless ring. When the parts have been secured in this manner, the ring is ready for use and the rollers *c* will be adapted to bear upon the curtain-pole with which they coöperate, as indicated in dotted lines in Fig. 2 of the drawings.

It will be observed that by my invention I am enabled to make the roller-bearing sleeves and the rollers endless and to provide a strong and efficient curtain-ring the parts of which can be rapidly assembled and which can be made at little cost.

While I have referred throughout to the use of a "plurality" of rollers on each ring, it may be found desirable to employ only a single roller on each ring.

Having described my invention, what I desire to secure by Letters Patent is—

1. A curtain-ring comprising a split ring proper, endless shouldered roller-bearing sleeves secured on the said ring and through which the ring passes, and a roller secured against lateral movement between the shoulders on each of said sleeves.

2. A curtain-ring comprising a split ring proper, endless shouldered roller-bearing sleeves secured on said ring and through which the ring passes, one of said sleeves being secured over the joint of the ring and an endless roller secured against lateral movement between the shoulders on each of said sleeves.

3. A curtain-ring comprising a split ring proper, endless roller-bearing sleeves each with an internal diameter corresponding substantially to the thickness of the ring and having upturned shoulders on each side of said sleeve and through which sleeves the ring passes, one of said sleeves being secured on said ring and over the joint thereof and an endless roller secured against lateral movement between the shoulders on each of said sleeves.

WILLIAM F. DURST.

Witnesses:

CHARLES E. SMITH,
MAURICE BLOCK.