

No. 646,456.

Patented Apr. 3, 1900.

C. S. NORTON & C. E. TAYLOR.

DOOR FASTENER.

(Application filed Oct. 20, 1899.)

(No Model.)

Fig. 1.

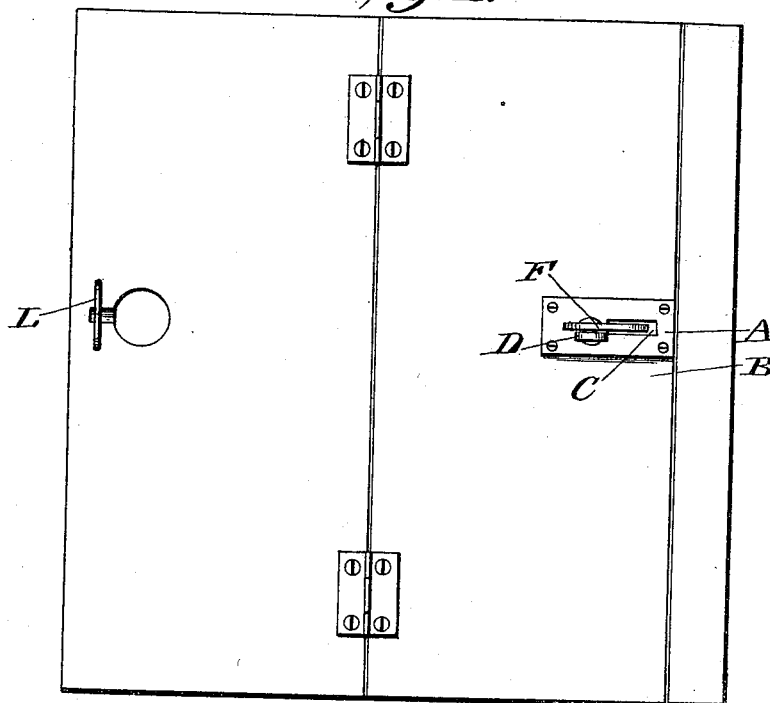


Fig. 2.

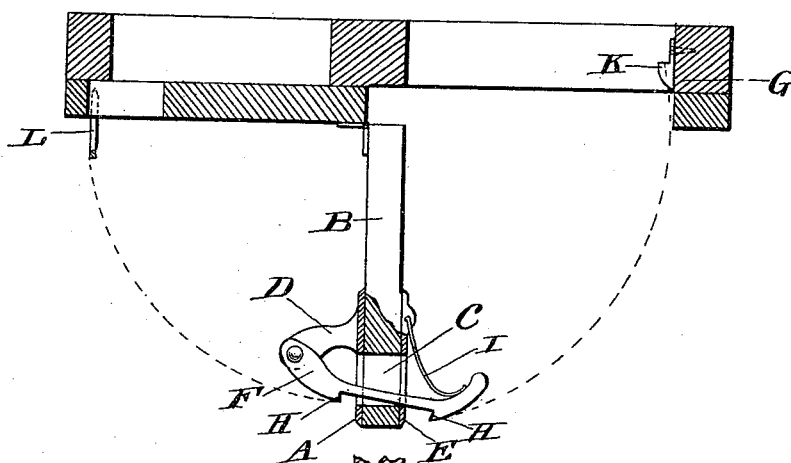
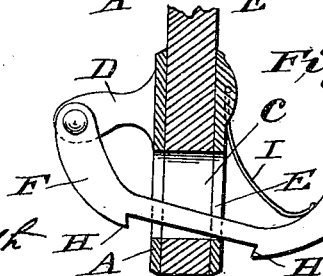


Fig. 3.



Witnesses
Jos. H. Blackwood

Hartwell P. Heath

Inventors
Charles S. Norton
Charles E. Taylor
by A. A. Conrick
Attorney

UNITED STATES PATENT OFFICE.

CHARLES S. NORTON AND CHARLES E. TAYLOR, OF NORTONVILLE, ILLINOIS.

DOOR-FASTENER.

SPECIFICATION forming part of Letters Patent No. 646,456, dated April 3, 1900.

Application filed October 20, 1899. Serial No. 734,254. (No model.)

To all whom it may concern:

Be it known that we, CHARLES S. NORTON and CHARLES E. TAYLOR, citizens of the United States, and residents of Nortonville, in the county of Morgan and State of Illinois, have invented certain new and useful Improvements in Door-Fasteners, of which the following is a specification.

Our invention relates to door-fasteners, and has for its object to provide a fastener which will hold the door whether open or shut. This object we accomplish in the manner and by the means hereinafter more fully described in detail, and particularly pointed out in the claims, reference being had to the accompanying drawings, in which like reference-letters indicate like parts in all the views.

Figure 1 is a front view of a shut door with our invention in place. Fig. 2 is a plan view of our invention in place with door half open and partly broken away. Fig. 3 is a detail view of our invention.

Our invention consists of a plate A, adapted to be secured to the side of a door B toward which it opens. The plate A is provided with a longitudinal slot C and in rear of the slot C with an outwardly-extending arm D. A complementary plate E is provided for the other side of the door B. A latch F has one end pivotally secured to the outer end of the arm D, passes through the slot C, a like slot in the door B, and the complementary slot in the plate E, and has its side toward the door-jamb G convex. The latch F is provided with a recessed middle portion, which terminates in a shoulder H at each end, and with a cam-surface which extends from said shoulder to each end thereof. Attached to the plate E and pressing the latch F toward the door-jamb G is a spring I. Secured on the door-jamb G is a catch K, which engages the shoulder H nearest the free end of the latch F when the door B is shut. Attached to the wall against which the door opens at a suitable distance is

a catch L, adapted to engage the other shoulder H when the door B is opened.

The operation of our invention is as follows: A hole being cut in the door B, the plate A is secured on one side, the latch F passing through the door B, and the plate E is slipped over the latch F, the spring I bearing against the latch F, and secured to the door B. The catches K and L are fixed in place, and when the door B is closed the latch F engages catch K and when the door B is thrown open engages catch L.

Having thus described our invention, what we claim as new, and desire to secure by Letters Patent, is—

1. In a door-fastener, a bracket, a spring-controlled latch pivoted thereon, said latch provided with a recessed middle portion terminating in a shoulder at each end, and a cam-surface extending from said shoulder to each end of the latch, substantially as shown and described.

2. In a door-fastener, a door provided with a bracket, a spring-controlled latch pivoted thereon and extending through a slot in the door, said latch provided with a recessed middle portion terminating in a shoulder at each end, and a cam-surface extending from said shoulder to each end of the latch, and means adapted to be engaged by said shoulder to hold the door in an open or closed position, substantially as shown and described.

In testimony whereof we hereunto affix our signatures in the presence of witnesses.

CHARLES S. NORTON.

CHARLES E. TAYLOR.

Witnesses as to Charles S. Norton's signature:

GLENN JOHNSON,

CHARLES R. MORRISON.

Witnesses as to Charles E. Taylor's signature:

H. D. COOPER,

GEORGE L. MERRILL.