

No. 646,512.

F. VOGEL.
WARDROBE.

Patented Apr. 3, 1900.

(Application filed Aug. 15, 1898. Renewed Feb. 17, 1900.)

(No Model.)

2 Sheets—Sheet 1.

FIG. 2.

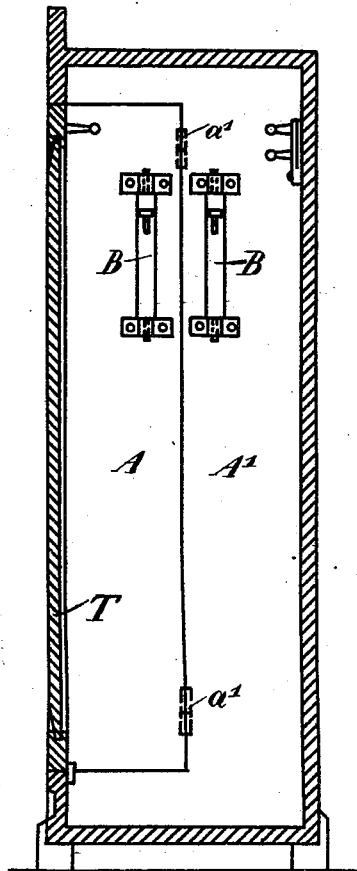


FIG. 1.

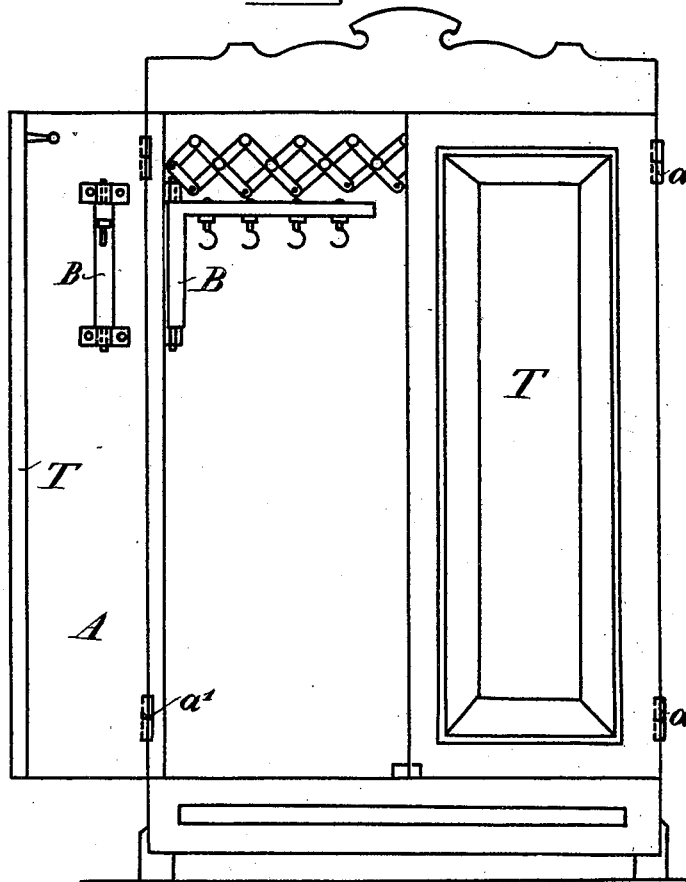
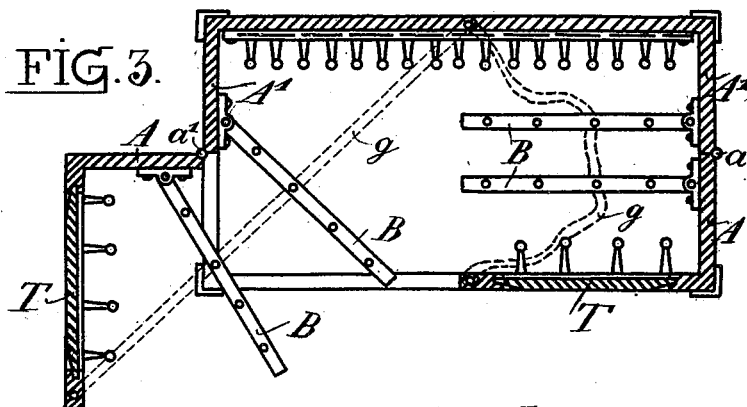


FIG. 3.



Witnesses:

Hugo Böhm.
Johann Meisinger.

Inventor:

Fritz Vogel.
by: Gustav Hopmann
Att'y.

No. 646,512.

Patented Apr. 3, 1900.

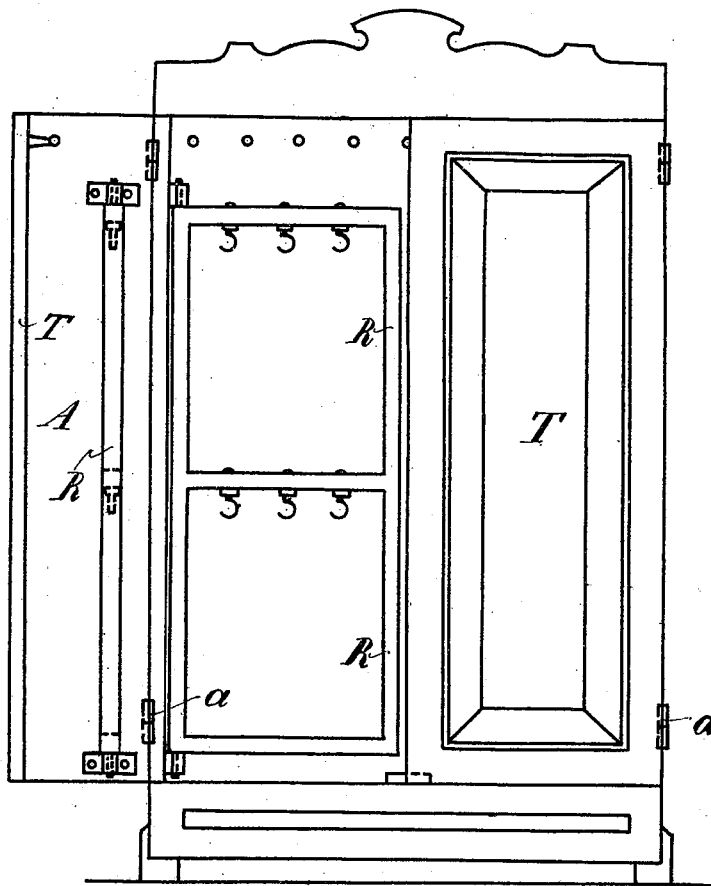
F. VOGEL.
WARDROBE.

(Application filed Aug. 15, 1898. Renewed Feb. 17, 1900.)

(No Model.)

2 Sheets—Sheet 2.

FIG. 4.



Witnesses:

Hugo Bohme.

Robert Winkler

Inventor:

Fritz Vogel

by: Eulace H. Shuman

Att'y.

UNITED STATES PATENT OFFICE.

FRITZ VOGEL, OF DUSSELDORF, GERMANY.

WARDROBE.

SPECIFICATION forming part of Letters Patent No. 646,512, dated April 3, 1900.

Application filed August 15, 1898. Renewed February 17, 1900. Serial No. 5,651. (No model.)

To all whom it may concern:

Be it known that I, FRITZ VOGEL, a subject of the Emperor of Germany, residing at Dusseldorf, Empire of Germany, have invented
5 a certain new and useful Improved Wardrobe, of which the following is a full, clear, and exact description.

The present invention relates to improvements in wardrobes, by means of which the
10 same are rendered more easily accessible.

In order to render the present specification more easily intelligible, reference is had to the accompanying drawings, in which similar letters of reference denote similar parts
15 throughout the several views.

Figure 1 is a front elevation of the wardrobe with one door open; Fig. 2, a vertical cross-section; Fig. 3, a plan with the top removed, and Fig. 4 a front elevation showing
20 a modified form of garment-suspending means.

The doors T, of which there may be one or two, are fixed to a movable part A of the side walls of the wardrobe, as will be seen from Fig. 3, said movable part of the side walls
25 being hinged at a to the fixed part. A swinging bracket B is fixed to the inside of the door on the part A, and a similar bracket may be hinged to the fixed part A' of the side walls. The brackets are provided with hooks,
30 as shown, and, if desired, the whole of the swinging parts may be connected up by means

of a band, as shown at g in dotted lines in Fig. 3. Pegs may also be provided inside the part T of the doors. Instead of the brackets B frames R may be hinged to the inside of
35 the doors, as shown at Fig. 4, said frames being provided with hooks on which the garments may be hung.

I claim as my invention—

In a wardrobe, the combination of vertically-divided side walls having the front half
40 hinged to the stationary rear half, a divided front wall, having each half rigidly fixed to its corresponding movable half of the side walls, a horizontal inwardly-extending arm
45 with clothes-pegs hinged to the interior of each of the movable and stationary halves of the side walls and a row of inwardly-extending pegs or hooks at the upper part of each half of the divided front wall, and bands or
50 cords g g to connect the arms and front-wall parts to the back of the wardrobe to determine the position of the said arms and walls, when the wardrobe is thrown open, substantially as described.

In witness whereof I have hereunto set my
55 hand in presence of two witnesses.

FRITZ VOGEL.

Witnesses:

HEINRICH LAUSE,
JOH. BUKER.