

No. 646,654.

Patented Apr. 3, 1900.

W. BLEAKLEY & T. JENNINGS.
HOLDER FOR MAGAZINES, &c.

(Application filed May 23, 1899.)

(No Model.)

FIG. 1.

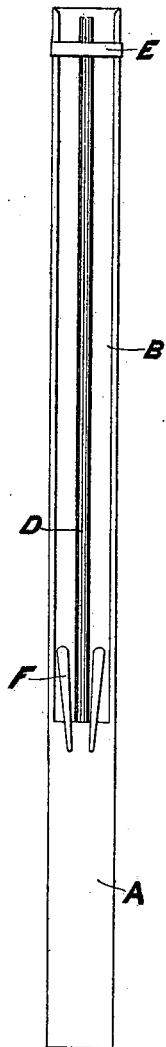


FIG. 2.

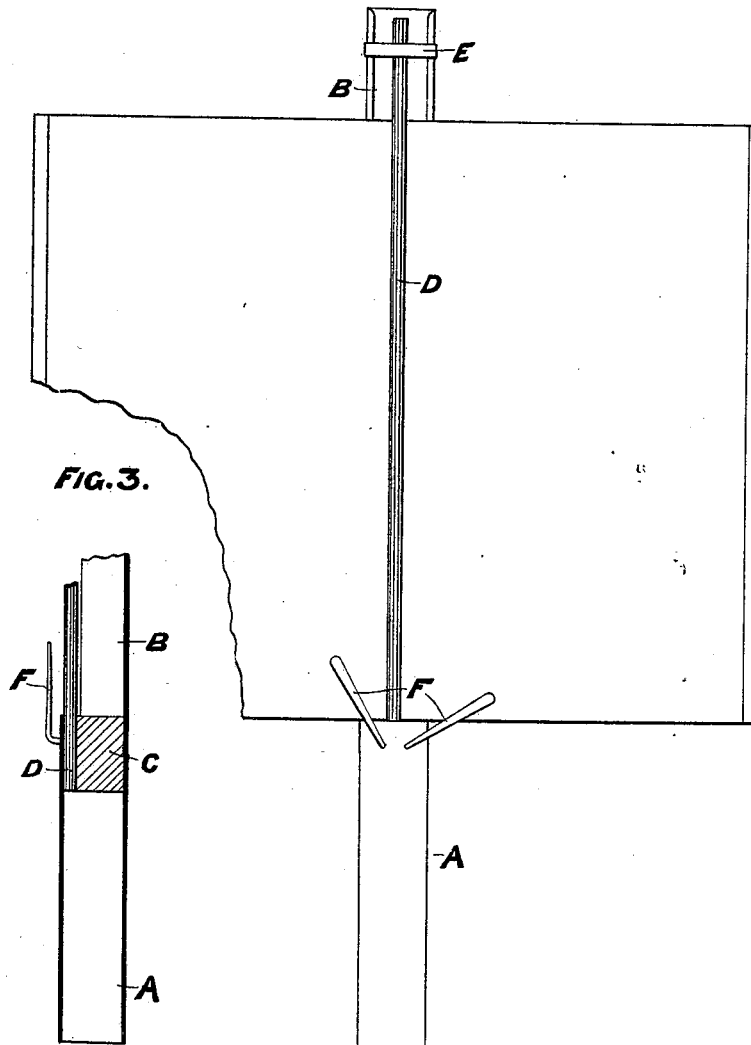


FIG. 3.

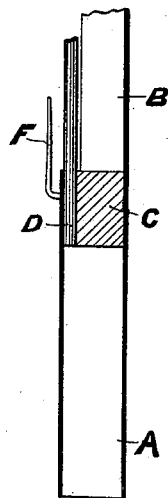
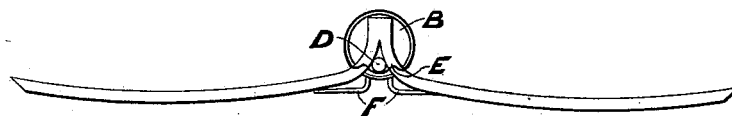


FIG. 4.

Witnesses
Chas. H. Smith
J. Staib.

FIG. 5.



Inventors
William Bleakley
Thomas Jennings
Per J. W. Terrell & Son attys.

UNITED STATES PATENT OFFICE.

WILLIAM BLEAKLEY, OF LEEDS, AND THOMAS JENNINGS, OF BRIDLINGTON,
ENGLAND.

HOLDER FOR MAGAZINES, &c.

SPECIFICATION forming part of Letters Patent No. 646,654, dated April 3, 1900.

Application filed May 23, 1899. Serial No. 717,883. (No model.)

To all whom it may concern:

Be it known that we, WILLIAM BLEAKLEY, a resident of Leeds, and THOMAS JENNINGS, a resident of Bridlington Quay, in the county of York, England, subjects of the Queen of Great Britain and Ireland, have invented a certain new and useful Improved Holder for Magazines and Like Publications, (for which we have made application for a patent in Great Britain, No. 22,328, bearing date October 24, 1898,) of which the following is a specification.

The object of our invention is to produce a holder for receiving magazines and similar publications, which holder is adapted to be conveniently held in the hand for reading with the pages of the publication held open at any desired place.

Referring to the drawings, Figures 1 and 2 are respectively a front elevation and a plan of a holder constructed according to our invention, and Fig. 3 is a longitudinal section of the same at the lower end of the tubular handle. Figs. 4 and 5 are respectively a front elevation and a plan showing the holder with a magazine in place for use.

According to our invention the main portion of the holder comprises a cylindrical tubular handle or end A and an integral circular portion B, forming an extension thereof, and reduced in sectional area in relation to the end A and having an open longitudinal concave or recess to receive the back or bound edge of a magazine or other publication.

Within the upper portion of the end A and at the beginning of the open circular portion B is a plug C, of wood or other suitable material, secured in place and having an opening in the forward portion, in which is received and secured one end of a rod D, extending longitudinally of the portion B.

The upper end of the rod D is free, so that when it is desired to insert a magazine in the

holder the magazine is opened out at or about the center page, and the back of the same is placed in the open end of the portion B, with the end of the rod D between the pages, and the same is then slipped lengthwise into the open circular portion B, with the rod D between the pages, and the back or binding of the magazine resting entirely within the recess or concave portion B. A ring or clamp E is then slipped over the ends of the portion B and rod D, as seen at Figs. 4 and 5, to connect the free end of the rod D to the outer end of the concave portion B and securely hold the magazine in and to the holder.

The parts of the magazine or publication are held open by pivoted fingers F, screwed or otherwise secured to and through the handle A and into the plug C. These fingers are in their normal position in Fig. 1 and are turned down when the magazine is put in place and are then turned back over the pages of the magazine to hold the same open at any desired place.

This device is light and efficient, and it can be readily handled and carried about and occupies very little space, and the holder is very strong and durable.

We claim as our invention—

A holder for magazines and similar publications, consisting of a handle portion A, a concave portion B forming an extension thereof, a plug C in the portion A and a rod D secured therein, a holding-ring E, and pivoted fingers F for holding down the leaves, substantially as set forth.

In witness whereof we have hereunto set our hands in presence of two witnesses.

WILLIAM BLEAKLEY.
THOMAS JENNINGS.

Witnesses:

GRIFFITH BREWER,
JOHN JOWETT.