

No. 646,806.

Patented Apr. 3, 1900.

S. COOMBS.
DOOR CHECK.

(Application filed Jan. 30, 1900.)

(No Model.)

Fig. 1.

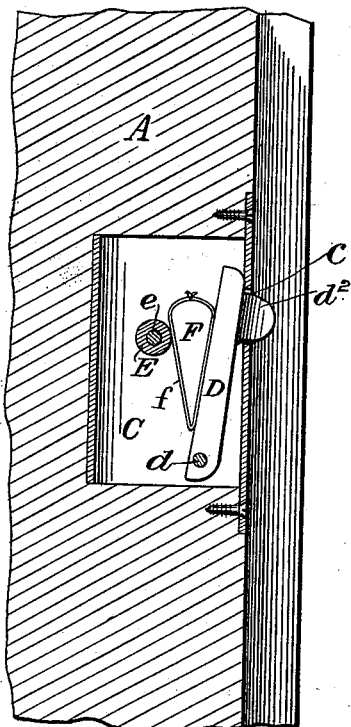


Fig. 2.

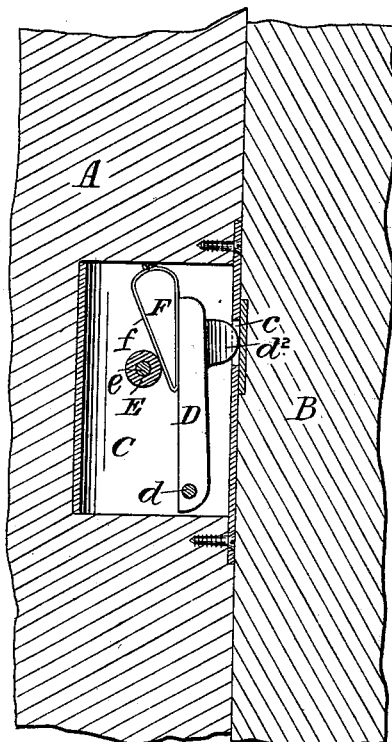
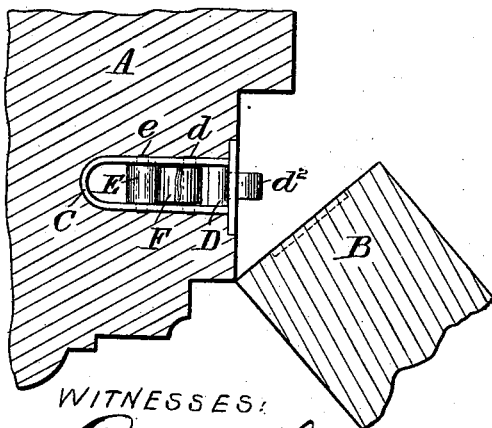


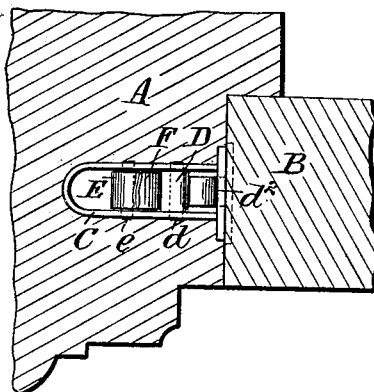
Fig. 3.



WITNESSES:

P. A. Wright.
S. C. Connor

Fig. 4.



INVENTOR

SAMUEL COOMBS

By *Howson and Howson*
HIS ATTORNEYS.

UNITED STATES PATENT OFFICE.

SAMUEL COOMBS, OF LONDON, ENGLAND.

DOOR-CHECK.

SPECIFICATION forming part of Letters Patent No. 646,806, dated April 3, 1900.

Application filed January 30, 1900. Serial No. 3,304. (No model.)

To all whom it may concern:

Be it known that I, SAMUEL COOMBS, joiner, a subject of the Queen of Great Britain and Ireland, and a resident of 89 Denmark street, 5 Camberwell, London, in the county of Surrey, England, have invented a new and useful Improved Door-Check, (for which I have applied for a patent in Great Britain, No. 6,782, dated March 29, 1899,) which invention is fully set 10 forth in the following specification.

The door-check which constitutes my invention is intended for the purpose of preventing doors slamming in closing and can be used in combination with any suitable spring 15 or spring-hinge for closing the door. The said door-check is fitted into a mortise made either in the hanging style of the door or in the corresponding post or jamb of the door-frame.

20 I will describe the door-check made in accordance with my invention with reference to the accompanying drawings.

Figure 1 shows in vertical section the case containing the mechanism of the check applied to the post or jamb of a door-frame with the parts in the position they assume when the door is open. Fig. 2 is a similar view, but with the parts in the position they assume when the door is closed. Figs. 3 and 4 are 30 corresponding plans.

A is a part of the post or jamb of the door-frame, and B is part of the hanging style of the door. Any ordinary or suitable arrangement for effecting the closing of the door can 35 be used.

A casing C, which may be similar to that of a mortise-lock, is fitted with a lever D, centered on a fulcrum-pin d at its lower end, and having at its upper end a nose or push piece 40 d^2 , passing through an opening c in the face-plate of the casing C, and when the door is open projecting from the post or jamb A. Behind the lever D is fitted a roller or wheel E, turning on an axis e , and between the said

lever D and roller or wheel E is a wedge-shaped block F, which is preferably provided 45 with a covering of webbing or other suitable material f . The edge of the hanging style of the door in closing comes in contact with the nose or push piece d^2 of the lever D and moves 50 the said lever inward upon its center, so that it presses upon the wedge-shaped block F, causing it to rise between the lever D and the roller or wheel E, the friction caused by this action acting to retard the completing of the 55 closing of the door, so as to cause it to close quietly. Upon the door being opened the wedge-piece F descends and moves the lever D forward, so that the nose or push piece d^2 again projects from the opening in the face- 60 plate of the casing ready to be again acted upon by the edge of the hanging style of the door when it is again closed.

It is essential for the proper action of the device that the roller or rotatable wheel be 65 used for the wedge-piece to bear against, as only by this means will the wedge-piece be capable of being actuated as described.

Having now described and particularly ascertained the nature of my invention and in 70 what manner the same is to be performed, I declare that what I claim is—

In a door-check, the combination of a lever provided with a nose or push piece, projecting so as to be acted upon by the door before 75 it becomes fully closed, a roller or wheel, at the rear of the said lever, and a wedge-piece situated between the said lever and roller or wheel, and a support on which the operative parts are mounted, substantially as described. 80

In testimony whereof I have signed this specification in the presence of two subscribing witnesses.

SAMUEL COOMBS.

Witnesses:

JOHN DAVID BATSON,
HENRY DENIS HOSKINS.