


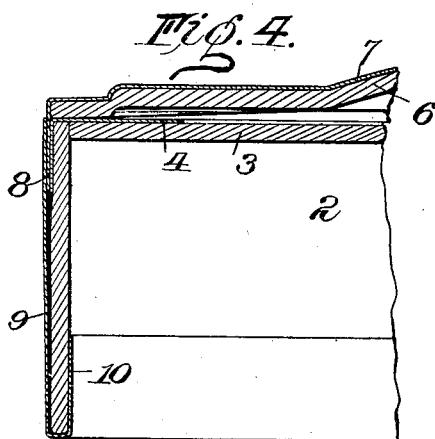
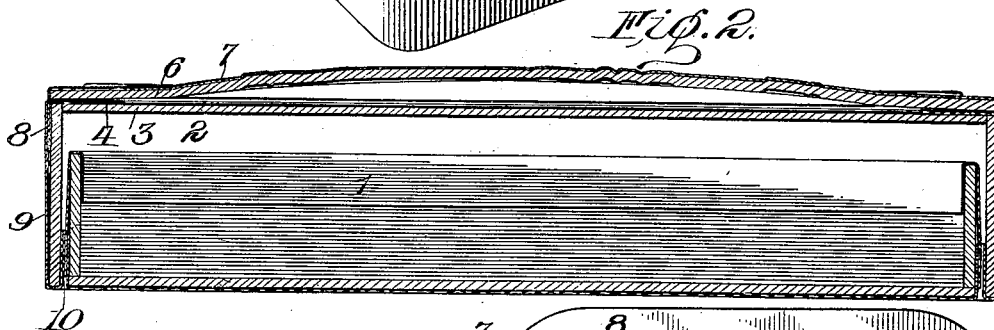
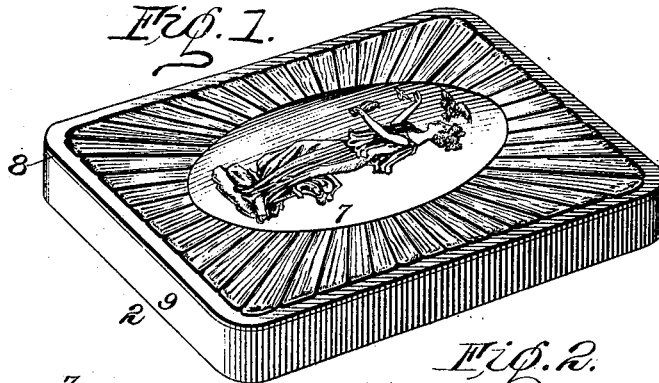
No. 646,852.

E. N. LORSCHIEDER.
PAPER BOX.

Patented Apr. 3, 1900.

(Application filed Jan. 2, 1900.)

(No Model.)



Witnesses:

Walter B. Payne.

Willard Rich

Fig. 3.

Inventor

Edward N. Lorscheider

Chancellor

by
his Attorneys.

UNITED STATES PATENT OFFICE.

EDWARD N. LORSCHIEDER, OF MOUNT VERNON, NEW YORK.

PAPER BOX.

SPECIFICATION forming part of Letters Patent No. 646,852, dated April 3, 1900.

Application filed January 2, 1900. Serial No. 104. (No model.)

To all whom it may concern:

Be it known that I, EDWARD N. LORSCHIEDER, of the city of Mount Vernon, in the county of Westchester and State of New York, have invented certain new and useful Improvements in Paper Boxes; and I do hereby declare the following to be a full, clear, and exact description of the same, reference being had to the accompanying drawings, forming a part of this specification, and to the reference-numerals marked thereon.

My present invention relates to paper boxes for perfumery, candy, or toilet or other articles and having ornamental embossed panels, and has for its object to provide a box or receptacle or cover therefor that shall be durable, strong, and easily and cheaply manufactured.

Heretofore in the manufacture of boxes or receptacles composed of sheet material—such as pasteboard or pulp or card board—and having embossed exteriors or panels it has been customary to form the box and tops or panels of plain cardboard, pasteboard, or similar material and then form the ornamental and embossed tops or panels of thin, finely-finished, and expensive paper, silk, or fabric which will take the printing colors employed to ornament the embossed portions and apply them to the box without any adequate support for such embossed portions, which latter will in a comparatively short time be pressed flat, thus destroying the ornamentation and will render the box unsightly. In carrying out my invention, however, I first print in colors upon the fine enameled paper, cloth, or silk (which forms the exterior cover of the box or panel) the design that is to be embossed, then secure this covering by means of paste or glue to a piece of cardboard, pasteboard, or other similar material that is slightly smaller than the outer covering-sheet, leaving a margin all around that is capable of attachment to the sides of the box or cover or the adjoining portions of the ornamental panel, then emboss the design printed upon the panel-piece and covering-sheet by suitable dies in any well-known manner, and, finally, secure the panel-piece to the box body or cover in any suitable way, as by paste or glue, the edges of the covering sheet or material being pasted or secured to the adjoining

ing parts and effectually covering the edges of the stiff embossed cardboard or pasteboard at the places where it contacts with the box top or body, all as will be more fully described hereinafter.

In the drawings, Figure 1 is a perspective view of a box having an embossed cover and constructed in accordance with my invention; Fig. 2, a longitudinal sectional view of the same; Fig. 3, a bottom plan view of the panel and covering-sheet; Fig. 4, an enlarged sectional view through one end of the box.

Similar reference-numerals indicate similar parts.

The box-body 1 (shown in the drawings) may be composed of pasteboard or other similar material and of any form desired, and the cover embodies the frame 2, preferably composed of a strip of pasteboard or cardboard, and a top piece 3, secured thereto in any suitable manner, such as by pasting to it the overlapping edge 4 of the frame-covering. The top or exterior panel is composed of an inner piece 6 of relatively-stiff cardboard, pasteboard, pulp-board, or similar material capable of being embossed and kept in shape, preferably of a size to fit upon the frame 2, and a covering-sheet 7, of paper, cloth, silk, or other finely-finished material, having a design printed upon its outer surface, preferably in colors, and embossed with the board 6 to bring a portion or all of said ornamental design into relief, as shown, and cause the covering-sheet 7 and stiffening-board 6 to be in intimate contact at all points, thus preventing any blistering or collapsing of the embossed ornamental portions. The covering-sheet 7 is larger than the stiffening-board 6, so that when the top panel is placed on the frame 2 the extended edges 8 may be smoothed down over the edges of the board 6 and the frame 2 and then these free edges covered, if desired, by the exterior frame-covering strip 9, extending around the outer side of the frame 2 and preferably also up around the lower edge thereof, as shown at 10, thus completing the box.

I find in practice that by making the covering-sheet larger than the interior stiffening board or piece 6 and by embossing the two at one operation I obtain absolute contact at all points between the fine covering material

and the coarser supporting-board 6, so that all of the beauty of the embossed design is obtained and at the same time the finish is improved, as there are no lines or raw edges visible between the expensive covering material and stiffening-support therefor.

Of course the invention could be applied to the side or bottom panels of boxes, if desired, and also the edges of the stiffening-piece could be beveled, rounded, or otherwise shaped.

I claim as my invention—

1. In a pasteboard-box cover or the like, the combination with a suitable frame, of an ornamental panel thereon composed of an inner stiffening piece or board, and an outer printed covering of sheet material secured thereon, both parts being embossed or shaped, and in intimate contact at all points, the edges of said covering material extending beyond the edges of the stiffening-board and secured to the frame.

2. In a pasteboard-box cover or the like, the combination with a suitable frame, of an ornamental panel thereon composed of an inner stiffening piece or board, and an outer printed covering of sheet material secured thereon, both parts being embossed or shaped and in intimate contact at all points, the edges of said covering material extending beyond the edges of the stiffening-board and secured to the frame, and a covering-strip for the frame lapping over the panel-covering sheet.

3. In a pasteboard-box cover or the like, the

combination with the frame 2 having the lining-sheet 5, and the top piece 3 secured to the edge 4 of the lining-sheet, of the ornamental panel embodying the inner stiffening board or piece 6 and the printed covering-sheet 7, both parts being embossed or shaped and in intimate contact at all points, the covering 7 having the edges extended beyond the edges of the stiffening-piece 6 and secured to the frame 2, and the covering-strip 9 for the frame extending over the edge of the covering 7 and around the lower edges of the frame 2.

4. In a pasteboard-box cover or the like, the combination with a suitable frame, of an ornamental panel thereon composed of an inner stiffening piece or board and an outer printed covering of sheet material secured thereon, both parts being embossed or shaped in accordance with the outline of the design on the printed sheet and being in intimate contact at all points as would be caused by embossing them simultaneously.

5. In a box-cover, the combination with a suitable frame, of an ornamental panel thereon composed of an inner stiffening-piece of pasteboard or the like, and an outer printed covering of sheet material secured thereon, both parts being embossed or shaped and in intimate contact at all points and secured to the frame.

EDWARD N. LORSCHIEDER.

Witnesses:

LEWIS KNIERIM,

FRANK J. MACKAIN.