

No. 646,861.

Patented Apr. 3, 1900.

R. MURPHY.
WASHING MACHINE.

(No Model.)

(Application filed Dec. 7, 1899.)

FIG. 1

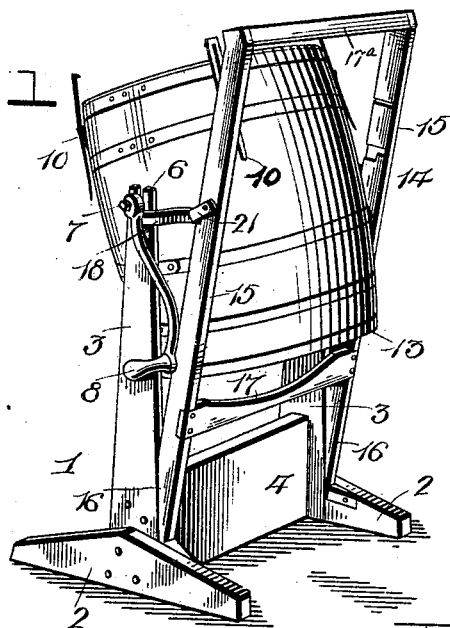


FIG. 3

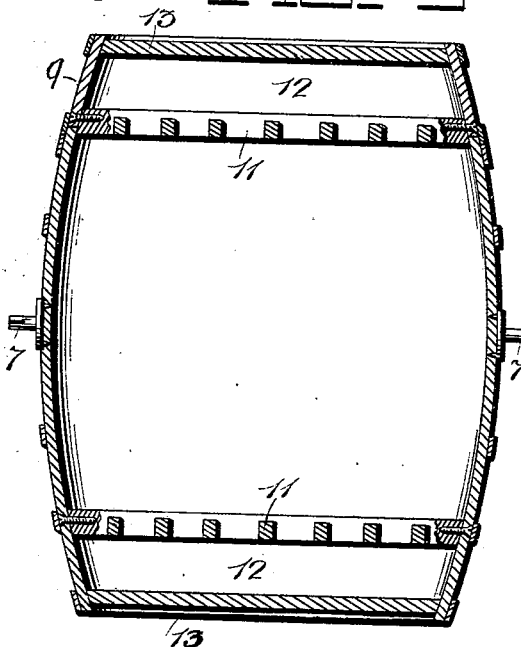


FIG. 2

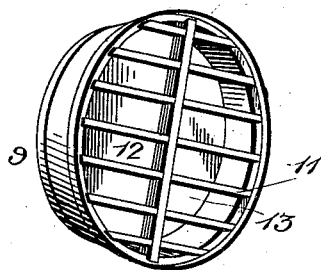



FIG. 4



Witnesses:
J. D. [Signature]
E. [Signature]

by *Robert Murphy* Inventor
A. B. [Signature] Attorneys

UNITED STATES PATENT OFFICE.

ROBERT MURPHY, OF CANISTEO, NEW YORK.

WASHING-MACHINE.

SPECIFICATION forming part of Letters Patent No. 646,861, dated April 3, 1900.

Application filed December 7, 1899. Serial No. 739,533. (No model.)

To all whom it may concern:

Be it known that I, ROBERT MURPHY, a citizen of the United States, residing at Canisteo, in the county of Steuben and State of New York, have invented certain new and useful Improvements in Washing-Machines; and I do declare the following to be a full, clear, and exact description of the invention, such as will enable others skilled in the art to which it appertains to make and use the same.

The invention relates to washing-machines.

The object of the invention is to provide a washing-machine of the rotary-body type, which shall be simple of construction, durable in use, and comparatively inexpensive of production, and to provide means for supporting the wringer immediately over the open end of the machine.

To this end the invention consists in certain features of construction and combination of parts which will be hereinafter fully described and claimed.

In the accompanying drawings, Figure 1 is a perspective view of my improved washing-machine, one of the ends being removed. Fig. 2 is a similar view of the removable end. Fig. 3 is a longitudinal sectional view taken through the body of the washing-machine. Fig. 4 is a transverse sectional view through a portion of one of the wringer-frame standards, showing the manner of locking it to the arms that project laterally from the washing-machine standards.

In the drawings the same reference characters indicate the same parts of the invention.

1 denotes the supporting-frame, which consists of the base-pieces 2 and the vertical standards 3, connected together at their lower ends by a cross-piece 4. One edge of the standards 3 is tapering and the upper ends of the standards are formed with bearings 6 to receive the trunnions 7 of the body or suds-box of the washing-machine.

8 denotes the crank for rotating it. One end 9 of the body is removable and is secured to the body by fastenings 10 of any desirable construction. Each end is provided with a grating 11, which forms a space 12 between it and the head 13 of the adjacent end.

The clothes to be washed are placed within the body and the removable head secured in position and the body rotated by its crank.

The clothes will be dashed from end to end of the body against the grating, so as to drive the water through the clothes as the machine is revolved.

14 denotes the wringer-frame, which consists of the standards 15, the lower edges of which are beveled at 16 to fit the beveled edges of the washing-machine standards.

17 denotes cross-bars connecting the standards, and 18 denotes laterally-projecting arms secured to the upper ends of the washing-machine standards and provided with notches 19, which are engaged by lugs 20, secured to the turn-buttons 21, pivoted to the wringer-frame standards.

After the clothes have been cleansed and it is desired to remove them the end 9 of the body is removed and the wringer-frame is secured to the washing-machine frame, as shown in Fig. 1, with its upper cross-bar 17^a above the end of the body or suds-box. The wringer is attached to the upper cross-piece and will be in convenient position to wring the clothes.

From the foregoing description, taken in connection with the accompanying drawings, the construction, operation, and advantages of my improved washing-machine will be readily apparent without requiring an extended explanation.

It will be seen that the machine is simple of construction, that said construction permits of its manufacture at small cost, and that it is exceedingly well adapted for the purpose for which it is designed, and it will of course be understood that various changes in the form, proportion, and the minor details of construction may be resorted to without departing from the principle or sacrificing any of the advantages of this invention.

Having thus described the invention, what is claimed, and desired to be secured by Letters Patent, is—

1. In a cylinder washing-machine, the combination with the supporting-frame and the washing-machine body or suds-box journaled in said supporting-frame and provided with the fixed grating 11 near the lower head 13 thereof; of the removable head portion 9 provided with the fixed grating 11 near the engaging end or mouth of said head portion 9, and an encircling hoop or flange for engaging the mouth of said suds-box or body; and fas-

tenings 10 for removably securing said head portion 9 to said body or suds-box, substantially as set forth.

5 2. The combination with the washing-machine frame and the wringer-frame, comprising the standards 15, 15, and the lower and the upper cross-bars 17, 17^a; of the laterally-projecting arms 18 provided with notches 19 and secured to the upper ends of the washing-machine standard 3, 3; and the turn-but-
10 tons 21 pivoted to said wringer-frame stand-

ards and provided with lugs 20 engaging notches 19 in said washing-machine standards; substantially as specified.

In testimony whereof I have hereunto set
15 my hand in presence of two subscribing witnesses.

ROBERT MURPHY.

Witnesses:

CHARLES C. BURRELL,
GARRET F. SPEER.