

No. 646,920.

Patented Apr. 3, 1900.

T. F. W. SCHMIDT.
HEXAGON PACKING BOX.

(Application filed Feb. 8, 1899. Renewed Feb. 26, 1900.)

(No Model.)

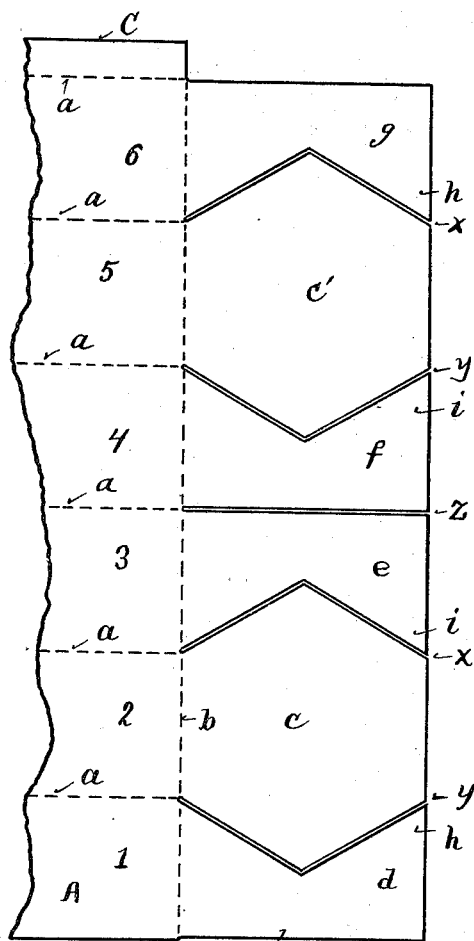


Fig. 3.

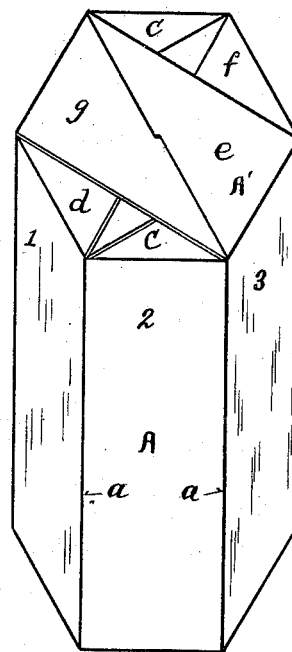


Fig. 1.

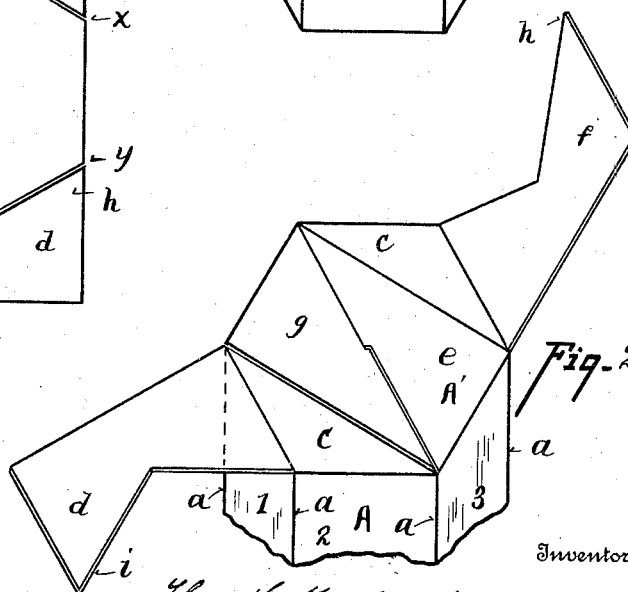


Fig. 2.

Witnesses

C. W. Miles,
Oliver P. Kaiser

Theo. F. W. Schmidt
by Wood & Bond
Attorney

UNITED STATES PATENT OFFICE.

THEODORE F. W. SCHMIDT, OF ANDERSON, INDIANA, ASSIGNOR OF ONE-HALF TO THE DAYTON FOLDING BOX COMPANY, OF DAYTON, OHIO.

HEXAGON PACKING-BOX.

SPECIFICATION forming part of Letters Patent No. 646,920, dated April 3, 1900.

Application filed February 8, 1899. Renewed February 26, 1900. Serial No. 6,615. (No model.)

To all whom it may concern:

Be it known that I, THEODORE F. W. SCHMIDT, residing at Anderson, in the county of Madison and State of Indiana, have invented certain new and useful Improvements in Hexagon Packing-Boxes, of which the following is a specification.

The object of my invention is to provide a hexagon packing-box formed of a single blank, with interlocking end flaps forming secure top and bottom covers, which is collapsible, and so can be economically and conveniently packed.

The features of my invention are more fully set forth in the description of the accompanying drawings, making a part of this specification, in which—

Figure 1 is a perspective view showing one end of the box locked. Fig. 2 is a plan view of the top, showing one step of the locking operation. Fig. 3 is a plan view of one end of the blank.

A represents the blank, and A' the flap portion.

a represents the six longitudinally-scored lines, and 1 2 3 4 5 6 represent the sides.

b represents the transverse scored line along which the flaps are bent.

The flap portion A', contiguous to the sides 2 and 5, is cut with two opposing obtuse-angle cuts *x y*, forming the covering-flaps *c c'*, of a shape and size corresponding to the cross-section of the box. The straight line *z* is then cut intermediate of the flaps *e f*. This cutting forms the hexagon cover-flaps *c c'* and the interlocking flaps *d e f g*. All of these flaps at their outer edges and at their point of attachment to the sides are equal in width to the width of the sides, and in length they are equal to the diameter of the box. By this method of cutting a blank of rectangular form can be employed and the locking ends formed by cut lines without cutting away any portion of the material, so that the blank folded out, as shown in Fig. 3, is of rectangular shape. The side 6 is provided with a short flap C, by means of which when the blank is bent into form it is secured to the side 1.

The locking operation is the same at each end and is as follows: The hexagon cover-flaps *c c'* are bent down to cover the open end

of the box. Two of the opposite flaps, say *d f*, are bent down over the cover-flaps, as shown in Fig. 2, the interlocking points *h i* being each tucked under the section of its co-acting flap contiguous to the sides. The opposite flaps *e g* are then folded down across the first interlocked flaps and transverse thereto and their points likewise interlocked. By this method the two hexagon covers at 60 each end of the box are secured by a double cross-lock.

This box can be readily collapsed for packing, locked and unlocked, and is cheap and simple and very advantageous for packing lamp-chimneys or any other suitable article or material.

Having described my invention, what I claim is—

1. A hexagon packing-box formed of a single blank, scored, bent and secured into form, provided with end covering-flaps consisting of two opposite flaps corresponding in size and shape to the cross-section of the box, two opposite interlocking flaps, and two opposite interlocking flaps transverse thereto, the said flaps being equal in length to the diameter of the box and in width to the width of the sides of the box, substantially as specified.

2. A hexagon packing-box formed of a single blank, scored, bent and secured into form, provided with end covering-flaps consisting of two opposite hexagon flaps corresponding to the cross-section of the box, two opposite interlocking flaps, and two opposite interlocking sections transverse to the first-named interlocking flaps, the said flaps being equal in length to the diameter of the box, whereby the hexagon flaps are secured down upon each end by a double cross-lock, substantially as specified.

3. A rectangular blank for a packing-case, provided with longitudinally-scored lines forming six sides; and a transverse-scored line at each end forming covering-flaps, the four angular-cut lines *x, y*, and the straight line *z* in each end flap, substantially as specified.

4. A rectangular blank for a packing-case, provided with longitudinally-scored lines forming six sides, and a transverse-scored line at each end forming end flaps, the said

end flaps being each divided into six flaps all equal in width at their outer ends to the width of the sides, and in length to the diameter of the box, two of the flaps being equal in size and shape to the cross-section of the box, each of the remaining flaps having notched edges adapted to interlock with the edges of the opposite flap to form a transverse double lock over the two hexagon sealing-flaps at each end of the box, substantially as specified.

5. A hexagon packing-case, substantially as described provided with six covering-flaps at each end equal in width at their outer ends to the sides, and in length to the diameter of

the box, two of said flaps being of hexagon size and shape corresponding to the cross-section of the box, the remaining four flaps being adapted to transversely interlock respectively with each other forming a double cross-lock upon the two hexagon sealing-flaps at each end of the box, substantially as specified.

In testimony whereof I have hereunto set my hand.

THEODORE F. W. SCHMIDT.

Witnesses:

ALFRED ELLISON,
SAMUEL S. HEINOLD.