

No. 647,292.

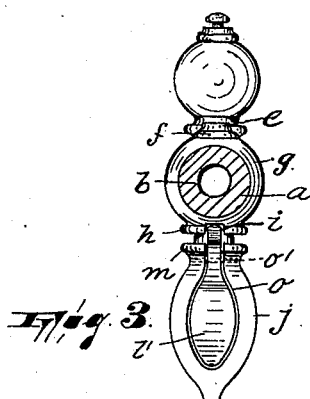
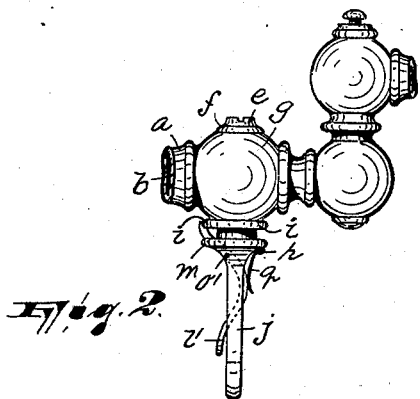
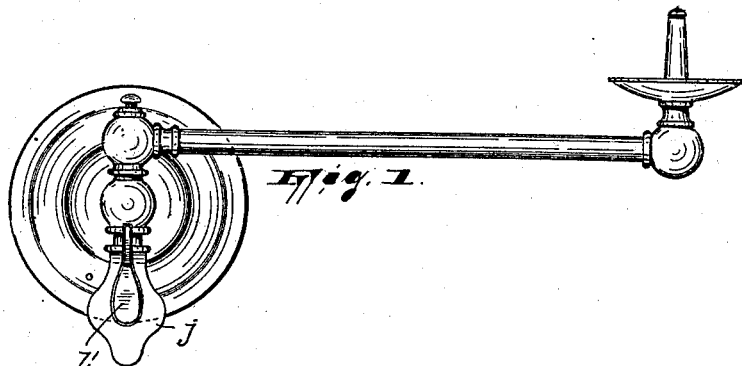
T. CLOWES & J. BARBOUR.

Patented Apr. 10, 1900.

SAFETY GAS COCK.

(Application filed May 11, 1899.)

(No Model.)



WITNESSES:

Wm. D. Bell.
Robert J. Hall

INVENTORS,

Thomas Clowes and
John Barbour,

BY

Garthner & Stewart
ATTORNEYS.

UNITED STATES PATENT OFFICE.

THOMAS CLOWES AND JOHN BARBOUR, OF PATERSON, NEW JERSEY.

SAFETY GAS-COCK.

SPECIFICATION forming part of Letters Patent No. 647,292, dated April 10, 1900.

Application filed May 11, 1899. Serial No. 716,365. (No model.)

To all whom it may concern:

Be it known that we, THOMAS CLOWES and JOHN BARBOUR, citizens of the United States, residing in Paterson, in the county of Passaic and State of New Jersey, have invented certain new and useful Improvements in Safety Cocks or Valves; and we do hereby declare the following to be a full, clear, and exact description of the invention, such as will enable others skilled in the art to which it appertains to make and use the same, reference being had to the accompanying drawings, and to letters of reference marked thereon, which form a part of this specification.

This invention constitutes an improvement in gas or other cocks or valves; and it consists in a valve or cock provided with a stationary locking device for preventing the accidental turning of the key or other handle to open the valve.

The invention is fully illustrated in the accompanying drawings, wherein corresponding letters of reference indicate like parts, and wherein—

Figure 1 is a front view of our improved valve or cock used in connection with the ordinary wall-fixture. Figs. 2 and 3 are side and rear views, respectively, of one of the forms of our invention.

The cock or valve is of the usual construction employed in gas-fittings of the kind above referred to, consisting of the short tubular portion or valve-casing *a*, whose duct *b* is controlled by a conical plug *c*, having an opening *d*, that is adapted to register with said duct, the plug being held in position by a screw *e* and a washer *f* upon its reduced end.

g is merely an ornamental enlargement that is formed about the tubular portion of the valve or cock, and *h* is a flange that is formed therewith about the lower end of the plug *c* and that is provided with (preferably two) notches *i*. It is not essential that the flange be provided, for the notches may be formed in any other suitable portion, whatever the shape thereof.

In the preferred form of our valve the key or handle *j* (which is of the usual flat shape) of the plug is provided with an opening *o*, in which is fulcrumed upon a pin *o'*, that ex-

tends across said opening, a detent in the form of a pawl *l'*. The upper end of this pawl is somewhat curved, so as to engage either of the notches *i*, and its lower end is not normally set in said opening, but protrudes slightly therefrom, so that by grasping the key and this lower end of the pawl between the thumb and forefinger said pawl may be moved to release the key. The pawl is actuated by an elongated metallic spring *q*, that is secured to the key by a pin or screw *r* at one of its ends and bears at its other end against the pawl *l'*, below the fulcrum thereof.

Upon inspection of Figs. 2 and 3 of the drawings it will be observed that the key is provided with a flange *m*, corresponding to the flange *u*, and that through said flange, or rather through a recess or opening formed therein, extends the pawl *l'*. This notch is but slightly larger than the pawl, and hence the flange *m* being close to the flange *u* with the recess or cavity in which the pawl is adapted to engage the key will be positively locked against movement except when the pawl is released, and consequently it cannot be either worked loose or strained out of its true position.

Having thus fully described our invention, what we claim as new, and desire to secure by Letters Patent, is—

In a valve or cock, the combination, with the body portion thereof having a suitably-disposed recess or recesses and with a rotary controlling-key having a flat handle portion provided with a longitudinal opening, of a flat pawl fulcrumed in the opening of said handle and disposed longitudinally thereof and adapted to engage said recesses, the planes of disposition of the handle and the pawl, and also the line of fulcrum of the latter being approximately coincident, and a spring carried by said key and engaging said pawl, substantially as described.

In testimony that we claim the foregoing we have hereunto set our hands this 6th day of May, 1899.

THOMAS CLOWES.
JOHN BARBOUR.

Witnesses:

JOHN W. STEWARD,
ALFRED GARTNER.