

No. 647,318.

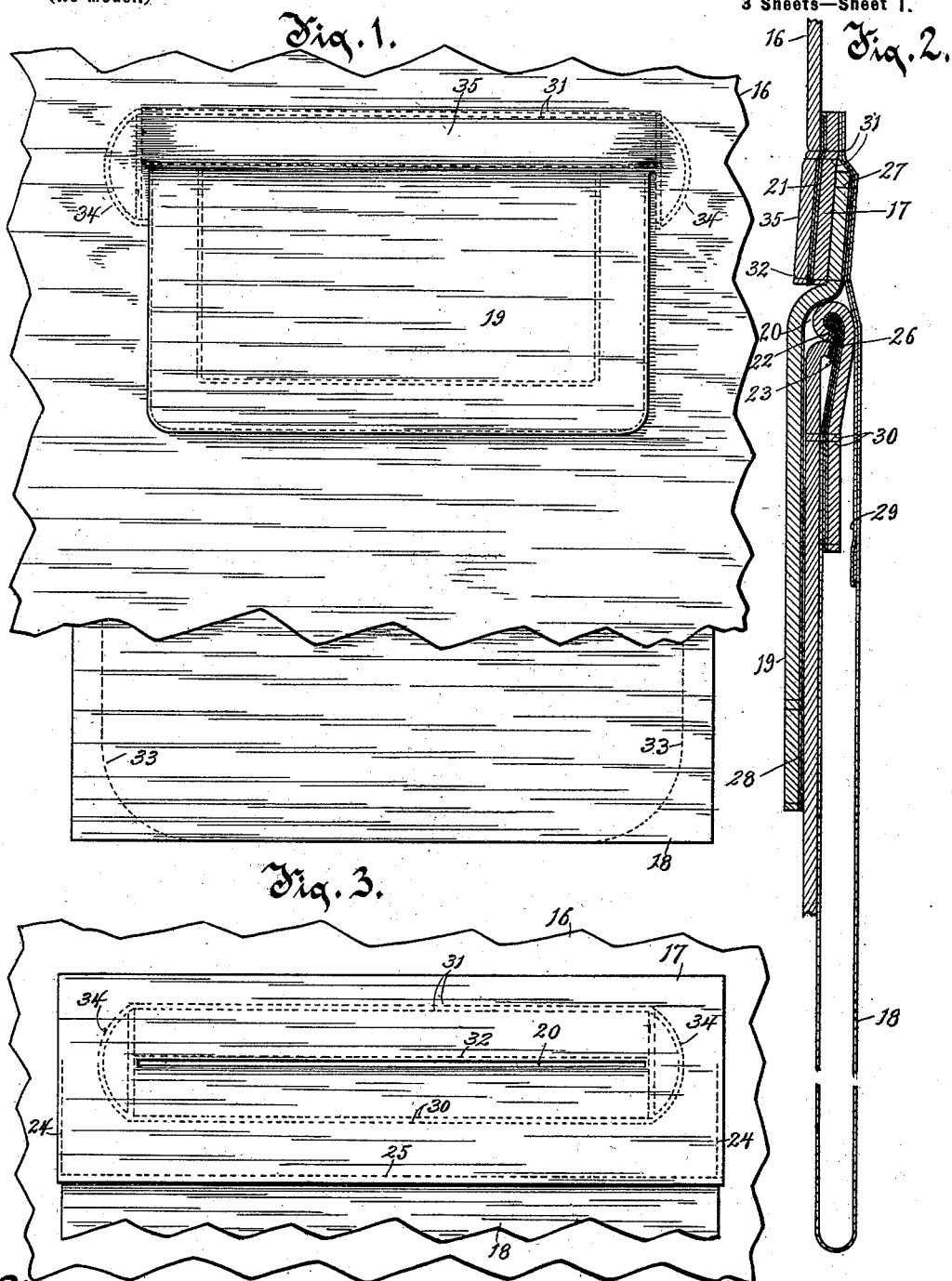
Patented Apr. 10, 1900.

J. J. McLOUGHLIN.
GARMENT POCKET.

(Application filed Mar. 20, 1899.)

(No Model.)

3 Sheets—Sheet 1.



Witnesses.

Chas. Keeney.
Anna C. Faust.

Inventor.

Joseph J. McLaughlin.
By Benedict & Mossell.
Attorneys.

No. 647,318.

J. J. McLOUGHLIN.
GARMENT POCKET.

(Application filed Mar. 20, 1899.)

Patented Apr. 10, 1900.

(No Model.)

3 Sheets—Sheet 2.

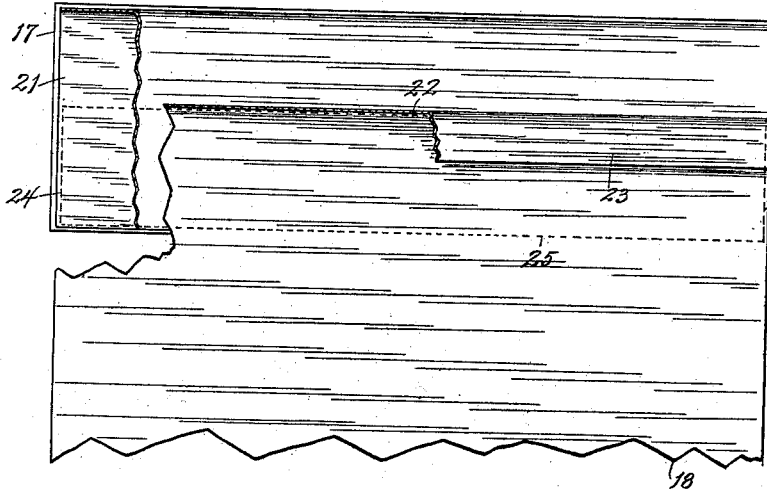


Fig. 6.

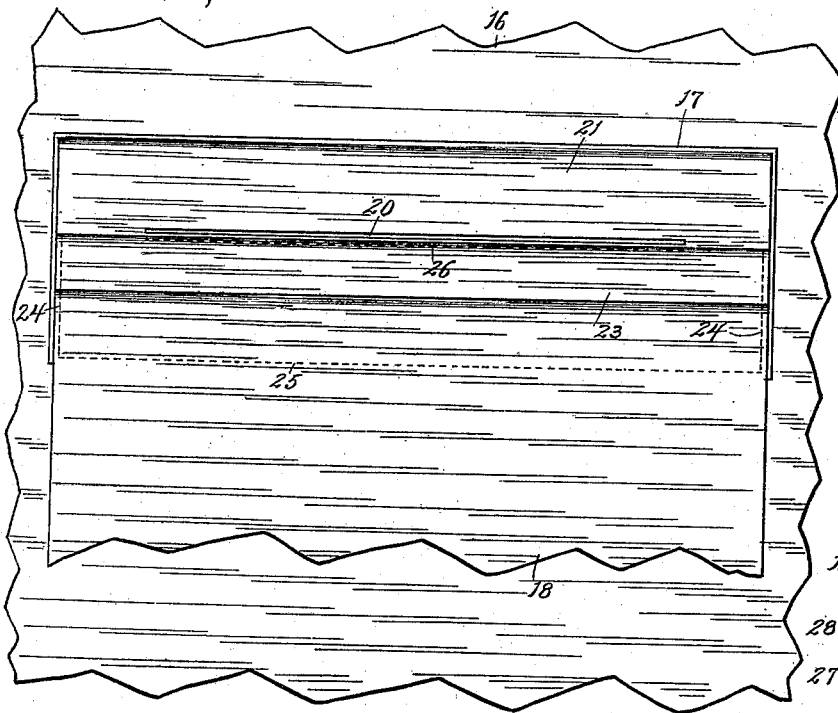


Fig. 5.

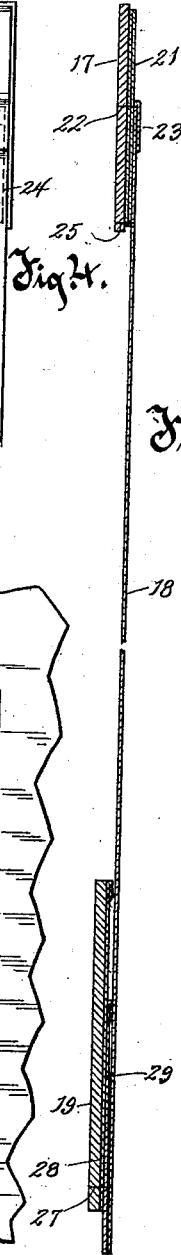


Fig. 4.

Witnesses.
C. A. Keeney.
Anna C. Faust.

Inventor.
Joseph J. McLaughlin.
By Benedict and Morell.
Attorneys.

No. 647,318.

Patented Apr. 10, 1900.

J. J. McLOUGHLIN.

GARMENT POCKET.

(Application filed Mar. 20, 1899.)

(No Model.)

3 Sheets—Sheet 3.

Fig. 7.

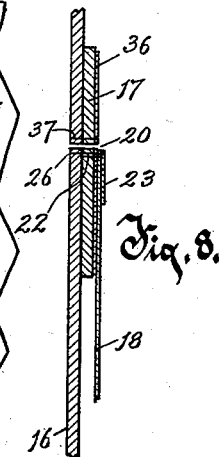
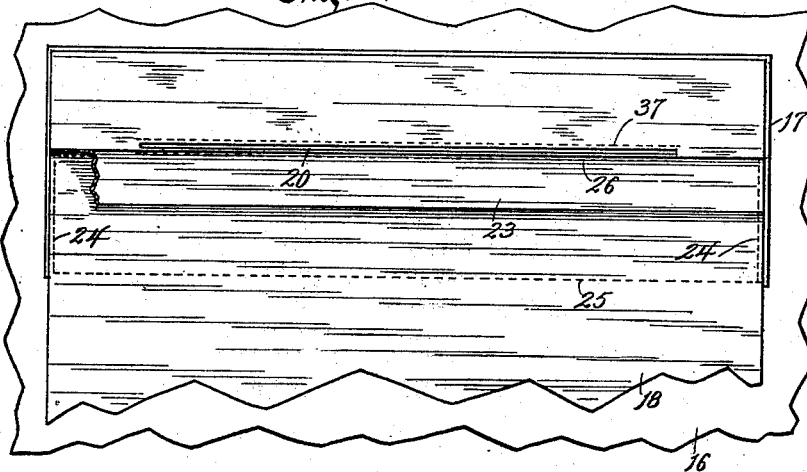
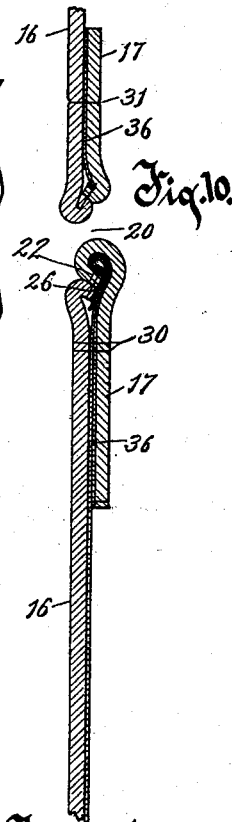
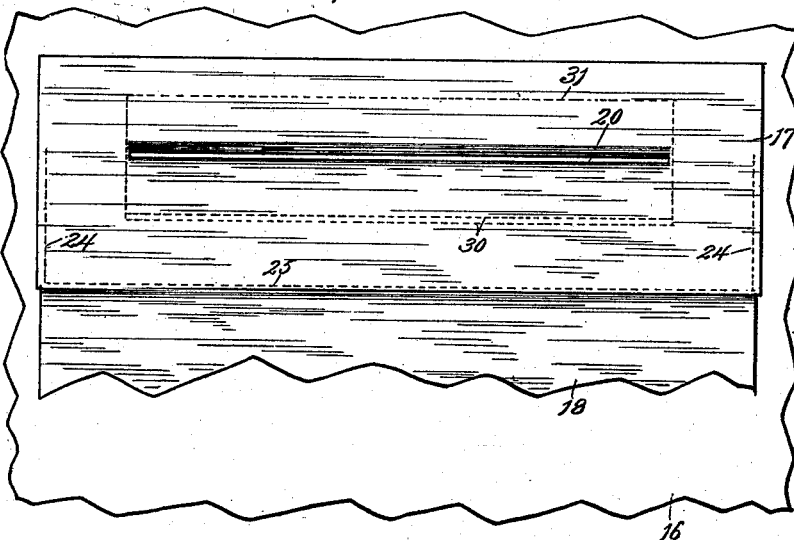


Fig. 9.



Witnesses.

C. H. Keeney
Anna V. Faust

Inventor.

Joseph J. McLoughlin
Ryckelschiedt & Morsell
Attorneys.

UNITED STATES PATENT OFFICE.

JOSEPH J. McLOUGHLIN, OF MILWAUKEE, WISCONSIN.

GARMENT-POCKET.

SPECIFICATION forming part of Letters Patent No. 647,318, dated April 10, 1900.

Application filed March 20, 1899. Serial No. 709,738. (No model.)

To all whom it may concern:

Be it known that I, JOSEPH J. McLOUGHLIN, of Milwaukee, in the county of Milwaukee and State of Wisconsin, have invented a new and useful Improvement in Garment-Pockets, of which the following is a description, reference being had to the accompanying drawings, which are a part of this specification.

My invention has relation to improvements in garment-pockets.

The invention relates to the class of pockets for garments wherein provision is made for strengthening the edges of the pocket, so as to decrease the wear at the mouth of the pocket; and it has for its object to provide an improved construction for increasing the strength of the pocket and at the same time improving the appearance of the pocket by imparting to the same a well tailored and finished effect.

With the above primary objects in view the invention consists of the devices and parts or their equivalents, as hereinafter more fully set forth and claimed.

In the accompanying drawings, Figure 1 is a side elevation of a fragment of a garment constructed with my improved form of pocket, in which a raw edge for the upper bordering edge of the pocket-mouth is provided. Fig. 2 is a central section through Fig. 1 on an enlarged scale. Fig. 3 is a rear view of Fig. 1, showing only a small fragment of the front portion of the material forming the pocket pouch or bag, with the rear portion of said pocket material entirely removed, and the flap also removed. Fig. 4 illustrates the first step in the manufacture of the pocket, showing the one-piece facing, the doubled silesia stay, and the material for the pocket-pouch as sewed onto the one-piece facing, also showing the tongue at the upper end of the material forming the pocket-pouch. Fig. 5 is a central section through Fig. 4, on an enlarged scale, showing a greater length of the material for the pocket-pouch than is illustrated in Fig. 4 and also showing the pocket-flap properly secured to the material for the pocket-pouch. Fig. 6 is a view similar to Fig. 4, with a line of stitches through the tongue 23 and showing the pocket cut above the fold of said tongue. Fig. 7 is a view similar to Fig. 6, but of a modified form of con-

struction, illustrating an additional line of stitches and a cut between the two lines of stitches and also illustrating a single stay-piece in lieu of the double stay-piece 21 of the other form of construction. Fig. 8 is a central cross-section through Fig. 7. Fig. 9 shows the one-piece facing and the material for forming the pocket-pouch after said material has been drawn through the pocket-mouth and sewed to the garment, and Fig. 10 is a cross-section of Fig. 9 on an enlarged scale.

Referring to the drawings, the numeral 16 throughout indicates a fragment of a garment; 17, a one-piece facing; 18, the material for forming the pocket pouch or bag; 19, the flap of the pocket, and 20 the pocket mouth or opening.

In the form of construction illustrated on Sheets 1 and 2 of the drawings it is designed that the upper bordering edge of the pocket-mouth shall present a raw edge, while the lower edge of said pocket-mouth shall be swelled or corded. Referring to Sheets 1 and 2, the one-piece facing has secured to one side thereof a folded stay 21, of any desirable material, preferably silesia. Against this folded stay is placed the material 18, forming the pocket pouch or bag. A line of stitches 22 is made through the center of the one-piece facing and through the center of the stay 21 and through the material 18, forming the pocket-bag at a point through said material 18 a slight distance below the upper edge thereof in order to leave a tongue 23, as clearly shown in Figs. 4 and 5. This tongue is folded down, and the opposite ends or edges thereof are secured by means of vertical stitch-lines 24 24, which stitch-lines also extend downwardly below the tongue 23 through the stay 21 and the one-piece facing 17. A lower horizontal stitch-line 25 is then made, which connects the stitch-lines 24 24. The one-piece facing, with the attached parts, is placed against the outside of the garment, and a line of stitches 26 is made just below the bend of the tongue 23 and a little above the line of stitches 22. A cut 20 is now made to form the pocket mouth or opening, as shown in Fig. 6, said cut corresponding to the length of the stitch-line 26. Near one end of the material 18 the pocket-flap 19 is secured by a line of stitches 27. The

inner face of this flap has preferably secured thereto the usual lining 28, and this end of the material 18 may also be provided with a lining 29. The next step is to draw the portion of the one-piece facing 17 which is below the cut 20, forming the pocket-mouth, together with the portion of the stay 21 and the material 18 attached thereto, through said pocket-mouth to the inside of the garment, as clearly shown in the sectional view Fig. 2, a swelled or corded edge being thereby formed for the lower edge of the pocket-mouth, the thickness of which is considerably augmented by the folding around with the facing 17 of the stay 21, material 18, and the tongue 23 of said material. The parts so folded inward and against the inside of the garment are secured to said garment by means of two stitch-lines 30 30. The next operation is to force inward through the mouth of the pocket and against the inside of the garment that portion of the one-piece facing 17 and its attached stay 21 which is above the cut 20, forming said mouth. The relative position of the parts when so forced inwardly is clearly shown in Fig. 2. By thus forcing inward the portion of the facing 17 above the cut or mouth of the pocket a raw edge having the thicknesses of the garment and the facing 17, together with the interposed stay 21, is provided for the upper edge of the mouth. The lower bordering edge of the pocket-mouth is formed with the swelled or corded and reinforced edge hereinbefore referred to, for the reason that the greatest strain on the pocket occurs at this edge of the pocket-mouth, and consequently said edge is required to be quite strong in order to withstand the pressure to which it is subjected. The upper bordering edge of the pocket-mouth, however, may be a raw edge, inasmuch as this upper edge is not subjected to the same strain as the lower edge of the mouth.

The result of the construction described is the arrangement of the facing against the inside of the garment with the stay therebetween and the material of the pocket also between the facing and the inside of the garment, the bordering side edge of the garment cut being inturned and the bordering side edge of the cuts in the facing and stay, together with the portion of the pocket material secured between the facing and stay, being outturned and secured to the inturned edge of the garment, said outturned parts outstanding beyond the inturned edge and forming a swell or bead partially filling the space of the pocket-mouth and reinforcing and strengthening the bordering edge of said pocket and mouth, the outturned portion of the stay and pocket material being inside of the swell or bead and forming a filling therefor.

The forming of the pocket pouch or bag is accomplished by bending the material 18 upwardly on the inside of the garment and drawing the major portion of the pocket-flap

through the mouth 20, so that said portion of the flap hangs downwardly adjacent to the outside of the garment, as clearly shown in Figs. 1 and 2, the upper portion of the flap being left adjacent to the inner side of the facing 17. Stitches 31 unite the upper portion of the material 18, the facing 17, the garment 16, and the interposed linings at a point above the upper edge of the portion of the pocket-flap 19 which is against the inner side of the facing 17. Another line of stitches 32 is passed through the garment and facing 17 near the edges of said garment and facing, which are just above the pocket-mouth, the stitch-line being continued through the portion of the pocket-flap 19 which is back of the facing 17, whereby said portion of the flap 19 and the facing and the garment are connected together. In order to complete the pocket, lines of stitches 33 33 are now run along near the side edges to unite the fold of material 18 in order to form a complete pouch or bag, said lines of stitches being also extended upwardly through the side edges of the infolded facing 17 and the interposed linings. D-stitches 34 34 are also made at opposite ends and transversely of the mouth of the pocket for the purpose of additional strength.

It will be apparent that a pocket constructed in the manner hereinbefore described will possess a strength sufficient to withstand all ordinary strain, and a pocket will also be provided which will be effectually prevented from tearing at the corners and which at the same time is exceedingly ornate in appearance, a certain individuality in appearance or character being imparted to the pocket by reason of the fact that the portion of the garment above the pocket-mouth, and indicated by the numeral 35 in Fig. 1, is made to stand out in relief or intaglio owing to the thicknesses of material back of it, while the upper outside portion of the flap also stands out in relief, while yet said flap fits snugly and smoothly against the garment.

On Sheet 3 of the drawings I show another form, wherein both bordering edges of the mouth of the pocket are swelled or corded. In this form instead of employing the double stay 21 I prefer to employ a single stay 36, advisably of the same material as the material 18, which forms the pocket pouch or bag. This stay 36 is secured to the facing-strip 17 by the line of stitches 22, which stitches also secure the material 18 thereto, the portion of the material above the stitch-line forming the tongue 23, which is folded downward, the same as in the form of construction shown on Sheets 1 and 2. The facing-strip 17, with its attached parts, is now applied to the outside of the garment, the same as in the preceding form of construction, and said facing-strip 17 and attached parts are secured to the garment by the line of stitches 26, which extend through the upper portion of the tongue 23. Thus far the construction is similar to that

of the Sheets 1 and 2 form. The difference between the two constructions, whereby in the Sheet 3 form a swelled or corded edge is also formed for the upper edge of the pocket-mouth, resides in the provision of an extra line of stitches 37, running parallel to the stitch-line 26, but above and clear of the fold of the tongue 23, with the cut for the pocket-mouth 20 between these stitch-lines, as clearly shown in Figs. 7 and 8. It will be obvious that the swell for the lower edge of the pocket-mouth is formed in exactly the same manner as in the form of construction shown on Sheets 1 and 2, the infolded lower portion of the facing 17, with attached parts, being secured to the garment by the stitches 30. The swell for the upper edge of the mouth of the pocket in this Sheet 3 form of construction is formed by pulling or drawing around the upper portion of the facing 17 and attached parts and through the pocket-mouth, as clearly shown in Fig. 10. This portion of the facing 17, the garment 16, and the interposed stay are then secured together by means of the stitch-line 31. The pocket is finally completed in the same manner as in the other form of construction.

Heretofore, so far as I am aware, no garment-pocket has been constructed in which a one-piece facing is provided which answers for a reinforcing medium for both edges of the pocket-mouth and above and below said pocket-mouth and at the corners and ends thereof. It will be evident that my invention may be employed for pockets not intended to have flaps. In such case the material 18 is merely folded up and secured directly to the rear side of the facing 17.

It is preferred in my invention that the one-piece facing be cut on the length of the material and the stay 21 and the material for the pocket pouch or bag in the Sheets 1 and 2 form of construction also cut on the length of the material of which they are formed.

What I claim as my invention is—

1. As an improved article of manufacture, a pocket, consisting of a garment material having a cut therein for the pocket-mouth, a one-piece facing secured to the inner side of the garment over the cut in said garment, and of such length as to have its ends extend beyond the ends of the cut, said facing also having a cut registering with the cut of the garment, and the ends of said cut in the facing terminating short of the end edges of said facing, one bordering side edge of the garment cut being inturned, and one bordering side edge of the facing cut being outturned and secured to the inturned edge of the garment, said outturned part outstanding beyond the inturned edge and forming a swell or bead partially filling the space of the pocket-mouth and reinforcing and strengthening the bordering edge of said pocket-mouth, and a suitable material for forming the pouch or bag of the pocket on the inside of the garment.

2. As an article of manufacture, a pocket consisting of a garment material having a cut therein for the pocket-mouth, a one-piece facing secured to the inner side of the garment over the cut in said garment, and of such length as to have its ends extend beyond the ends of the cut, said facing also having a cut registering with the cut of the garment, and the ends of the cut in the facing terminating short of the end edges of said facing, and the bordering side edges of the garment cut being inturned, and the bordering side edges of the facing cut being outturned and secured to the inturned edges of the garment, said outturned edges outstanding beyond the inturned edges and forming swells or beads partially filling the space of the pocket-mouth and reinforcing and strengthening the bordering edges of said pocket-mouth, and a suitable material forming the pouch or bag of the pocket on the inside of the garment.

3. As an article of manufacture, a pocket, consisting of a garment material having a cut therein for the pocket-mouth, a one-piece facing secured to the inner side of the garment over the cut in said garment, and of such length as to have its ends extend beyond the ends of the cut, a stay between the facing and the garment, said facing and stay having registering cuts which register with the cut in the garment, the ends of said cuts in the facing and stay terminating short of the end edges of said facing and stay, and one bordering side edge of the garment cut being inturned, and the corresponding bordering side edges of the cuts of the facing and stay being outturned and secured to the inturned edge of the garment, said outturned parts extending beyond the inturned edge and forming a swell or bead partially filling the space of the pocket-mouth and reinforcing and strengthening the bordering edge of said pocket-mouth, the outturned portion of the stay being inside of said swell or bead and forming a filling therefor, and a suitable material forming the pouch or bag of the pocket inside of the garment.

4. As an article of manufacture, a pocket, consisting of a garment material having a cut therein for the pocket-mouth, a one-piece facing secured to the inner side of the garment over the cut in said garment and of such length as to have its ends extend beyond the ends of the cut, a stay secured between the facing and garment, the facing and stay having registering cuts which register with the cut in the garment, the ends of said cuts in the facing and stay terminating short of the end edges of said facing and stay, and one bordering side edge of the garment cut being inturned, and a suitable material for forming the pouch or bag of the pocket inside of the garment, one portion of said material being secured between the facing and the garment below the cuts in the facing and stay, and one of the bordering side edges of the cuts of the facing and stay, together with

the portion of the pocket material secured between the stay and the facing being outturned and secured to the inturned edge of the garment, said outturned portions outstanding
5 beyond the inturned edge and forming a swell or bead partially filling the space of the pocket-mouth and reinforcing and strengthening the bordering edge of said pocket-mouth, the outturned portions of the stay

and pocket material being inside of the swell or bead and forming a filling therefor.

In testimony whereof I affix my signature in presence of two witnesses.

JOSEPH J. McLOUGHLIN.

Witnesses:

A. L. MORSELL,
C. H. KEENEY.