

No. 647,423.

Patented Apr. 10, 1900.

F. PAYZANT.
SOLDERLESS CAN.

(Application filed Oct. 27, 1899.)

(No Model.)

Fig. 1.

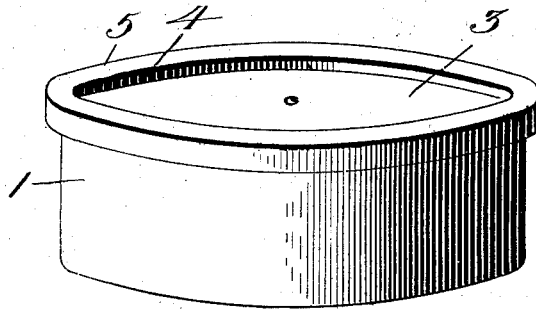


Fig. 2.

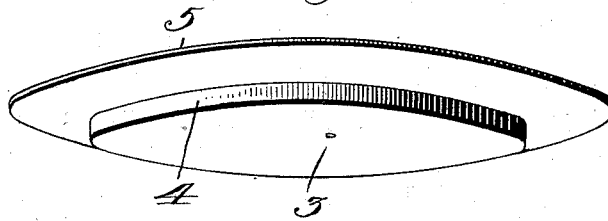
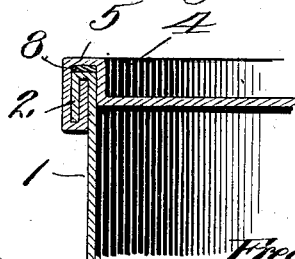


Fig. 3.



Witnesses:

John North
Horace G. Deitz

Freeman Payzant Inventor

By *Marion Marion*

Attorneys

UNITED STATES PATENT OFFICE.

FREEMAN PAYZANT, OF LOCKE PORT, CANADA.

SOLDERLESS CAN.

SPECIFICATION forming part of Letters Patent No. 647,423, dated April 10, 1900.

Application filed October 27, 1899. Serial No. 734,998. (No model.)

To all whom it may concern:

Be it known that I, FREEMAN PAYZANT, a subject of Her Majesty the Queen of Great Britain, residing at Locke Port, county of Shelburne, Province of Nova Scotia, Canada, have
5 invented certain new and useful Improvements in Solderless Cans; and I do hereby declare that the following is a full, clear, and exact description of the invention, such as will
10 enable others skilled in the art to which it appertains to make and use the same.

This invention relates to an improvement in solderless cans; and its object is to provide
15 a can the body portion of which is seamless and having a cover secured thereto by a solderless joint, whereby the can is especially adapted for canning fish and other perishable substances.

To these ends the invention consists in a
20 seamless and solderless can constructed substantially as herein illustrated and described, and defined in the appended claim.

Referring to the drawings, in which similar numerals of reference indicate similar
25 parts, Figure 1 is a perspective view of a can constructed in accordance with this invention. Fig. 2 is a similar view of the cover. Fig. 3 is a sectional view.

In the drawings, 1 designates the body of
30 the can, which is stamped up from a sheet of metal into the desired shape. The body portion of the can thus formed is without seams, and the bottom portion is integral with the body portion, also without seams, the entire
35 body portion and bottom portion being formed of a single integral sheet of metal without seams or joints of any description. An annular flange 2 is formed integral with the upper edge of the body portion during the
40 process of stamping up the body portion.

Any form of cover preferred may be used in connection with the seamless body portion, which cover may be secured thereto by any usual or preferred form of solderless
45 joint; but in the drawings is shown a cover 3, preferably formed of a single piece of material, having its outer edges bent upwardly, as at 4, and then outwardly, as at 5, forming an offset portion.

In assembling the parts the fish is first
50 placed in the body portion and a suitable washer 8, preferably formed of paper, is placed on the flange 2. The cover is then laid on the washer, after which the outwardly-extending portion 5 is bent downwardly, as best
55 shown in Fig. 3, the lower edge of the portion 5 being below the plane of the flange 2 and necessarily below the plane of the main portion of the cover. The lower edge is then
60 bent under the flange 2, forming a sealed connection. The usual process of boiling, &c., afterward takes place, and the can is ready for shipment.

By this construction it will be readily seen
65 that the cover, resting on the flange 2 or the washer 8, will be held firmly in position and there will be no liability of the top being crushed in, while by the use of the upwardly-extending portion 4 and the portion 5 an annular recess will be formed for the reception
70 of the washer 8.

The advantages of this construction are many and are thought to have been clearly set forth.

While I have herein shown a preferred form
75 of carrying my invention into effect, yet I do not desire to limit myself to such preferred details of construction, but claim the right to use any and all modifications thereof which will serve to carry into effect the objects to be
80 attained by this invention in so far as such modifications and changes may fall within the spirit and scope of my said invention.

I claim—

A solderless can comprising a bottom and a
85 body portion formed integrally, said body portion having an outwardly-extending flat annular flange the outer periphery of which is bent downwardly in a plane parallel with the walls of the body portion; a washer fitting and
90 resting on said flat annular flange, said washer being of the same width as the width of said flange; and a cover having a central depressed portion formed to fit within the body portion, said cover resting on said washer and having
95 a depending annular flange fitting outside the downwardly-extending portion of the body portion, the lower end of said depending

flange being bent inwardly and then upwardly
between the body portion and its depending
flange, the space between the body portion
and its depending flange being equal to a sin-
5 gle thickness of the metal forming the cover,
the bent portions of said body portion and
cover being substantially right angular in
cross-section, whereby an imperforate solder-

less joint will be formed between the cover
and body portion, substantially as described. 10

In witness whereof I have hereunto set my
hand in the presence of two witnesses.

FREEMAN PAYZANT.

Witnesses:

FRANK CHURCHILL,
FRED SUTHERLAND.