

No. 648,023.

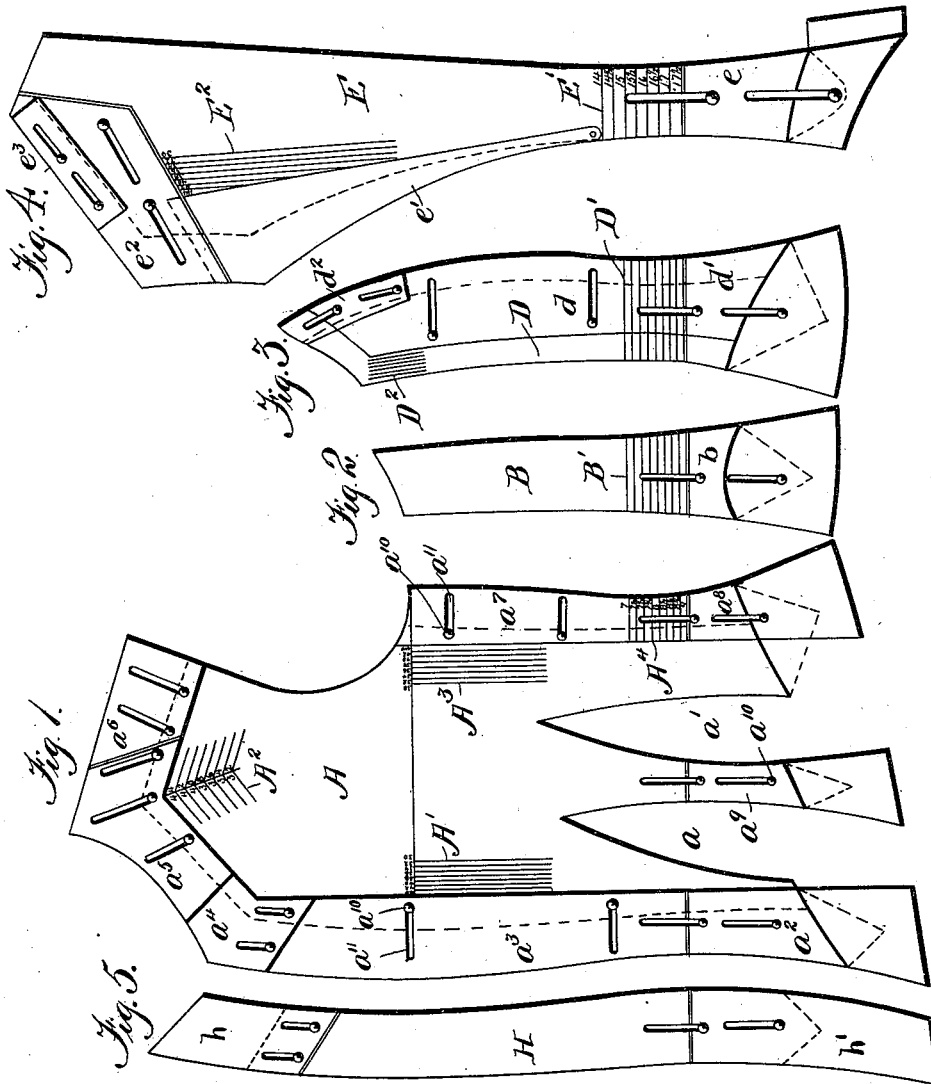
Patented Apr. 24, 1900.

G. M. DONALDSON.
ADJUSTABLE DRESS CHART.

(Application filed Oct. 12, 1899.)

(No Model.)

2 Sheets—Sheet 1.



Witnesses:

Ed. Page.
E. Lane.

George Mackay Donaldson, Inventor.

By Marion & Marion

Attorneys

No. 648,023.

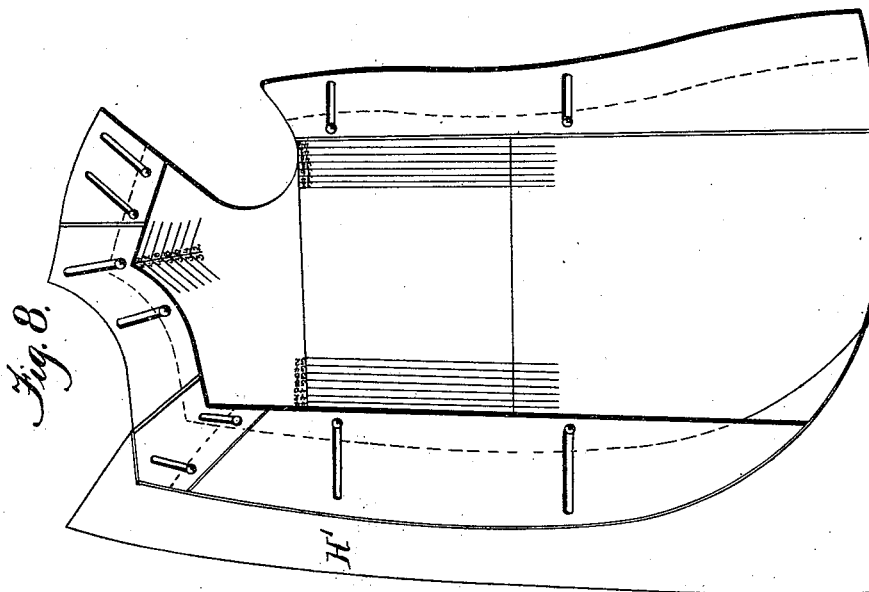
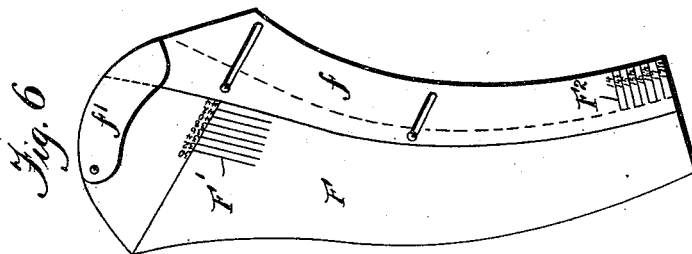
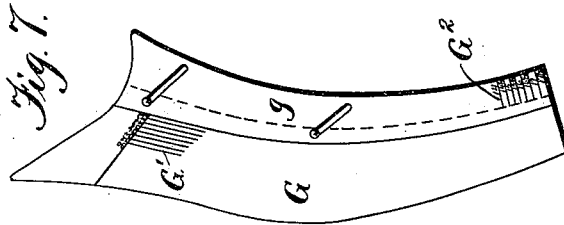
Patented Apr. 24, 1900.

G. M. DONALDSON.
ADJUSTABLE DRESS CHART.

(Application filed Oct. 12, 1899.)

(No Model.)

2 Sheets—Sheet 2.



Witnesses:
Ed. Page
E. S. Lane

George Mackay Donaldson, Inventor
By *Marion Marion*
Attorneys

UNITED STATES PATENT OFFICE.

GEORGE MACKAY DONALDSON, OF KENTVILLE, CANADA.

ADJUSTABLE DRESS-CHART.

SPECIFICATION forming part of Letters Patent No. 648,023, dated April 24, 1900.

Application filed October 12, 1899. Serial No. 733,416. (No model.)

To all whom it may concern:

Be it known that I, GEORGE MACKAY DONALDSON, a subject of Her Majesty the Queen of Great Britain, residing at Kentville, county of Kings, Province of Nova Scotia, Canada, have invented certain new and useful Improvements in Adjustable Garment-Patterns; and I do hereby declare that the following is a full, clear, and exact description of the invention, such as will enable others skilled in the art to which it appertains to make and use the same.

This invention relates to improvements in adjustable garment-patterns; and one object is to provide a pattern for marking out garments which can be adjusted to any measure.

A further object is to provide an adjustable garment-pattern with a supplemental strip, whereby a single-breasted garment can be made double-breasted.

To these ends the invention consists in an adjustable garment-pattern constructed substantially as herein illustrated and described, and defined in the appended claim.

Referring to the drawings, in which similar letters of reference indicate similar parts, Figure 1 is a plan view of a pattern constructed in accordance with this invention used for marking out the front of a garment. Fig. 2 is a plan view showing the gore under the arm. Fig. 3 is a plan view showing the pattern for the side of the body portion of the garment. Fig. 4 is a plan view showing the pattern used for marking out the back. Fig. 5 is a plan view showing the pattern used for making a single-breasted garment double-breasted. Fig. 6 is a plan view showing the pattern used for marking out the upper-arm portion. Fig. 7 is a similar view of the under-arm portion. Fig. 8 is a plan view of a modified form of pattern used for making a single-breasted garment double-breasted.

In the drawings, A represents the pattern for marking out the front of a garment, designed especially for ladies' coats, and consists, essentially, of a body portion having substantially the configuration shown in dotted lines and cut out at a and a' to permit the garment to be properly shaped to the figure of the wearer. The body portion is provided with a series of parallel lines A' , arranged near the front edge and numbered consecu-

tively, and a similar series of numbered parallel lines A^2 , arranged near the top edge. A third series of numbered parallel lines A^3 is arranged near the back edge. By means of these numbered lines the slides hereinafter described can be accurately adjusted to fit the bust, neck, and back measure of the person for whom the garment is intended.

A series of slides a^2 , a^3 , a^4 , a^5 , a^6 , a^7 , a^8 , and a^9 are adjustably secured about the edges of the body portion of the pattern A by means of suitable rivets a^{10} , slidably engaging slots a^{11} , formed in the slides. The slides a^3 , a^5 , a^7 , and a^{10} are constructed to slide upon the body portion, while a^2 , a^4 , and a^8 are adapted to move upon the slides a^3 and a^5 , respectively, as shown in Fig. 1.

As shown in the drawings, the different portions of the pattern are shown adjusted to their largest capacity. When it is desired to adjust to fit smaller measurements, the slides a^3 , a^5 , a^7 , and a^8 are moved inwardly until they reach that one of the lines A' , A^2 , and A^3 which is numbered to correspond with the desired measurement. The remaining slides are then moved in to fit the adjusted slides, which leaves the pattern of the same shape as originally, but of a smaller size. The slides a^2 , a^4 , and a^9 are employed for use with the dress-skirt to regulate the length thereof and also the length of the waist, the slide a^7 being provided with a series of numbered parallel lines A^4 for this purpose. The gore B (shown in Fig. 2) is likewise provided with a series of numbered parallel lines B' , by which the adjustment of the slide b is regulated, the construction and operation being similar to that described for the front of the pattern.

The pattern for the side portion D is provided with a slide portion d , extending along its side, and at its lower portion is the slide d' , and at its upper right corner is the slide d^2 , all of which are adjustably secured to the side portion D by means of the slot-and-rivet connection before described. At the lower portion of the side portion D is arranged a series of numbered parallel lines D' , and at the upper portion thereof is a series of similar lines D^2 , all operating in the manner before described.

The pattern for the back portion E is constructed, preferably, as shown in Fig. 4 and

is provided at its lower portion with the slide *e* and the series of numbered parallel lines *E'*, constructed and operated as before described.

At a point near the lower end of the back portion *E* is pivoted the slide *e'*, which is suitably shaped for the intended purpose, and a series of numbered parallel lines *E²* is formed on the back portion *E* adjacent to the edge of the pivoted slide *e'* for indicating the proper adjustment, as before described.

The upper part of the back portion *E* is provided with the slide *e²*, and to the slide *e²* is secured the slide *e³*, the construction and operation of the connecting means being the same as those heretofore described.

The pattern for the upper-arm portion *F* (shown in Fig. 6) is suitably shaped for the intended purpose and is provided with the slide *f* and having the numbered parallel lines *F'* arranged near its upper portion. At its upper edge is pivoted the slide *f'*, which regulates the curve of the upper portion of the sleeve. Upon the lower end of the slide *f* is arranged a series of numbered parallel lines *F²*, by means of which the length of the sleeve may be regulated.

The pattern for the under-arm portion *G* (shown in Fig. 7) is suitably shaped for the intended purpose and is provided with the slide *g* and a series of numbered parallel lines *G'* near its upper portion. The lower end of the slide *g* is also provided with the parallel lines *G²*.

In Fig. 5 is shown one form of device for converting a single-breasted garment into one that is double-breasted, this device comprising a body portion *H*, having at its upper end the slide *h* and at its lower end the slide *h'*. These slides are adjustably connected to the body portion by means of the rivet-and-slot construction before described. In using this portion of the pattern it is only necessary to lay the body portion along the outer edge of the garment-pattern and adjust the slides to correspond therewith.

In the modified form shown in Fig. 8 the

pattern is in all respects identical with that shown in Fig. 1, except as to slight changes in shape, and that by omitting the dress-skirt slides the pattern is adapted for a coat for a man instead of a coat for a woman. In this form the device for making a single-breasted coat double-breasted comprises a single integral strip *H'*, the inner edge of which conforms in shape with the outer edge of the coat-pattern. The outer edge of the strip *H'* is constructed, preferably, as shown, though any shape suitable for the intended purpose may be substituted.

While I have herein shown a preferred form of carrying my invention into effect, yet I do not desire to limit myself to such preferred details of construction, but claim the right to use any and all modifications thereof which will serve to carry into effect the objects to be attained by this invention in so far as such modifications and changes may fall within the spirit and scope of my said invention.

I claim—

A garment-pattern, comprising a main portion having graduated marks thereon to indicate the variations in the size of the garment being marked; a series of slides movably connected thereto, said slides being so arranged as to retain, in their adjusted position, the desired configuration of the garment regardless of the difference in size of the garment being cut; and a supplemental portion adapted to conform with the shape of the front of said main portion, and having slides movably secured to the top and bottom of said supplemental portion, whereby the garment may be converted from a single-breasted into a double-breasted garment, substantially as described.

In witness whereof I have hereunto set my hand in the presence of two witnesses.

GEORGE MACKAY DONALDSON.

Witnesses:

ARTHUR O. CURRY,

WILLARD P. SHAFFNER.