

No. 648,132.

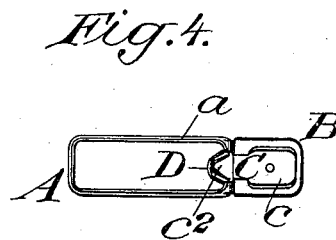
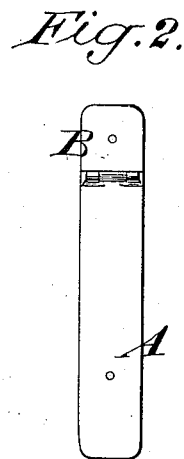

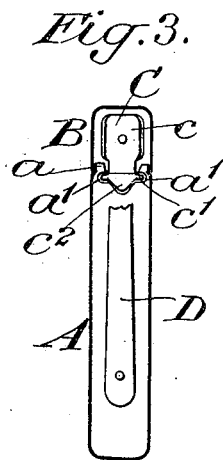
E. OLDENBUSCH.

Patented Apr. 24, 1900.

BOX.

(Application filed Aug. 20, 1897.)

(No Model.)



Witnesses

George Barry Jr.
M. E. Fletcher

Inventor:

Ernst Oldenbusch
by his attorneys
Morris & Luard

UNITED STATES PATENT OFFICE.

ERNEST OLDENBUSCH, OF JERSEY CITY, NEW JERSEY, ASSIGNOR TO
WILLIAM SCHIMPER & CO., OF HOBOKEN, NEW JERSEY.

BOX.

SPECIFICATION forming part of Letters Patent No. 648,132, dated April 24, 1900.

Application filed August 20, 1897. Serial No. 648,857. (No model.)

To all whom it may concern:

Be it known that I, ERNEST OLDENBUSCH, of Jersey City, in the county of Hudson and State of New Jersey, have invented a new and
5 useful Improvement in Boxes, of which the following is a specification.

This invention relates to an improvement in boxes, and more particularly relates to the construction of match-boxes, with the object
10 in view of providing a box which will consist of a very few parts, which will be cheap to manufacture, and which will be strong and durable.

A practical embodiment of my invention is
15 represented in the accompanying drawings, in which—

Figure 1 represents the box in side elevation, the cover being closed. Fig. 2 represents a back view of the same. Fig. 3 represents a vertical transverse section in the plane
20 of the line 3 3 of Fig. 1, the upper portion of the cover-spring being broken away to show more clearly the manner of hinging the cover to the box. Fig. 4 is a top plan view of the
25 box, the cover being shown open and in section; and Figs. 5 and 6 are detail views of the hinge-strap which serves to hinge the cover to the body portion of the box.

The body portion of the box is denoted by
30 A and the cover by B, the said cover being fitted to close the open top of the said body portion. The body portion and cover are preferably made seamless by stamping or drawing the metal which is to form the box
35 into the required shape. The open top of the body portion A is preferably reduced slightly in size to form a suitable shoulder *a*, against which the bottom edge of the cover rests when the cover is closed. The metal
40 of the body portion A of the box is struck outwardly at its back to form oppositely-disposed half-sockets *a'*, opening toward the front of the box on the interior thereof, for the reception of lugs or pintles upon the hinge-
45 strap, to be hereinafter described. The cover is hinged to the body portion by means of a hinge-strap C, the shank *c* of which is riveted or otherwise secured to the back of the cover, the said strap being provided with a pair of
50 laterally-extended lugs or pintles *c'*, which are adapted to enter the half-sockets *a'* in the body

portion of the box. The strap C is further provided with a downwardly and inwardly extended tongue *c²*, which is engaged by the
upper or free end of a spring D, the lower
55 end of which is secured to the body portion at its back, whereby the said cover is held yieldingly open or closed by the engagement of the said spring with the tongue on the strap. This spring also tends to hold hinge-lugs *c'*
60 against rattling within the half-sockets *a'*.

In setting up the box the lugs or pintles *c'* upon the hinge-strap C are first caused to enter the half-sockets *a'* by moving the hinge-
65 pintle backwardly along the interior of the box, and the shank of the strap is then secured within the cover at its back. By this arrangement the cover and body portion are so hinged together that they cannot be displaced, the spring D not being used to hold
70 the parts against removal, but simply to hold the cover yieldingly open or closed, and for the further purpose of preventing rattling, as above described.

It will be seen that the box as above con-
75 structed consists of only the four parts—viz., the body portion, cover, strap and cover-spring—whereby the construction of the box is rendered very simple and inexpensive.

It is evident that slight changes might be
80 resorted to in the form and arrangement of the several parts without departing from the spirit and scope of my invention; hence I do not wish to limit myself strictly to the structure herein set forth; but
85

What I claim is—

A box comprising a metallic body portion having the metal struck outwardly at its back forming oppositely-disposed half-sock-
90 ets opening toward the front of the box on the interior thereof, a hinge-strap provided with laterally-extended lugs or pintles adapted to enter the said half-sockets by a move-
95 ment from the front toward the rear of the interior of the box, a cover and means for attaching the hinge-strap to the cover to lock the cover in its hinged adjustment to the body portion of the box, substantially as set forth.

ERNEST OLDENBUSCH.

Witnesses:

FREDK. HAYNES,
GEORGE BARRY, Jr.