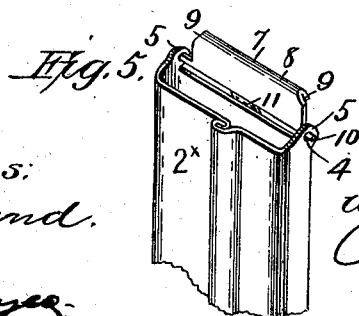
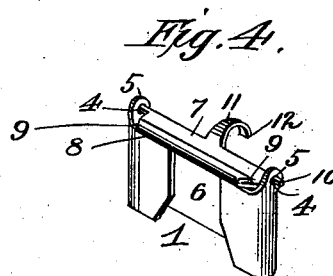
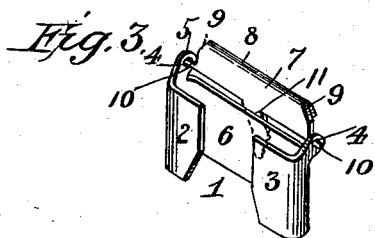
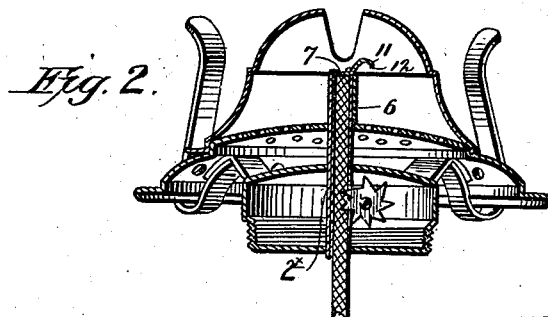
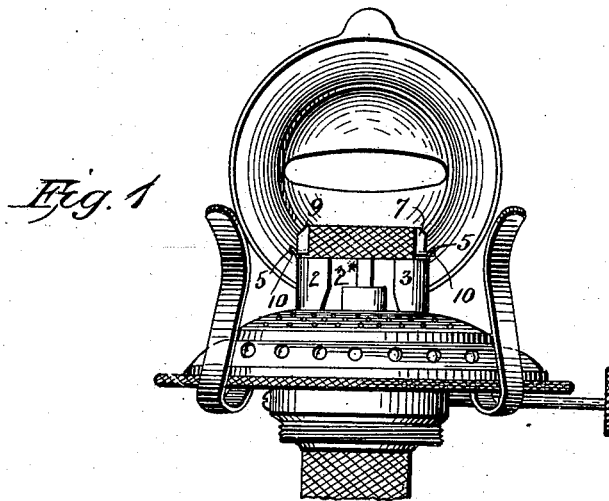


No. 648,290.

Patented Apr. 24, 1900.

W. S. PAIGE.  
LAMP EXTINGUISHER.  
(Application filed Jan. 12, 1900.)

(No Model.)



Witnesses:  
F. L. Orvand.  
E. P. Bunker.

Inventor:  
Winfield S. Paige,  
By Lewis C. Paige & Co.,  
Attorneys.

# UNITED STATES PATENT OFFICE.

WINFIELD SCOTT PAIGE, OF LOWELL, MASSACHUSETTS, ASSIGNOR OF ONE-HALF TO HIRAM A. FOSTER, OF SAME PLACE.

## LAMP-EXTINGUISHER.

SPECIFICATION forming part of Letters Patent No. 648,290, dated April 24, 1900.

Application filed January 12, 1900. Serial No. 1,241. (No model.)

*To all whom it may concern:*

Be it known that I, WINFIELD SCOTT PAIGE, a citizen of the United States, residing at Lowell, in the county of Middlesex and State of Massachusetts, have invented new and useful Improvements in Lamp-Extinguishers, of which the following is a specification.

My invention relates to combined lamp-extinguishers and wick-trimming guides particularly designed for use with kerosene or other wick-lamps; and one object of the same is to provide a simple and efficient device of this character which will automatically extinguish the lamp whenever the wick is lowered so that its upper edge is on a line with the upper edge of the wick-tube and which will not interfere with the raising and lowering of the wick or the burning of the lamp under normal conditions.

Another object is to so form the extinguishing-plate that it may serve as a guide in trimming the wick.

I attain these objects by means of the construction shown in the accompanying drawings, which form a part of this specification, and in which—

Figure 1 is a front elevation of a lamp-burner, showing my invention applied. Fig. 2 is a transverse section of the same. Figs. 3 and 4 are perspective views, and Fig. 5 is a perspective view showing my invention as applied to an ordinary wick-tube.

As shown in Figs. 1, 2, and 5, my device consists of a sheet-metal clasp 1, made of the desired size to fit a wick-tube 2 of ordinary construction. This clasp may be made of resilient or spring metal and the ends bent to form spring-arms 2 3, which hold the extinguisher firmly on the wick-tube of an ordinary lamp. On the upper edge of this clamp pintle-bearings 4 are formed in ears 5, cut from the metal of which the clasp is formed, said pintle-bearings being located substantially on the line of the rear wall 6 of the clasp. The pintle-bearings 4 are also located at a slight distance above the upper edge of the clasp, for a purpose which will be hereinafter explained.

The extinguisher-plate 7 consists of a flat sheet-metal plate having its front edge 8 bent backward to overlap or lie upon the plate 7 and having its front corners properly rounded off at 9 to serve as a wick-trimming guide.

Pintles 10 are formed on the rear corners of said plate, and these pintles are seated loosely in the bearings 4. At the center of the rear edge of the plate 7 a stop or projection 11 is formed on said plate and is curved to the required degree to bear at its end 12 on the outer surface on the rear wall 6 of the clasp when the extinguisher-plate is thrown upward by the lamp-wick.

The plate 7 is pivoted to the bearings 4 at a slight distance above the upper edge of the clasp in order that the plate may fall by gravity to extinguish the lamp when the wick is turned down to a position in line with the upper edge of the wick-tube, and the front edge 8 is given sufficient weight by the bent flange at that point to insure a gravity-closure. When the wick is raised beyond the upper edge of the extinguishing-plate, the stop or projection 11 prevents the plate from assuming a position beyond the center of gravity on the rear side of the clasp. The doubled front edge 8 of the extinguisher-plate also forms a smooth surface which serves as an efficient guide in trimming the wick.

The extinguishing-plate may be attached directly to the wick-tube, as shown in Fig. 5, and the pintle-bearings may be formed in ears cut from the wick-tube in a manner which will be readily understood without further description.

Having thus fully described my invention, what I claim is—

A lamp-extinguisher and wick-trimming guide comprising a plate having one of its edges doubled upon itself to form a weight for the plate and having rounded corners to serve as a wick-trimming guide, said plate having pintles at the corners of the edge opposite the doubled portion, and a central curved stop, in combination with a clasp to engage the outer sides of the wick-tube, said clasp having pintle-bearings rising above its rear corners for the pintles on the extinguisher-plate, substantially as described.

In testimony whereof I have hereunto set my hand in presence of two subscribing witnesses.

WINFIELD SCOTT PAIGE.

Witnesses:

WILLIAM S. MARSHALL,  
JOHN F. HASKELL.