

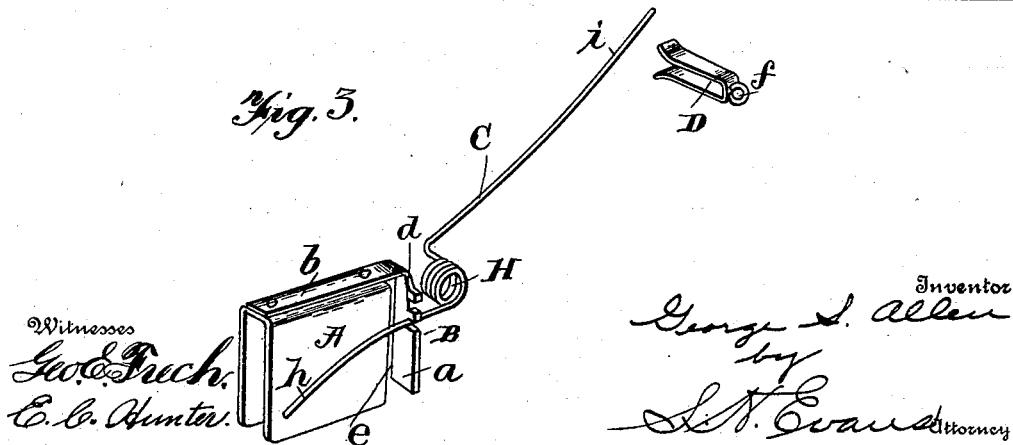
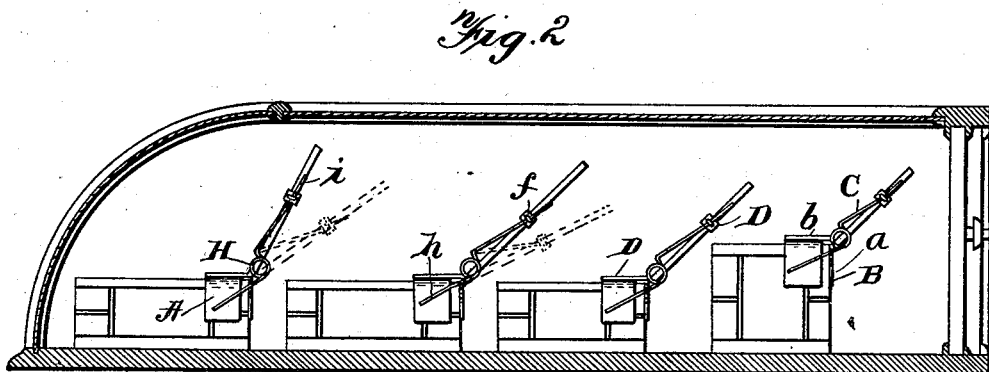
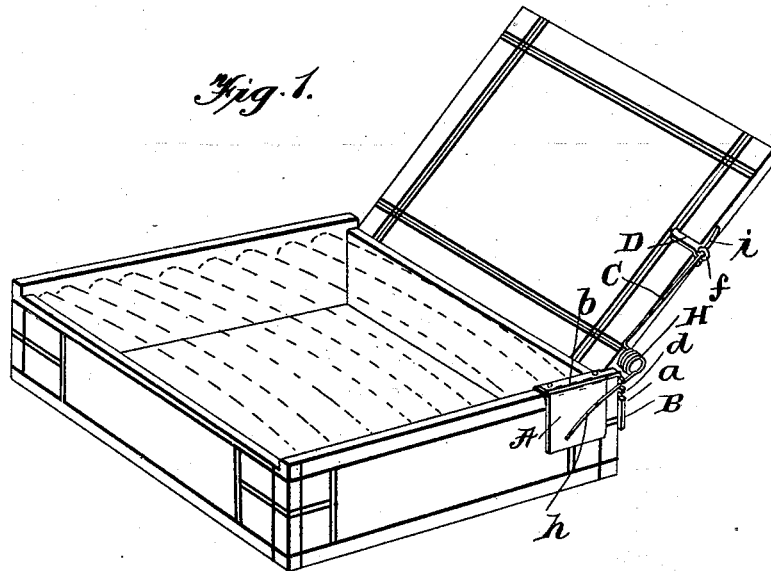
No. 648,326.

Patented Apr. 24, 1900.

G. S. ALLEN.  
BOX LID SUPPORT.

(Application filed Jan. 8, 1900.)

(No Model.)



# UNITED STATES PATENT OFFICE.

GEORGE S. ALLEN, OF MONTPELIER, OHIO.

## BOX-LID SUPPORT.

SPECIFICATION forming part of Letters Patent No. 648,326, dated April 24, 1900.

Application filed January 8, 1900. Serial No. 673. (No model.)

*To all whom it may concern:*

Be it known that I, GEORGE S. ALLEN, a citizen of the United States, residing at Montpelier, in the county of Williams and State of Ohio, have invented certain new and useful Improvements in Box-Lid Supports, of which the following is a specification.

My invention relates to improvements in box-lid supports, and pertains to an attachment adapted to be connected with a box and its top for yieldingly supporting the top at different angles, whereby the top can be turned entirely back for permitting free access thereto, all of which will be fully described hereinafter, and particularly referred to in the claims.

In the accompanying drawings, Figure 1 is a perspective view of an end of a box, showing my attachment applied thereto. Fig. 2 is a cross-sectional view through a case containing a plurality of display-boxes, such as cigar-boxes, and illustrating the manner of operating the invention. Fig. 3 is an enlarged detached perspective view of my invention.

My invention is particularly adapted to be used in connection with cigar-boxes which have their covers opened and placed in a case for displaying the contents thereof, the invention being so constructed as to permit the operator to have ready and free access to the cigars or contents of any of the boxes by depressing the lid downward, as shown in the dotted lines, Fig. 2.

The common practice of cigar-dealers in exhibiting cigars within a case, show-window, and similar places is to support the lid in an open position at the desired angle by driving a small nail or tack through the lower outer edge of the cover and into the adjacent upper edge of the back of the box. The difficulties are particularly that it is difficult to have the lids of the boxes placed in a row at the same angle, which is desirable for the purpose of making a uniform appearance of the several boxes. The greatest difficulty, however, is that the lids are rigidly supported in their open position, so that when several boxes are placed one in front of the other in a show-case or similar holder, as shown in Fig. 2, it is exceedingly difficult for the dealer to reach over the rigidly-supported lids or

tops of the boxes to remove from any one of the boxes the contents thereof as selected by the customer. The dealer must either support or entirely remove the lids by tearing them from the box, which might be a violation of law. When they are torn from the box, the inner side of the lid (which invariably contains the name of the brand of the cigar) is also removed, making it more difficult for the customer to select his particular brand of cigar.

Bearing these difficulties in mind, the object of my invention is to provide a simple attachable lid-support which will enable the dealer to support the lids at the desired inclination and uniformly throughout a row and in such a manner as will permit the dealer ready and free access to the contents of any box from which a customer may select to purchase, and thereby leaving the brand of cigar clearly in view of the customer and presenting a show-case more attractive than one where the lids are removed.

Referring now to the drawings, the box attachment consists of a U-shaped clasp A, having a rearwardly-projecting L-shaped member B, the depending stem *a* of the L-shaped portion extending downward at one of the rear corners of the box, as illustrated in Figs. 1 and 2, and the upper horizontal stem *b* attached to the upper edge of the U-shaped clasp A. This U-shaped clasp A is adapted to embrace one end of the cigar-box, near the rear edge thereof, as clearly illustrated, and the outer edge of the depending portion *a* of the L-shaped arm is provided with a plurality of notches *d*, which constitute a plurality of vertically-arranged supporting-shoulders adapted to receive and support the lid-supporting connection for the purpose of effecting an adjustment of the lid in the manner to be described hereinafter.

I here show the L-shaped portion B as made separate from the clasp A, with one arm or stem thereof attached thereto by soldering, riveting, or otherwise; but it will be readily understood that this L-shaped portion may be formed as a part and integral with the clasp A without in any manner affecting my invention. As here shown also, there is a vertical space or slat *e* between the depending portion *a* and the clasp A, and this slat

is formed at both sides of the clasp. It will be understood, however, that the slot need only be at the inner side of the clasp for permitting the passage of the back of the box  
5 in placing the box attachment in position thereon.

A lid attachment is connected to the lid, and this attachment D is here shown in the form of a U-shaped clasp adapted to embrace  
10 the adjacent edge of the lid, and this U-shaped clasp is provided with an eye *f*. However, it will be readily understood that instead of having a clasp like that here shown some other form of attachment may be provided  
15 with an eye without affecting the spirit of my invention.

The means of supporting the lid consists of a vertically-adjustable flexible wire C, which has its lower end *h* rigidly connected to the  
20 outer side of the clasp A in any desired manner and its upper end *i* adapted to pass through the eye of the lid attachment D. This wire is provided with a spring-coil H at a point intermediate its ends and situated  
25 just beyond the rear end of the box attachment, and the wire is adapted to be engaged in any one of the vertical series of notches *d* for the purpose of adjusting it vertically and varying the angle at which the lid is sup-  
30 ported, according to the position of the wire in any of the said notches, as will be readily understood. The coil between the ends of the wire permits the lid to be pressed down-  
ward, as shown in Fig. 2, for the purpose of  
35 permitting the dealer to have free access to the contents of any one or more of the said boxes.

From the above description it will be seen that I have provided a very simple and cheap  
40 attachment for supporting the lids of cigar or other boxes at a desired and uniform inclination and which also permits the dealer to have free access to any one of the plurality of boxes which are placed one in front of the other  
45 within a holder for exhibition purposes.

Having thus described my invention, what I claim, and desire to secure by Letters Patent, is—

1. A box-lid support comprising a box attachment, and a vertically-adjustable flexible  
50 box-lid-supporting connection having one end connected with the box attachment and the opposite end connected with the lid, substantially as described.

55 2. A box-lid support comprising a box attachment, a vertical movable flexible lid-support having one end connected with the box

attachment, and its opposite end connected with the box-lid, and adjustable means situated between the ends of said flexible connection, and adapted to hold it at various elevations, to regulate the handle of the box-lid,  
60 substantially as described.

3. A box-lid support comprising a box attachment, a vertically-adjustable and flexible  
65 box-lid support having one end connected with the box attachment, one of said members constructed to hold the lid-support at various elevations, and the upper and free end of the said lid-support adapted to be connect-  
70 ed with the lid, substantially as described.

4. A box-support comprising a box attachment, a lid attachment, a wire having one end rigidly connected with the box attachment, and its opposite end in loose engagement with  
75 the lid attachment, having a plurality of vertically-arranged supporting-shoulders for engagement with the wire between its ends, substantially as described.

5. A lid-support comprising a box attachment, a lid attachment, a wire having one end rigidly connected with the box attachment, and its opposite ends in loose engagement with the lid attachment, the box attachment  
80 provided with a vertical series of supporting-shoulders for engagement with the said wire between its ends, and the said wire provided with a coil at a point beyond the said supporting-shoulders, substantially as described.

6. A lid-support comprising a box attachment having a vertically-arranged member with a plurality of vertically-arranged supporting-shoulders, a lid attachment, a wire having one end rigidly attached to the box attachment, and its opposite end in loose  
90 engagement respectively with either of the said vertically-arranged shoulders, substantially as described.

7. A lid-support comprising a box attachment consisting of a clasp adapted to engage  
100 one end of the box, said clasp having a vertically-arranged series of supporting-shoulders, a lid attachment, and a wire having one end rigidly connected with the box-clasp, its opposite end in loose engagement with the lid  
105 attachment, and adapted to be respectively engaged with either of said shoulders, substantially as described.

In testimony whereof I affix my signature in presence of two witnesses.

GEORGE S. ALLEN.

Witnesses:

J. S. INGRAM,

ALLEN B. WORCESTER.