

No. 648,421.

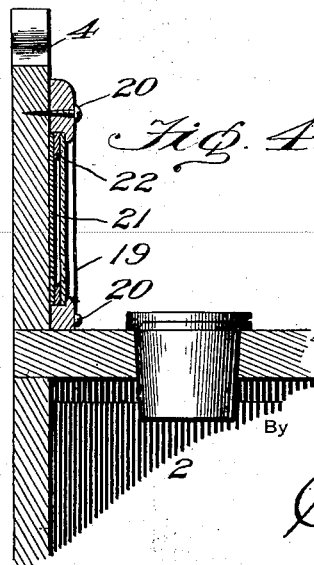
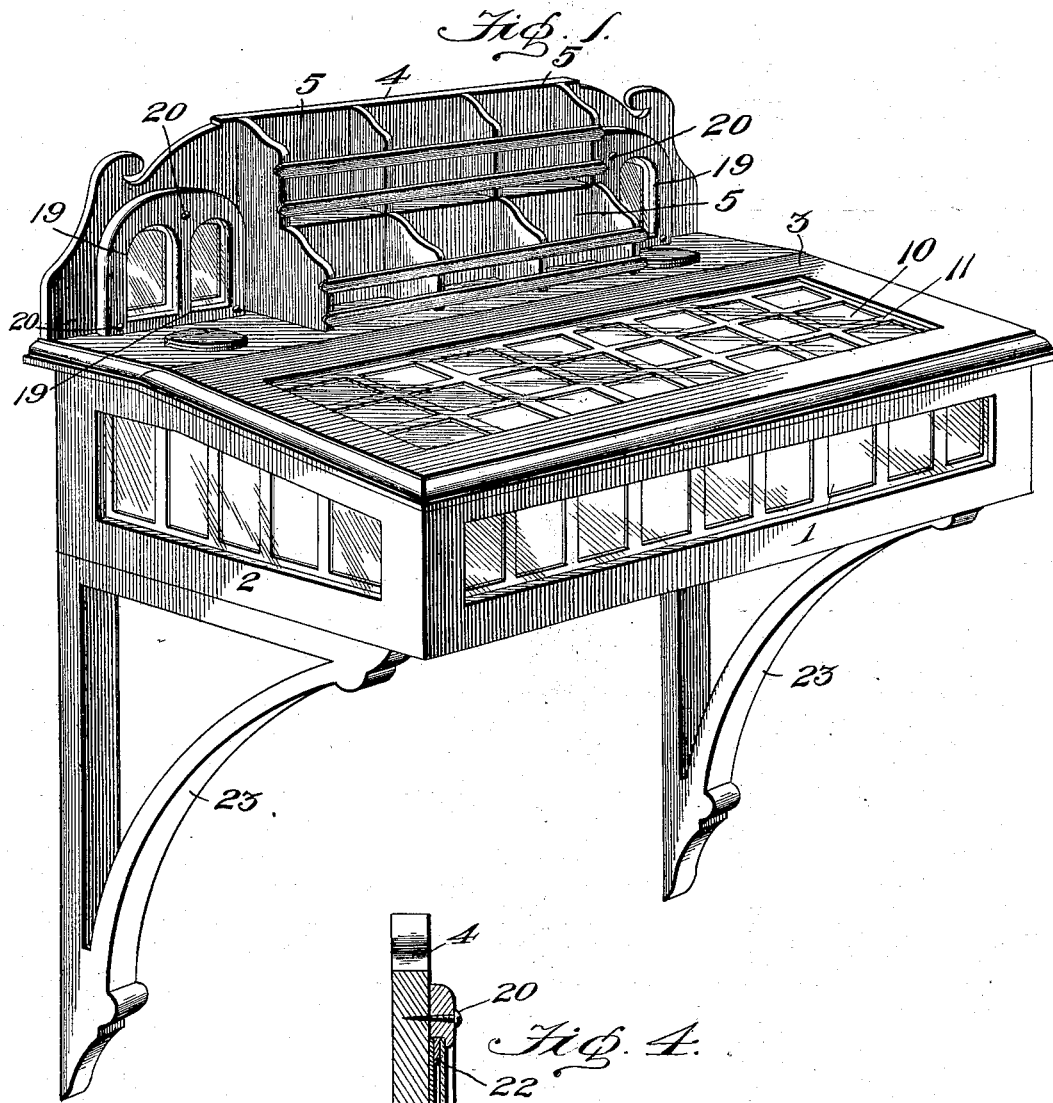
Patented May 1, 1900.

G. T. MOORE & E. S. SHOOP.
COMBINED WRITING AND ADVERTISING DESK.

(Application filed Jan. 9, 1900.)

(No Model.)

2 Sheets—Sheet 1.



Witnesses
Am. North,
R. M. Smith,

George T. Moore,
Edward S. Shoop,
Inventors

By
E. J. Siggers
Attorney

No. 648,421.

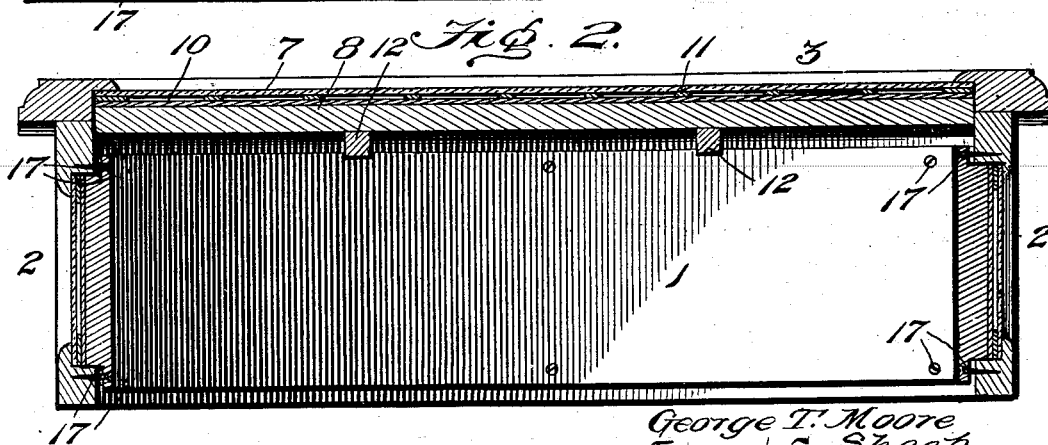
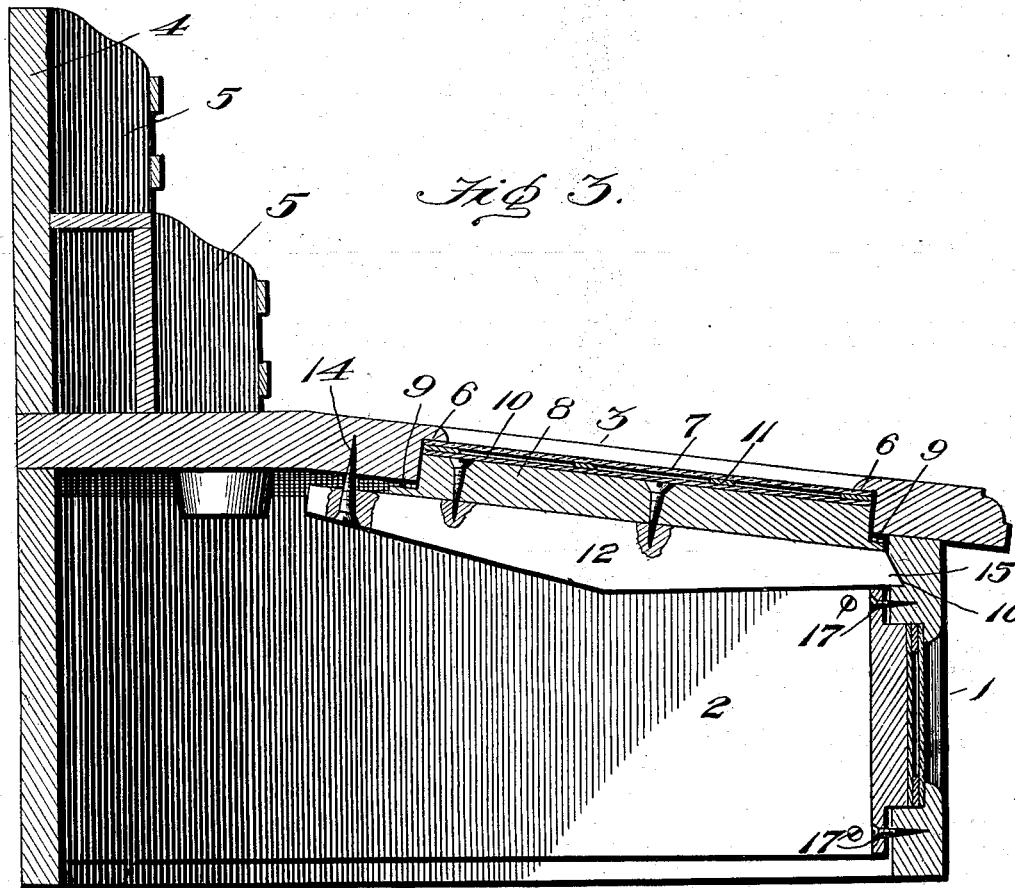
Patented May 1, 1900.

G. T. MOORE & E. S. SHOOP.
COMBINED WRITING AND ADVERTISING DESK.

(Application filed Jan. 9, 1900.)

2 Sheets—Sheet 2.

(No Model.)



George T. Moore
Edward S. Shoop
Inventors

By

E. J. Siggers

Attorney

Witnesses

Wm. Leath.
R. M. Smith.

UNITED STATES PATENT OFFICE.

GEORGE T. MOORE AND EDWARD S. SHOOP, OF HOUSTON, TEXAS.

COMBINED WRITING AND ADVERTISING DESK.

SPECIFICATION forming part of Letters Patent No. 648,421, dated May 1, 1900.

Application filed January 9, 1900. Serial No. 901. (No model.)

To all whom it may concern:

Be it known that we, GEORGE T. MOORE and EDWARD S. SHOOP, citizens of the United States, residing at Houston, in the county of Harris and State of Texas, have invented a new and useful Combined Writing and Advertising Desk, of which the following is a specification.

This invention relates to combined writing and advertising desks or cabinets; and the object in view is to produce a novel article of the character referred to embodying one or more panel-frames each of which is provided with a back removably fastened in place, enabling an advertising-sheet and dividing-mat, &c., to be advantageously and attractively displayed, so as to command the attention and observation of a person utilizing the desk for writing purposes.

The detailed objects and advantages of the invention will fully appear in the course of the ensuing description.

The invention consists in a combined writing and advertising desk or cabinet embodying certain novel features and details of construction and arrangements of parts, as hereinafter described, illustrated in the drawings, and incorporated in the claims.

In the accompanying drawings, Figure 1 is a perspective view of a desk or cabinet constructed in accordance with the present invention. Fig. 2 is a vertical longitudinal section through the same. Fig. 3 is a vertical transverse section taken in line with one of the supports. Fig. 4 is a detail vertical section taken transversely through one of the superimposed panel-frames, showing the manner of connecting to the extension-backboard.

Similar numerals of reference designate corresponding parts in all the figures of the drawings.

The combined writing and advertising desk or cabinet contemplated in this invention may be manufactured in various sizes, of any suitable material, and is specially designed for use in banks, hotels, express-offices, and other public places wherever practicable, being adapted to contain such articles as pens, ink, cards, time-tables, &c., also to display in a neat and attractive manner a variety of advertising matter—such as business-cards, &c.—

and also to serve as an efficient desk for writing purposes.

Referring to the drawings, the desk will be seen to comprise a front, back, ends, and writing-bed. The front (indicated at 1) consists of a panel-frame, and also the ends (indicated at 2) are constructed in the form of panel-frames. The top or writing-bed 3 is also in the form of a panel-frame and inclines or slopes downward toward the front to give the proper pitch thereto for writing purposes. The article is also provided with an extension-back-board 4, which projects a suitable height above the top of the desk proper, and said extension-board is provided upon its front side with a plurality of pockets or compartments 5 for the reception of various articles, such as pens, pencils, business-cards, time-tables, &c.

The writing-bed 3 is composed, preferably, of a rectangular open-center panel-frame, and the said frame is rabbeted upon its inner or lower side, as shown at 6, to receive a transparent panel or sheet of glass 7, which is thus removably mounted in the panel-frame. The glass is maintained in position by means of a removable back 8, the edge of which is rabbeted, as indicated at 9, in order to enable a portion of the back to fit into the opening of the panel-frame and into the rabbet thereof, while another portion, constituting the edge of the back, is adapted to overlap the rear side of the panel-frame in order to secure a neat fit.

Between the back 8 and the glass panel is arranged an advertising-sheet 10, upon which may be printed business-cards and other matter of an advertising nature. The advertising-sheet may be either of cardboard or metal or any suitable material. Between the advertising-sheet 10 and the glass panel is interposed a mat 11, which is provided with a number of openings through which the individual advertisements are displayed. This mat not only serves as a divider for separating and individually framing the several advertisements, but it also performs the function of a cushion for the glass, which is supported on various longitudinal and transverse lines thereby.

Supports 12, in the form of bars or strips of wood or other material, are permanently secured to the lower surface of the panel-back

and extend transversely thereof. These supports project at one end beyond one side or edge of the panel-back to receive independent securing devices 14, which are inserted into the inner side of the panel-frame for fastening the projecting ends of the supports to the panel-frame. These securing devices are preferably in the form of screws, which will enable the panel-back to be drawn toward the panel-frame for the purpose of exerting the necessary pressure upon the advertising-sheet and the dividing-mat, so as to effect a close contact between said parts and the glass panel and exclude dust, &c. It also enables the glass panel to be pressed tightly within the frame, so as to prevent any moisture from getting beneath the glass and soiling or disfiguring the mat and advertising-sheet. The supports 12, at their opposite ends, are extended slightly beyond the panel-back and provided with acute-angled tenons 15, which fit into notches 16 in an adjacent panel-frame, the said supports being shown as terminally seated in the upper portion of the front panel-frame.

Each of the front and end panels is constructed in substantially the manner above described; but the panel-backs thereof are preferably held in place by means of fasteners in the form of screws 17, passing through the edges of the panel-back where such edges overlap the inner surface of the panel-frame, thus doing away with the supports 12. Said supports are, however, important as far as the upper panel-back is concerned, for the reason that they serve, in addition to the purposes above set forth, to reinforce, strengthen and brace the writing-bed. The front panel-back underlies the forward edges of the supports 12 and serves as a rest and additional support therefor.

A pair of superimposed panel-frames are employed, each being provided with a plurality of openings 19 and secured to the front side of the extension-backboard by means of screws or other suitable fasteners 20. Within said upper panel-frames are arranged advertising-sheets 21 and division and cushioning mats 22, similar in arrangement and purpose to the corresponding parts described above.

It will thus be seen that we have provided a simple, neat, and attractive combination writing-desk or cabinet in which advertising matter may be advantageously displayed without interfering with the efficiency of the article as a desk. The several parts are conveniently arranged for access, and whenever it is desired to change a business-card or a portion of the advertising matter or to arrange a new advertising-sheet beneath the glass panel the panel-back may be readily removed from the under side of the desk, which is left open for that purpose. The desk may be placed upon a hotel counter or reading-table or other horizontal support, or it may be mounted upon one or more brack-

ets 23, secured to a wall or other vertical support, accordingly as occasion may require.

By reference to Fig. 3 of the drawings it will be noted that the back for the vertical panel which is provided in the front of the advertising-desk is disposed below the notches or seats 16, that are formed in said front below the inclined top of the desk. The cross-bars 12 have their front ends fitted in the seats or notches, so as to be supported by the desk-front, while the other or rear ends of said cross-bars are secured by separate fasteners to the desk-top. The lower edges of the cross-bars 12 are inclined in downward directions from the plane of the notches or seats 16, and the back for the front panel-frame is arranged for its upper edge to engage with the lower inclined edges of the cross-bars 12. Although the panel-back for the desk-front is fastened in place by suitable means, the inclined edges of the cross-bars are adapted to exert a wedging action on the vertical panel-back in a manner to hold the latter in place and prevent the same from getting out of position in case the screws 17 should work loose.

In our invention the combined mat and cushion which is interposed between the panel-back and the transparent front of the advertising-frame is formed by a plurality of webs disposed at right angles to each other and forming the boundaries for a large number of viewing-openings adapted to expose the printed or ornamented faces of a plurality of advertising-cards or other media which are interposed between the reticulated mat and the panel-back. This mat, in conjunction with the transparent front or pane and the panel-back, serves to clamp or confine the advertising media securely in place within the panel-frame, and at the same time the edges of the cards or other advertising media are concealed by the webs of the reticulated mat, thus making provision for easy removal of certain of the cards and the interchange thereof with other cards bearing different advertisements.

Having thus described the invention, what is claimed as new, and desired to be secured by Letters Patent, is—

1. An advertising-desk comprising a horizontal frame in the form of an open panel and provided on its under side with the notched seats, 16, a panel-back fitted in said open panel, the cross-bars, 12, fitted at one end in and upheld by the seats and engaging with the panel-back, and fasteners engaging with the other ends of the cross-bars and with the panel-frame, for the purpose described, substantially as set forth.

2. A frame for an advertising-desk having a top in the form of an open panel, a front lying at an angle to the top and also in the form of an open panel, and notched seats in the front and above the panel-opening therein, combined with a panel fitted in the panel-opening of the top, cross-bars having one end

thereof occupying the seats and provided with the lower inclined edges, a vertical panel-back fitted in the panel-opening of the front and engaging at its upper edge with the lower 5 inclined edges of the cross-bars, and fasteners arranged to secure the free ends of the cross-bars to the frame-top, as set forth.

3. In a desk of the class described, the combination of a rabbeted panel-frame, a trans- 10 parent panel therein, a panel-back, transverse bars fast with the panel-back and having at one end a detachable fulcrum connection with a part of the desk at a point beyond the panel-back, and fasteners which adjust-

ably connect the other ends of said bars to 15 the panel-frame, whereby the bars may turn on their fulcrum connections and force the panel-back into the panel-frame to firmly clamp the contents thereof, as set forth.

In testimony that we claim the foregoing as 20 our own we have hereto affixed our signatures in the presence of two witnesses.

GEORGE T. MOORE.
EDWARD S. SHOOP.

Witnesses:

FRED LACY,
H. H. JONES.