

No. 649,470.

Patented May 15, 1900.

A. NAEHER.
SUSPENDERS.

(Application filed Jan. 2, 1900.)

(No Model.)

Fig. 1.

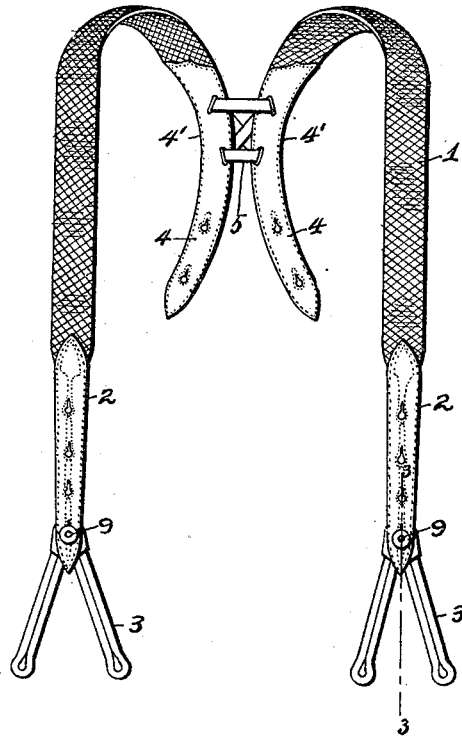


Fig. 2.

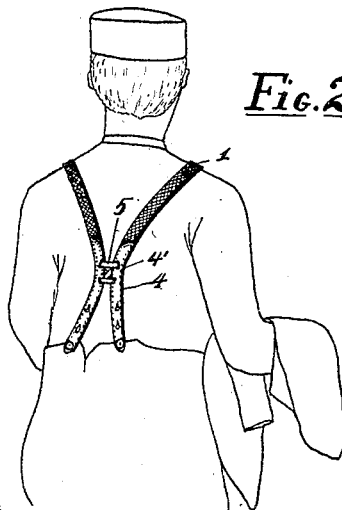
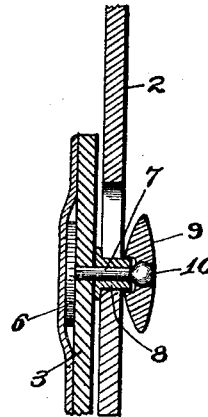


Fig. 3.



Witnesses,

G. L. Bufer
H. J. Mark

Inventor,

Adolph Naehner
Emil Storer Atty.

By

UNITED STATES PATENT OFFICE.

ADOLPH NAEHER, OF ST. LOUIS, MISSOURI.

SUSPENDERS.

SPECIFICATION forming part of Letters Patent No. 649,470, dated May 15, 1900.

Application filed January 2, 1900; Serial No. 115. (No model.)

To all whom it may concern:

Be it known that I, ADOLPH NAEHER, a citizen of the United States, residing at St. Louis, in the State of Missouri, have invented certain new and useful Improvements in Suspenders, of which the following is a full, clear, and exact description, reference being had to the accompanying drawings, forming a part hereof.

My invention has relation to improvements in suspenders; and it consists in the novel arrangement and combination of parts more fully set forth in the specification and pointed out in the claim.

In the drawings, Figure 1 is a perspective view of my improved suspenders. Fig. 2 is a rear view thereof as applied to the back of the wearer; and Fig. 3 is a sectional detail along the line 3 3 of Fig. 1, taken through the stud and button carried at the meeting ends of the front tabs.

The object of my invention is to provide a pair of suspenders which can be readily adjusted according to the length of the trousers of the wearer and which are so constructed as to permit of an infinite variety of movements on the part of the wearer without experiencing the least discomfort under the circumstances. The present device permits of a free swinging of the arms, of a free stooping of the body, and raising of the shoulders, all of which the wearer can indulge in freely, the suspender-straps readily conforming and responding thereto under all circumstances.

In detail the device may be described as follows:

Referring to the drawings, 1 represents the shoulder-straps, made preferably of web elastic, the forward ends of which terminate in leather buttonhole extensions 2, along which the buttonhole-tabs 3 are adjustable. The rear ends of the straps terminate in leather buttonhole extensions 4, each having a concave portion 4', the portions 4' being connected together by cross-lacing 5, the latter being substantially confined to the points of divergence between the portions 4'—that is to say, to the apices of the concavities. This arrangement allows for the free and independent movement of each strap according to the positions the body of the wearer may assume,

the concavities 4' escaping, and thus relieving pressure upon the shoulder-blades, thereby permitting the free swinging of the arms of the wearer without serious inconvenience.

The upper meeting ends of the tabs 3 are provided with a stud 6, having a shank or stem 7, over which is passed an antifriction-roller 8, the free end of the stem carrying a button 9, the connection between the stem and button being effected by a ball-and-socket joint 10, thereby permitting a universal movement of the button about the stem and facilitating the insertion of the former through the buttonhole of extension 2. The head of the stud 6 is completely covered by the front and rear leather faces of the meeting ends of the tabs 3, as best seen in Fig. 3.

While I have shown the extensions or terminals 4 provided with buttonholes through which the rear buttons of the trousers are passed, it is apparent that I may provide the said extensions with buttonhole-tabs of material different from that of which the extensions are made.

By providing the front extensions 2 with buttonholes, as described, it is apparent that in removing or letting down the trousers the tabs can be readily detached from the suspenders, thus minimizing the amount of labor involved and time consumed in their removal over that at present involved in suspenders of the old type, where the tabs are permanently secured to the straps and where the tabs must be uncoupled from each pair of front buttons carried by the trousers.

The concavities of the portions 4 have the effect of bringing the connection between the straps out of contact with the shoulder-blades, permitting the free movement of the latter with any swinging of the arms, the lacing 5 allowing for the free longitudinal movement of either strap according to the position assumed by the wearer in stooping, reaching, or the like. It is apparent, of course, that many changes might be made in the details without departing from the spirit of my invention.

Having described my invention, what I claim is—

In a pair of suspenders, buttonhole-tabs

having a stud at their meeting ends; a stem
forming a part of said stud, an antifriction-
roller mounted on said stem for the reception
of the buttonhole formed in the forward end
5 of the strap, a terminal button carried by the
stem, and connected thereto by a ball-and-
socket joint, substantially as set forth.

In testimony whereof I affix my signature
in presence of two witnesses.

ADOLPH NAEHER.

Witnesses:

EMIL STAREK,
GEO. L. BELFRY.