

No. 649,764.

Patented May 15, 1900.

W. SCHMIDT.

CLASP FOR ENVELOPS, WRAPPERS, BOXES, OR THE LIKE.

(Application filed Dec. 21, 1899.)

(No Model.)

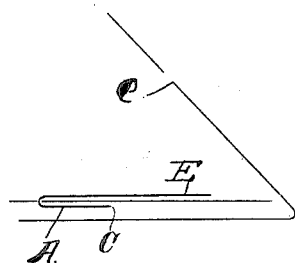


Fig. 1.

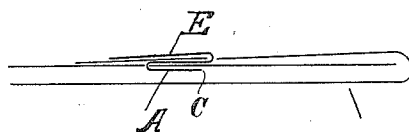


Fig. 2.

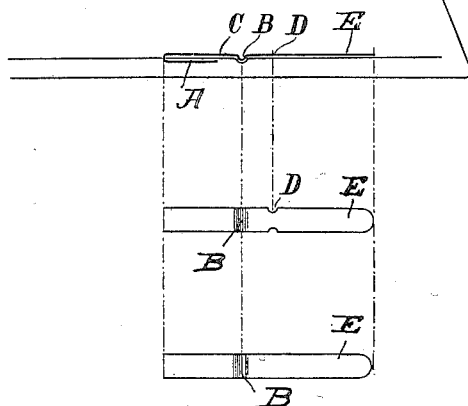


Fig. 3.

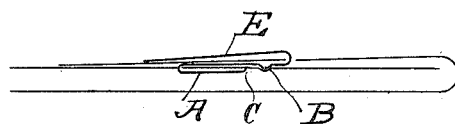


Fig. 4.

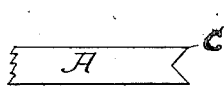


Fig. 5.

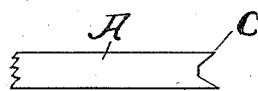


Fig. 6.

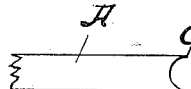


Fig. 7.

Witnesses:  
James R. Mansfield.  
Wm. C. Sullivan.

Inventor:  
Werner Schmidt.  
By:  
Alexander & Lowell  
Attorneys.

# UNITED STATES PATENT OFFICE.

WERNER SCHMIDT, OF ELBERFELD, GERMANY.

## CLASP FOR ENVELOPS, WRAPPERS, BOXES, OR THE LIKE.

SPECIFICATION forming part of Letters Patent No. 649,764, dated May 15, 1900.

Application filed December 21, 1899. Serial No. 741,168. (No model.)

*To all whom it may concern:*

Be it known that I, WERNER SCHMIDT, a subject of the King of Prussia, Emperor of Germany, residing at Elberfeld, in the Kingdom of Prussia, German Empire, have invented certain new and useful Improvements in Clasps for Envelops, Wrappers, Boxes, or the Like, (for which I have applied for a patent in Germany, dated October 31, 1899,) of which the following is a specification.

This invention is an improved fastener or clasp for envelops and like packages; and it consists in the novel construction of the device hereinafter described and claimed.

Referring to the drawings, Figure 1 shows the clasp applied to an envelop before sealing. Fig. 2 is a view showing the same sealed. Fig. 3 is a view of the preferred form of clasp in side and plan. Fig. 4 is another view of the clasp in Fig. 3 closed. Figs. 5, 6, and 7 are details.

The clasp is formed of a straight strip of flexible metal bent upon itself at one end to form a hook A, which is inserted in the body of the envelop, as shown. The outer end or tongue E of the strip is adapted to be passed through an opening e in the envelop-flap and then bent down to seal the same, as in Figs. 2 and 4, the clasp then resembling a flattened S. The end of hook A is preferably notched, as shown in Figs. 5, 6, and 7, to form points C, adapted to be bent upward into engagement with the body of the envelop, as indicated in Fig. 4, to fasten the clasp more securely in place, and as a further means of holding the clasp in place its outer portion is

indented, as at B, so as to crimp it into the body of the envelop, as shown, and to facilitate bonding of tongue E at the proper point the clasp may be notched, as at D. The clasp thus formed and applied remains securely in place and is very simple, inexpensive, and efficient.

Having thus described my invention, what I therefore claim as new, and desire to secure by Letters Patent, is—

1. An envelop-clasp consisting of a strip of flexible metal, having a hooked end attached to the body of the envelop, and its other end adapted to be passed through the flap of the envelop and bent upon the other portion of the clasp, the clasp resembling a flattened S, when closed, substantially as described.

2. A clasp for envelops resembling a flattened S when closed, and formed of a metal strip having an attaching-hook A provided with points C, and indent B, and a sealing-tongue E, substantially as and for the purpose described.

3. The herein-described sealing device formed of a strip of flexible metal having one end bent into a hook A provided with points C, and indent B to fasten it to the body of the envelop, and its other end forming a sealing-tongue E, notched at D, for the purpose and substantially as described.

In testimony whereof I have hereunto set my hand in the presence of two witnesses.

WERNER SCHMIDT.

Witnesses:

J. A. RITTERSHAUS,  
OTTO KÖNIG.