

No. 649,830.

Patented May 15, 1900.

L. K. FORSYTHE.
FENCE POST.

(Application filed Sept. 27, 1899.)

(No Model.)

Fig. 1.




Fig. 2.


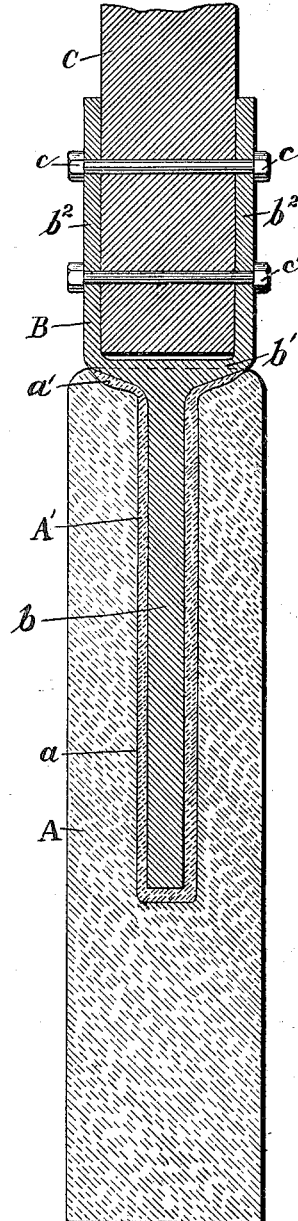


Fig. 3.



Witnesses:

H. S. Austin.
James R. Mansfield.

Inventor:

Lee H. Forsythe.
By: Myander F. Towell
Attorneys.

UNITED STATES PATENT OFFICE.

LEE K. FORSYTHE, OF BATTLE CREEK, MICHIGAN.

FENCE-POST.

SPECIFICATION forming part of Letters Patent No. 649,830, dated May 15, 1900.

Application filed September 27, 1899. Serial No. 731,826. (No model.)

To all whom it may concern:

Be it known that I, LEE K. FORSYTHE, of Battle Creek, in the county of Calhoun and State of Michigan, have invented certain new and useful Improvements in Fence-Posts; and I hereby declare that the following is a full, clear, and exact description thereof, reference being had to the accompanying drawings, which form part of this specification.

10 This invention is an improvement in sectional fence-posts, in which the base is made, preferably, of artificial stone or cement and the top preferably of wood, thus combining durability with lightness and economy.

15 The invention is particularly useful in marshy regions where wooden posts would soon decay and in those places where timber is scarce and wooden posts consequently dear.

20 The object of the invention is to produce an improved post which can be very cheaply made and will be durable in construction.

My post in brief consists of a base having a central socket, a yoke having a tang fitted in said socket and secured therein by cement, 25 and a post supported by the yoke slightly above the upper end of the base, the object being to enable the bases to be molded separately from the yokes or post-attaching devices and to so construct the parts that when 30 the yokes are attached to the bases the yoke-tangs will be in the center of the bases and consequently I will have the greatest amount of material exterior to the yoke-tangs, and hence the stiffest possible support therefor. 35 The yokes, bases, and posts may be all made separately, in quantities if desired, at different places, and they may be assembled and put together at the point of use, if preferred, or the complete post may be made and transported as an entity. 40

The invention therefore consists in the post hereinafter described and claimed, and illustrated in the accompanying drawings, wherein—

45 Figure 1 is a front view of the post. Fig. 2 is a side view, and Fig. 3 is a vertical sectional view.

Referring to the drawings, A designates a base, preferably formed of cement and molded into proper form by any suitable machinery or in any suitable way, with a central socket *a* therein extending through one end

thereof, the upper end of the post being preferably recessed, as at *a'*, at the upper end of the socket. 55

B designates a bifurcated holder, the tang *b* of which is inserted in the socket *a* of the base, while the horizontal portions *b'* of the bifurcations, at the junctions thereof with the tang, are respectively seated in the recess *a'* 60 at the upper end of the base, where this recess is used. After the base is formed the yokes B, which are preferably of metal, are inserted in place and fluid cement A' is poured around the same, filling the socket and recess 65 in the base A and securely fastening the yoke to the base.

In some cases the top of the base may be left flat and the horizontal part *b'* of the yoke may be permitted to rest directly on the top 70 of the base; but I think the construction shown is preferable, as it more effectually prevents twisting of the yoke in the base and gives it a more firm support thereon.

The vertical parts *b''* of the bifurcations of the yoke are adapted to embrace between 75 them the lower ends of the post C, which is preferably a wooden bar, although it may be of metal, and is secured to the yoke by means of tie-bolts *c* and nuts *c'*, as shown, two or 80 or more being used in order to tightly hold the post in place.

It will be observed that as the yoke supports the post a slight distance above the top 85 of the base no water will collect around the base of the post, which is a desirable feature.

The bases can be rapidly molded by machinery, and the yokes can be made cheaply and easily secured in the bases, as described. The wooden parts can be attached thereto 90 either at the factory or at the point where the posts are to be used.

Having thus described my invention, what I therefore claim as new, and desire to secure by Letters Patent, is— 95

1. The herein-described post, comprising a base formed of cement or artificial stone and molded with a central vertical socket in its upper end; a bifurcated metallic yoke formed separately from the base and having a post-supporting bifurcation on its upper end and a tang of a size to fit loosely in said socket, a cement filling in said socket securing the tang of the yoke to the base, while the hori- 100

zontal portions of the bifurcations of the yoke rest on the upper end of the base; a post having its lower end resting upon the horizontal portions of the bifurcations of the yoke and
5 upheld thereby above the top of the base to prevent water collecting around it; and tie-bolts transfixing the vertical portions of the yoke and the lower end of the post, for the purpose and substantially as described.
10 2. In a post, the combination of an artificial-stone base of cement or other suitable material, formed with a central vertical socket and a recess in its upper end; a bifurcated yoke having its tang entered in said socket
15 and the horizontal portions of its bifurcations partially seated in the recess in the upper end of the base; and a cement filling in said socket

and recess securing the yoke-stem and bifurcations thereto; with a wooden post having its lower end resting upon the horizontal portions of the bifurcations of the yoke and upheld thereby slightly above the upper end of the base, and tie-bolts transfixing the vertical portions of the yokes and the lower ends of the posts, all substantially as and for the
20 purpose described. 25

In testimony that I claim the foregoing as my own I affix my signature in presence of two witnesses.

LEE K. FORSYTHE.

Witnesses:

JAMES R. MANSFIELD,
WM. CLEARY SULLIVAN.