



US0D1076648S

(12) **United States Design Patent**
McGrotty et al.

(10) **Patent No.: US D1,076,648 S**

(45) **Date of Patent: ** May 27, 2025**

(54) **STRAP HANGER**

(71) Applicant: **Rep Fitness LLC**, Denver, CO (US)

(72) Inventors: **Ryan James McGrotty**, Erie, CO (US);
Eric Rederscheid, Denver, CO (US);
Samuel M. Pizer, Denver, CO (US)

(73) Assignee: **Rep Fitness LLC**, Denver, CO (US)

(**) Term: **15 Years**

(21) Appl. No.: **29/832,619**

(22) Filed: **Mar. 29, 2022**

(51) **LOC (15) Cl.** **09-06**

(52) **U.S. Cl.**

USPC **D8/356**

(58) **Field of Classification Search**

USPC D8/354, 355, 356, 363, 381; D21/694

CPC A63B 71/0054; A63B 21/078; A63B
21/0783; F16B 45/00; F16B 2/00; F16B
2/08

See application file for complete search history.

(56) **References Cited**

U.S. PATENT DOCUMENTS

D892,239	S *	8/2020	Carmichael	D21/694
D931,389	S *	9/2021	Dunahay	D8/367
11,918,843	B2 *	3/2024	Sorin	A63B 21/0783
D1,044,981	S *	10/2024	Carmichael	D21/694
12,161,902	B1 *	12/2024	Whiteley	A63B 21/4033
2019/0247701	A1 *	8/2019	Sergakis	F16B 45/00
2022/0203153	A1 *	6/2022	Sergakis	A63B 21/078
2024/0342538	A1 *	10/2024	Crandall	A63B 21/078
2025/0010122	A1 *	1/2025	Cathcart	A63B 21/078

OTHER PUBLICATIONS

Rep Fitness, Strap Safeties, located on Internet WayBack Machine archive on Dec. 8, 2021 at: <http://web.archive.org/web/20220525190436/https://repfitness.com/products/strap-safeties>, 3 pages.

Rogue Fitness, Rogue Monster Safety Strap System 2.0, located on Internet WayBack Machine archive on Oct. 6, 2014 at: <http://web.archive.org/web/20141006162827/https://www.roguefitness.com/rogue-monster-safety-strap-2-0-systems>, 2 pages.

Sorinex Exercise Equipment, Safety Straps, located on Internet WayBack Machine archive on Oct. 20, 2020 at: <http://web.archive.org/web/20201020123306/https://www.sorinex.com/products/safety-straps>, 3 pages.

Related Chinese patent application No. 202230648478.0, filed Sep. 29, 2022. First named Inventor: McGrotty. English translation of the Third rectification dated May 30, 2024. 1 page.

* cited by examiner

Primary Examiner — Joseph Kukella

Assistant Examiner — Benjamin M Weeks

(74) *Attorney, Agent, or Firm* — NOD Law PC

(57) **CLAIM**

The ornamental design for a strap hanger as shown.

DESCRIPTION

FIG. 1 is a front upper perspective view of a strap hanger in an environment.

FIG. 2 is a front upper perspective view of the strap hanger of FIG. 1 in an environment.

FIG. 3 is a front upper perspective view of the strap hanger of FIG. 1.

FIG. 4 is a rear lower perspective view of the strap hanger of FIG. 1.

FIG. 5 is a front view of the strap hanger of FIG. 1.

FIG. 6 is a rear view of the strap hanger of FIG. 1.

FIG. 7 is a right side view of the strap hanger of FIG. 1.

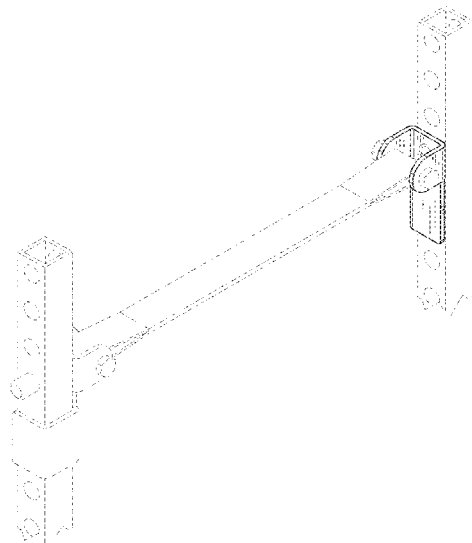
FIG. 8 is a left side view of the strap hanger of FIG. 1.

FIG. 9 is a top view of the strap hanger of FIG. 1; and,

FIG. 10 is a bottom view of the strap hanger of FIG. 1.

In the figures, the dashed lines indicate environment and portions of the article that form no part of the claimed design.

1 Claim, 10 Drawing Sheets



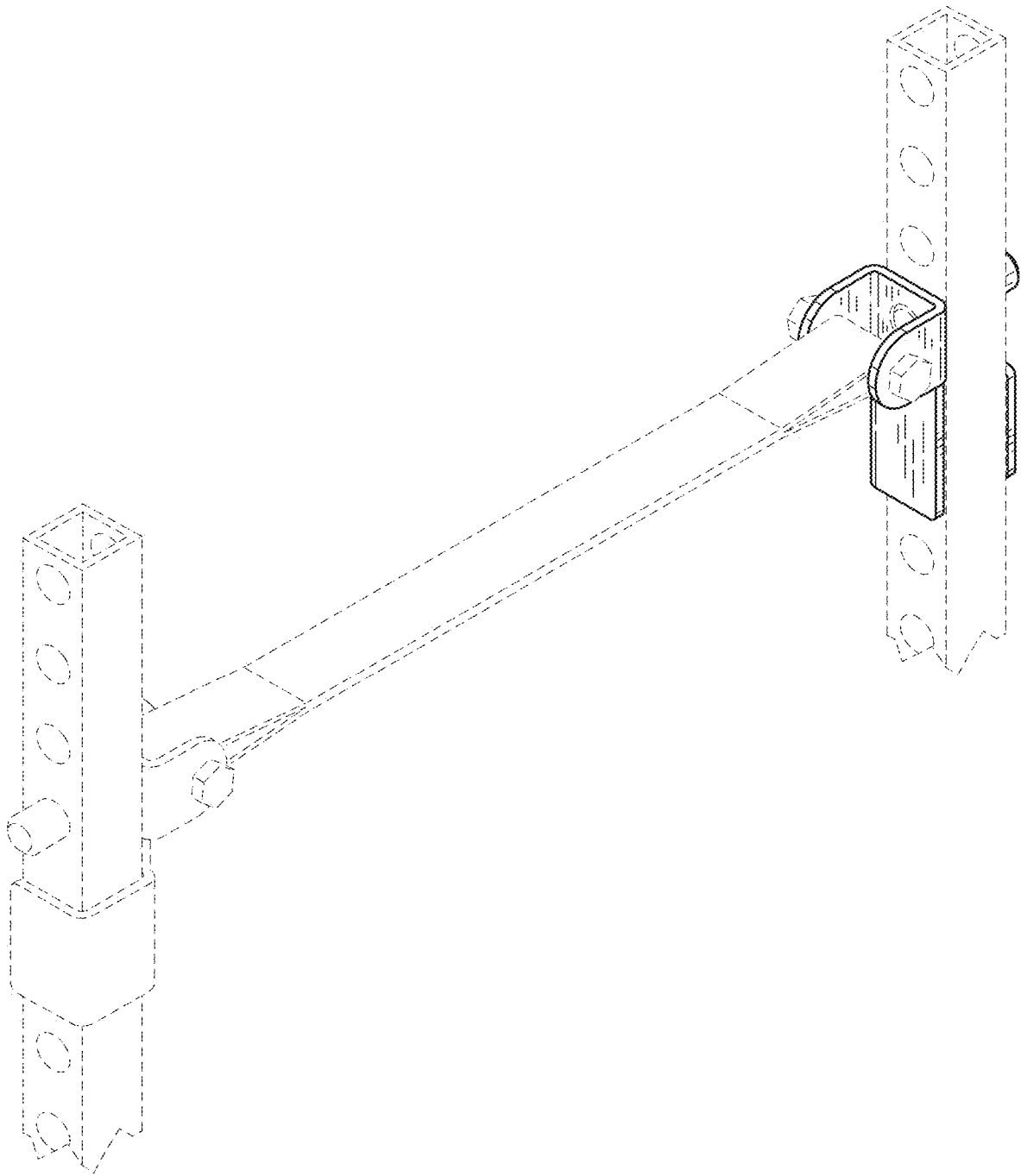


FIG.1

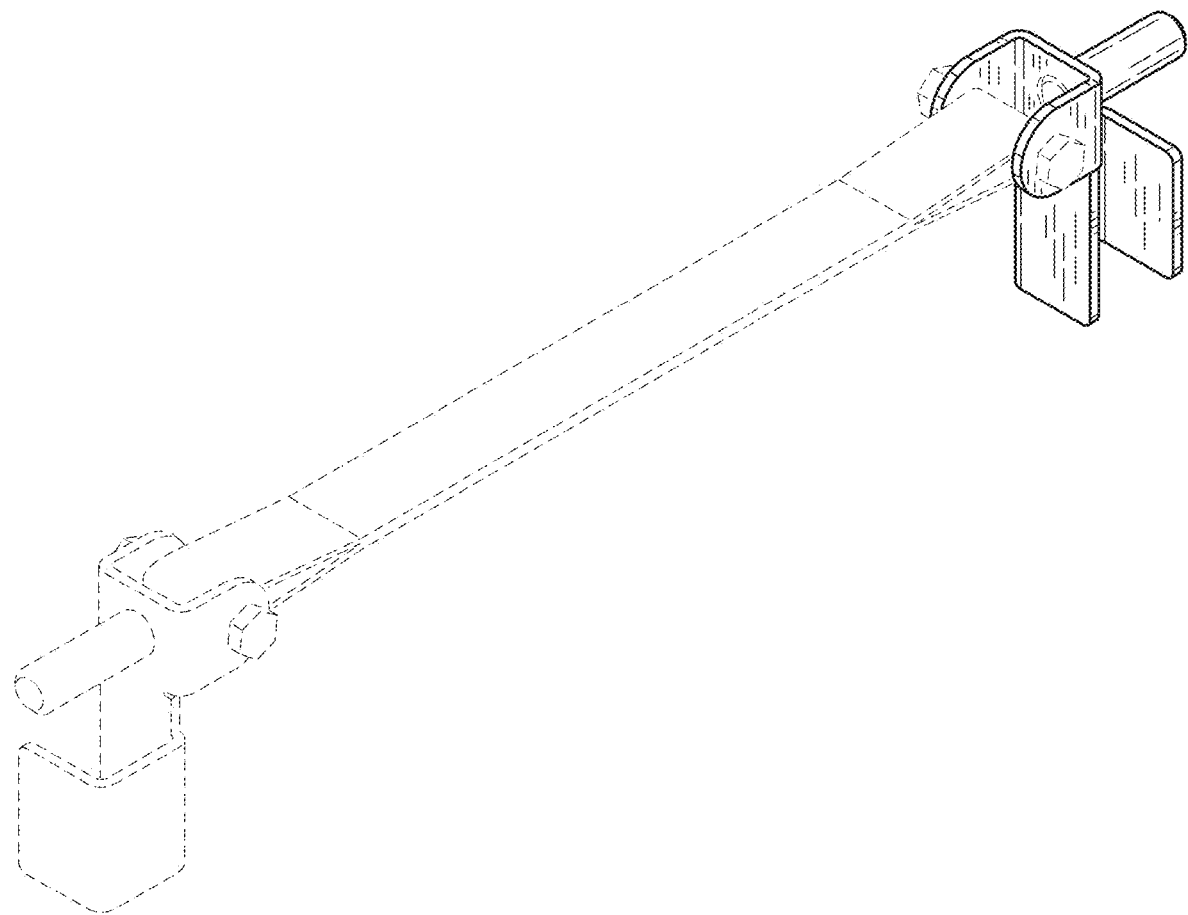


FIG.2

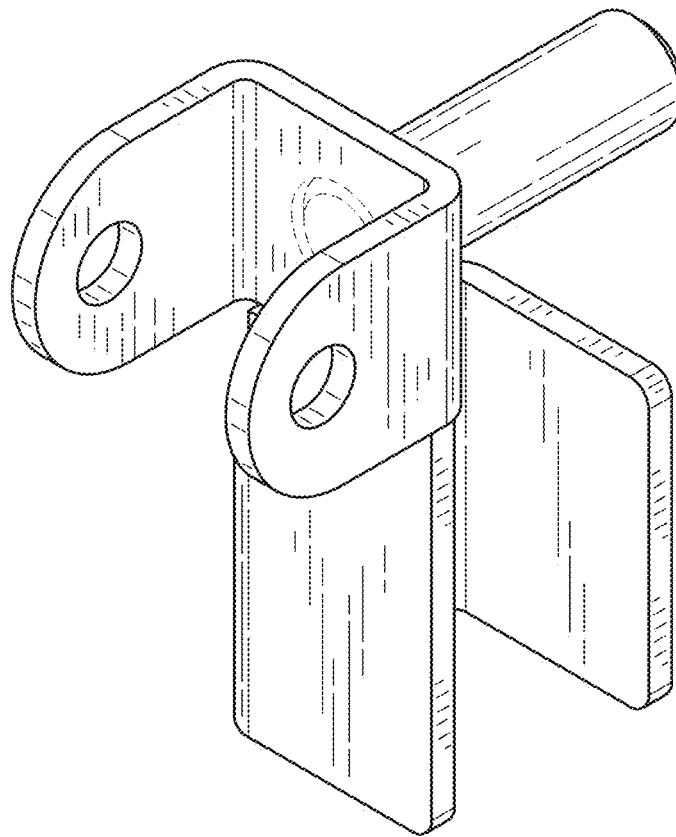


FIG.3

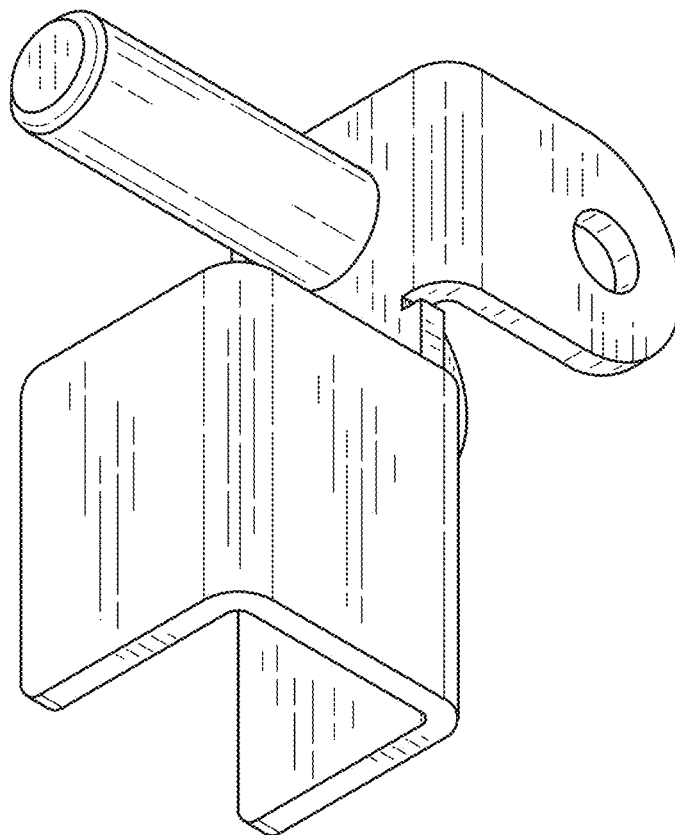


FIG.4

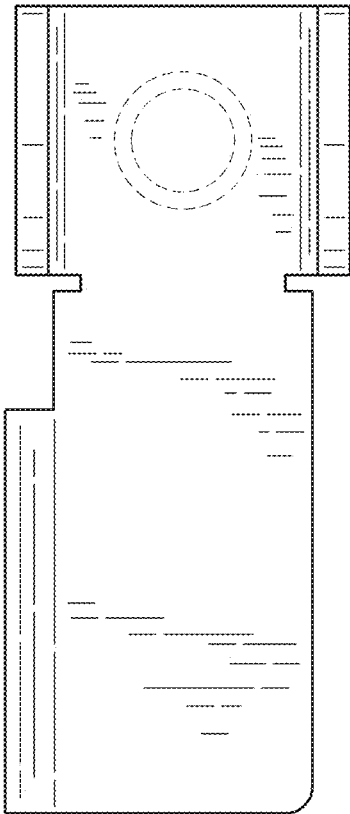


FIG.5

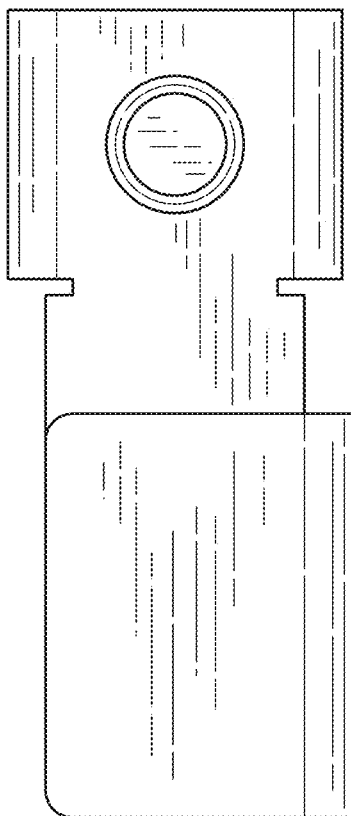


FIG.6

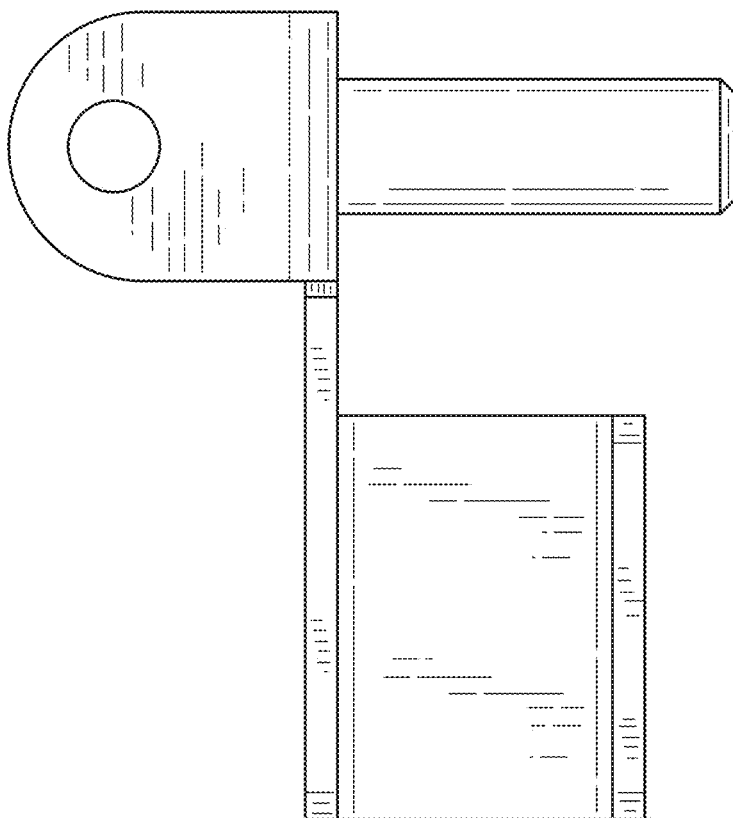


FIG.7

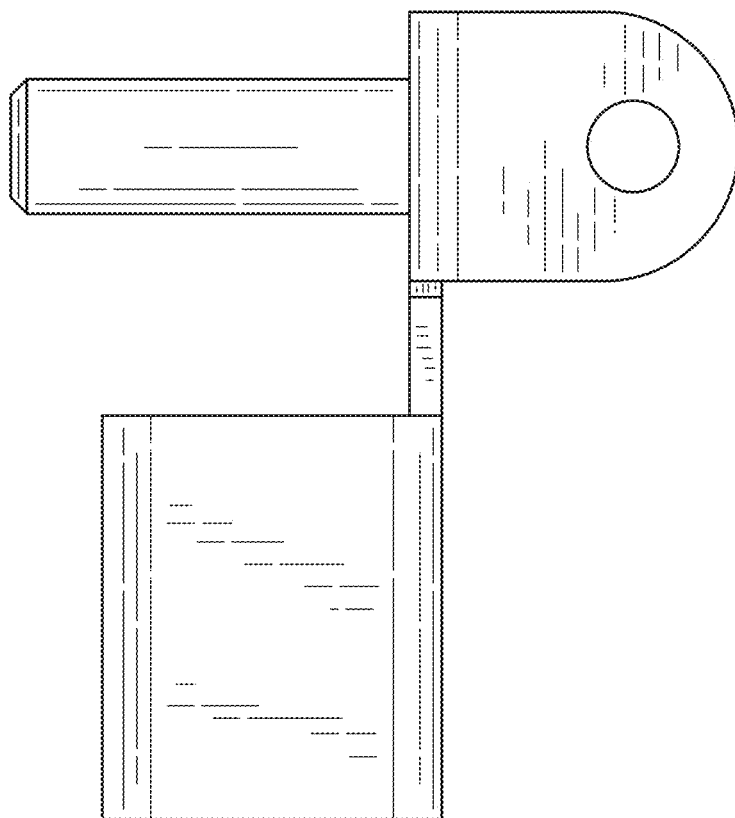


FIG. 8

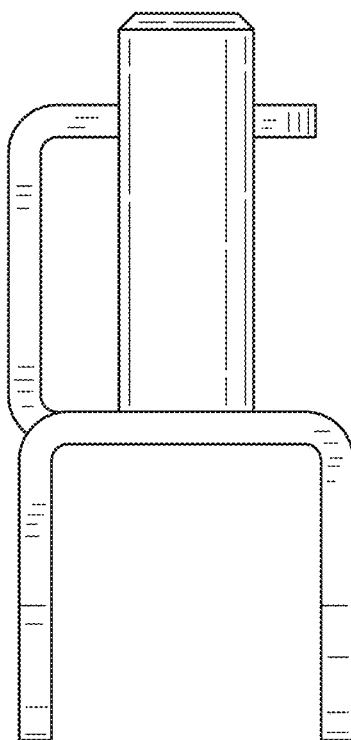


FIG.9

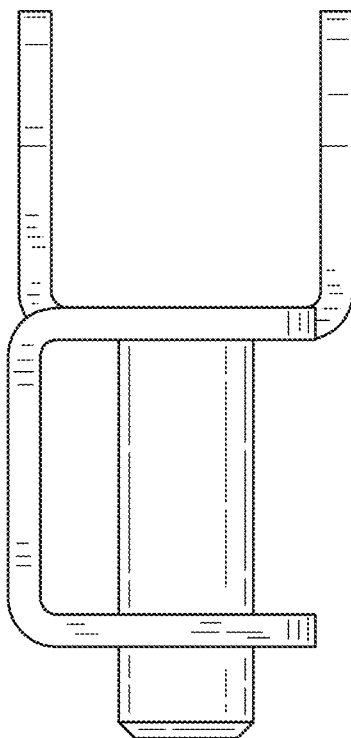


FIG.10