US0D1076785S

(12) United States Design Patent

Tang

(10) Patent No.: US D1,076,785 S
(45) Date of Patent: ** May 27, 2025

(54) **PHOTO-VOLTAIC MODULE**

(71) Applicant: **G-STAR PTE. LTD.**, Singapore (SG)

(72) Inventor: **Huajun Tang**, Jiangsu (CN)

(**) Term: **15 Years**

(21) Appl. No.: **29/958,108**

(22) Filed: **Aug. 17, 2024**

(51) **LOC (15) Cl.** **13-04**

(52) **U.S. Cl.**
USPC **D13/102**

(58) **Field of Classification Search**
USPC D13/101, 102–108, 110, 118, 119, 184, D13/199; D25/138, 139, 140, 143
CPC Y02E 10/47; Y02E 10/50; Y02E 10/52; H02S 20/00; H01L 31/00; H01L 31/02002; H01L 31/02008; H01L 31/042
See application file for complete search history.

(56) **References Cited**

U.S. PATENT DOCUMENTS

D524,727 S * 7/2006 Yamashita D13/102
D543,501 S * 5/2007 Yamashita D13/102
D543,502 S * 5/2007 Yamashita D13/102
D625,695 S 10/2010 Wieting
D697,471 S * 1/2014 Castillo-Aguilella D13/102
D894,115 S * 8/2020 Xia D13/102
D899,351 S * 10/2020 Lin H01L 31/12 D13/102
D913,210 S * 3/2021 Morad D13/102
D933,585 S * 10/2021 Morad D13/102
D934,158 S * 10/2021 Morad D13/102
D941,231 S * 1/2022 Caelers D13/102
D954,639 S * 6/2022 Si H01L 31/02 D13/102
D967,009 S * 10/2022 Guanqi D13/102
D999,723 S * 9/2023 Morad D13/102
D1,016,734 S * 3/2024 Liu D13/102
D1,022,873 S * 4/2024 Lu D13/102
D1,024,925 S * 4/2024 Guo D13/102
D1,028,867 S * 5/2024 Tang D13/102
D1,049,018 S * 10/2024 Nakayashiki D13/102
(Continued)

FOREIGN PATENT DOCUMENTS

EM 015066024-0004 * 7/2024

OTHER PUBLICATIONS

Renogy Bifacial 2PCS 550 Watt Solar Panels, Found At https://www.amazon.com/Renogy-Bifacial-2pcs-Solar-Panels/dp/B0CC22ZM1X, Date Available Jul. 17, 2023 (Year: 2023).*
(Continued)

Primary Examiner — April Rivas
Assistant Examiner — Robin L Hammonds

(57) **CLAIM**

The ornamental design for a photo-voltaic module, as shown and described.

DESCRIPTION

FIG. **1** is a perspective view of a photo-voltaic module showing the new design;
FIG. **2** is another perspective view thereof;
FIG. **3** is a front elevation view thereof;
FIG. **4** is a back elevation view thereof;
FIG. **5** is a left-side elevation view thereof;
FIG. **6** is a right-side elevation view thereof;
FIG. **7** is a top plan view thereof; and
FIG. **8** is a bottom plan view thereof; and,
FIG. **9** is an enlarged view of the encircled area **9** of FIG. **1**.
The equal-length broken lines depict portions of the photo-voltaic module that form no part of the claimed design.
The dash-dot broken lines in FIG. **1** and FIG. **9** illustrate the boundaries of the enlarged views and form no part of the claimed design.

1 Claim, 9 Drawing Sheets



(56) **References Cited**

U.S. PATENT DOCUMENTS

D1,051,034	S *	11/2024	Nakayashiki	D13/102
2005/0133079	A1*	6/2005	Boulanger	H01L 31/0201 136/244
2019/0052224	A1*	2/2019	Schatz	F24S 30/425
2022/0254943	A1*	8/2022	Bennett	H01L 31/042

OTHER PUBLICATIONS

G-Star Mono Facial 108 Cells, Found At https://www.gstarsolar.com/products/p-type-module/mono-facial/28.html, Date Available Mar. 23, 2023 (Year: 2023).*

G-Star Bi Facial 108 Cells, Found At https://www.gstarsolar.com/products/p-type-module/bifacial/20.html, Date Available Mar. 23, 2023 (Year: 2023).*

G-Star N-Type Module 108 Cells, Found At https://www.gstarsolar.com/products/n-type-module/5.html, Date Available Feb. 1, 2024 (Year: 2024).*

G-Star Pte. LTD.'s plurality of P-Type Modules as retrieved from the following link on Aug. 16, 2024: https://www.gstarsolar.com/products/perc-module/.

G-Star Pte. LTD.'s plurality of N-Type Modules as retrieved from the following link on Aug. 16, 2024: https://www.gstarsolar.com/products/topcon-module/.

G-Star Pte. LTD.'s plurality of HPBC Modules as retrieved from the following link on Aug. 16, 2024: https://www.gstarsolar.com/products/hpbc/.

* cited by examiner



FIG. 1



FIG. 2



FIG. 3



FIG. 4



FIG. 5

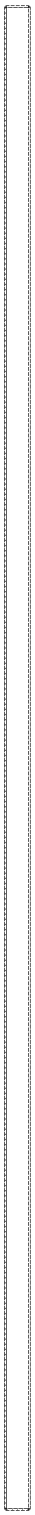

FIG. 6



FIG. 7



FIG. 8

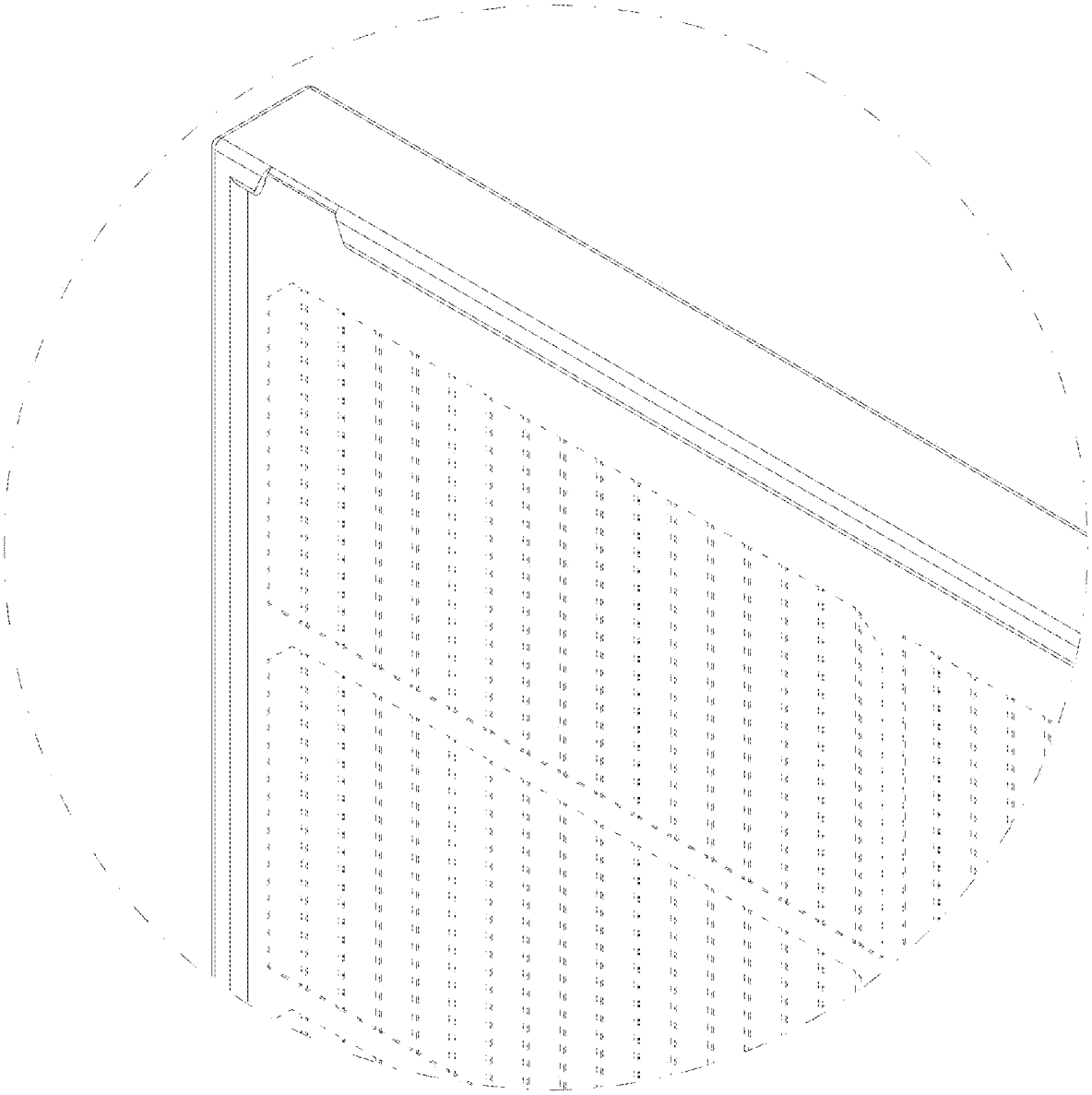

FIG. 9