



(12) **United States Design Patent**  
**Liu et al.**

(10) **Patent No.:** **US D1,076,898 S**  
(45) **Date of Patent:** **\*\* May 27, 2025**

(54) **CASE FOR ELECTRONIC DEVICE**

FOREIGN PATENT DOCUMENTS

(71) Applicant: **Shenzhen Lanhe Technologies Co., Ltd.**, Shenzhen (CN)

CN 307901545 S 3/2023

(72) Inventors: **Cheng Liu**, Shenzhen (CN); **Jianhua Liu**, Shenzhen (CN); **Zhengfeng Yang**, Shenzhen (CN); **Zhijun Liang**, Shenzhen (CN)

OTHER PUBLICATIONS

ESR Kickstand Wireless Power Bank for iPhone, publication date Mar. 28, 2022, [online] URL: <https://www.amazon.com/ESR-HaloLock-Kickstand-Wireless-Compatible/dp/B09WLQYVPT> (Year: 2022).\*

(73) Assignee: **Shenzhen Lanhe Technologies Co., Ltd.**, Shenzhen (CN)

(Continued)

(\*\*) Term: **15 Years**

*Primary Examiner* — L. A. Grabenstetter

(74) *Attorney, Agent, or Firm* — Andrew C. Cheng

(21) Appl. No.: **29/947,064**

(57) **CLAIM**

The ornamental design for a case for electronic device as shown and described.

(22) Filed: **Jun. 13, 2024**

(30) **Foreign Application Priority Data**

**DESCRIPTION**

Jan. 8, 2024 (CN) ..... 202430011035.X  
Mar. 1, 2024 (CN) ..... 202430105519.0  
Apr. 7, 2024 (CN) ..... 202430187709.1

FIG. 1 is a front, left and bottom perspective view of a case for electronic device showing our new design;

FIG. 2 is a rear, right and top perspective view thereof;

FIG. 3 is a front view thereof;

FIG. 4 is a rear view thereof;

FIG. 5 is a left side view thereof;

FIG. 6 is a right side view thereof;

FIG. 7 is a top view thereof;

FIG. 8 is a bottom view thereof;

FIG. 9 is another front perspective view thereof, showing a stand of the case for electronic device in an open position; and,

FIG. 10 is another front perspective view thereof, showing the stand of the case for electronic device in another open position.

The even broken lines shown in the drawings depict portions of the case for electronic device that form no part of the claimed design. The dot-dash broken line represents a boundary of the claimed design and forms no part of the claimed design.

(51) **LOC (15) Cl.** ..... **03-01**

(52) **U.S. Cl.**

USPC ..... **D14/250**; D3/218

(58) **Field of Classification Search**

USPC ..... D3/201, 218, 247, 249, 269; D13/107, D13/108, 118, 119; D14/138 C, 138 G, D14/217, 248, 250–253, 420, 426, 432, D14/440

CPC ..... H04B 1/3888; H04M 1/0283; H04M 1/0202; A45F 2005/028; A45F 2200/0525

See application file for complete search history.

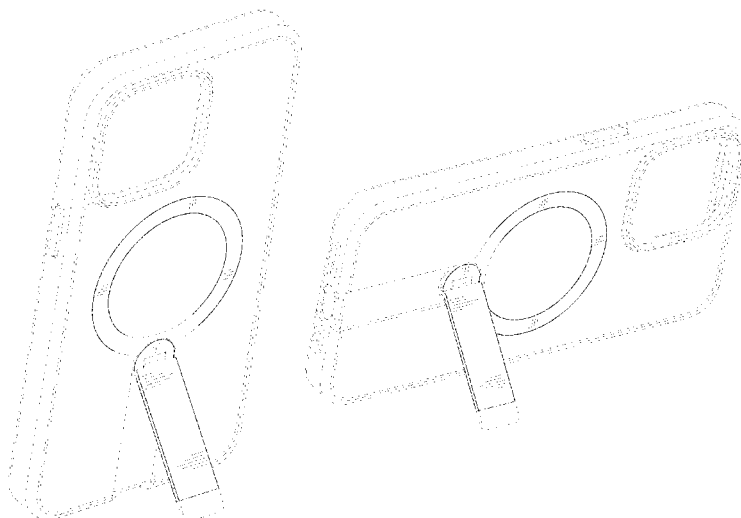
(56) **References Cited**

U.S. PATENT DOCUMENTS

10,334,924 B2 \* 7/2019 Wu ..... H04M 1/185  
D855,604 S \* 8/2019 Kim ..... D14/250  
D855,606 S \* 8/2019 Kim ..... D14/250

(Continued)

**1 Claim, 10 Drawing Sheets**



(56)

References Cited

U.S. PATENT DOCUMENTS

D915,386 S \* 4/2021 Zhou ..... D14/250  
D943,566 S \* 2/2022 Kim ..... D14/250  
D955,375 S 6/2022 Ma  
D976,890 S \* 1/2023 Zhu ..... D14/250  
D980,205 S \* 3/2023 Zheng ..... D14/250  
D989,753 S \* 6/2023 Weng ..... D14/250  
D993,947 S 8/2023 Yang  
D1,001,792 S 10/2023 He  
D1,003,289 S 10/2023 Wu  
D1,003,886 S \* 11/2023 He ..... D14/250  
D1,005,278 S \* 11/2023 Liu ..... D3/218  
D1,007,489 S \* 12/2023 Huang ..... D14/250  
D1,008,239 S 12/2023 Zhong  
D1,012,076 S 1/2024 Hu  
D1,019,622 S 3/2024 Qu  
D1,021,880 S 4/2024 Shalom

D1,021,881 S \* 4/2024 Zeng ..... D14/250  
D1,030,730 S \* 6/2024 Yang ..... D14/250  
D1,032,593 S \* 6/2024 Zhou ..... D14/250  
2018/0041237 A1 \* 2/2018 Mody ..... H04M 1/185

OTHER PUBLICATIONS

ESR Gear iPhone 15 Pro Max Boost Flickstand Case Halolock, publication date Feb. 6, 2024, [online] URL: <https://www.youtube.com/watch?v=LJTgMrejKk> (Year: 2024).\*

Punkcase Universal Cell Phone Kickstand for All Mobile Phones, publication date Feb. 11, 2017, [online] URL: <https://www.amazon.com/FlickStick-Universal-Kickstand-Operation-Non-Obstrusive/dp/B06VTMKJ3Q/> (Year: 2017).\*

Torras 360A° Rotatable Stand & Magnetic Shockproof for iPhone, publication date Apr. 29, 2024, [online] URL: <https://www.amazon.com/dp/B0D2XQR7H8> (Year: 2024).\*

\* cited by examiner

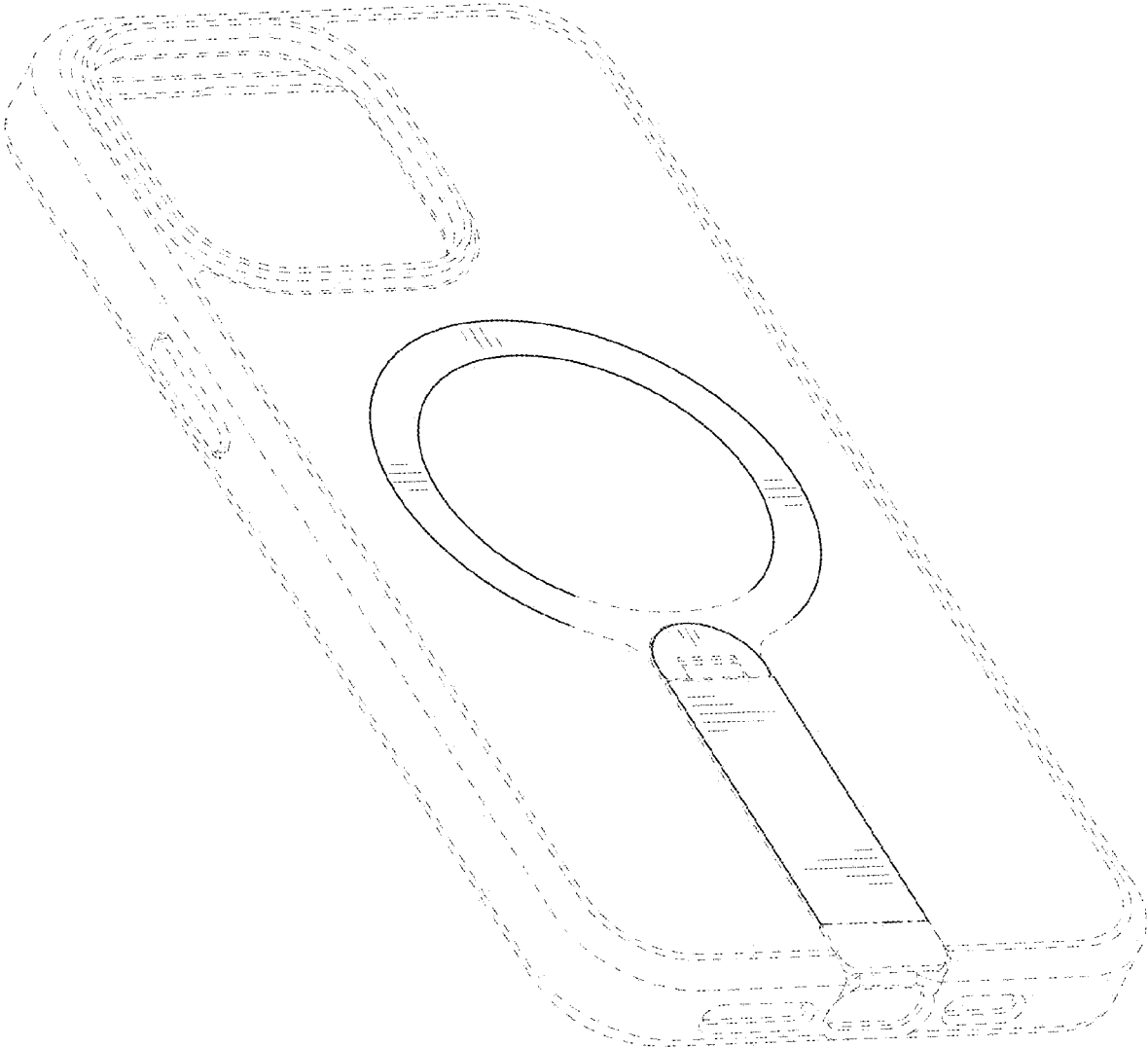


FIG.1




FIG.2

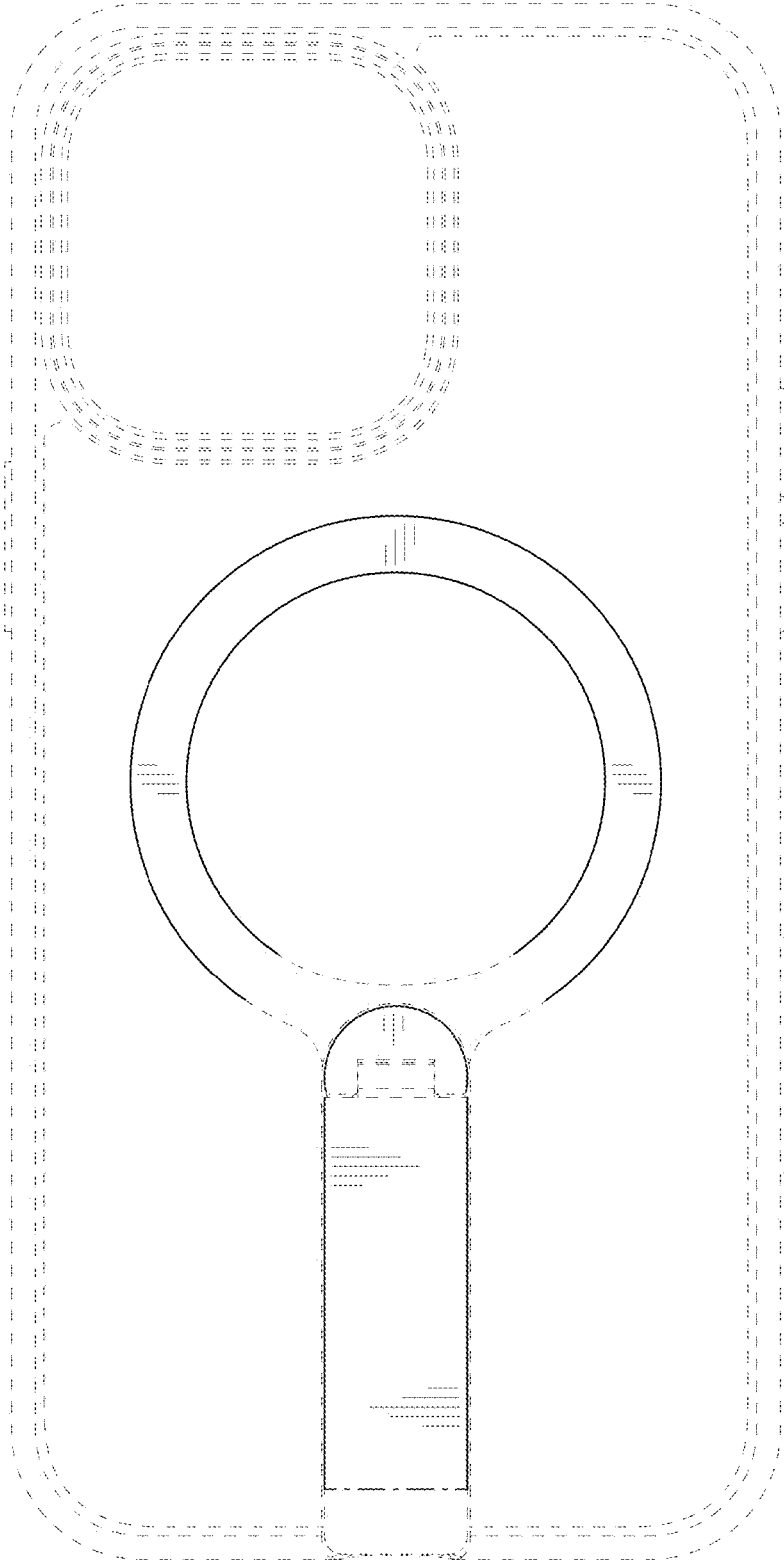


FIG.3

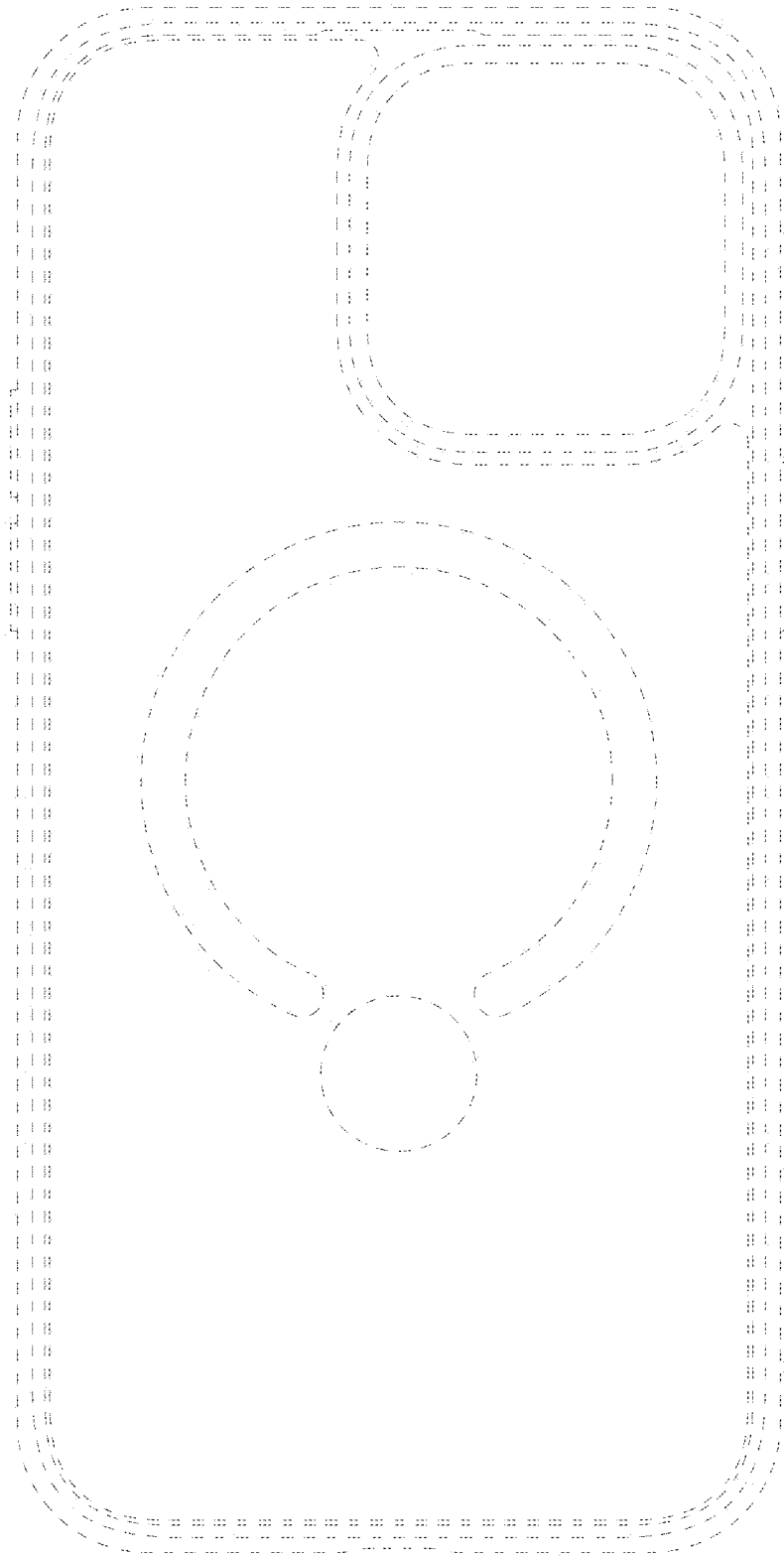


FIG. 4



FIG.5




FIG.6






FIG.7



FIG.8

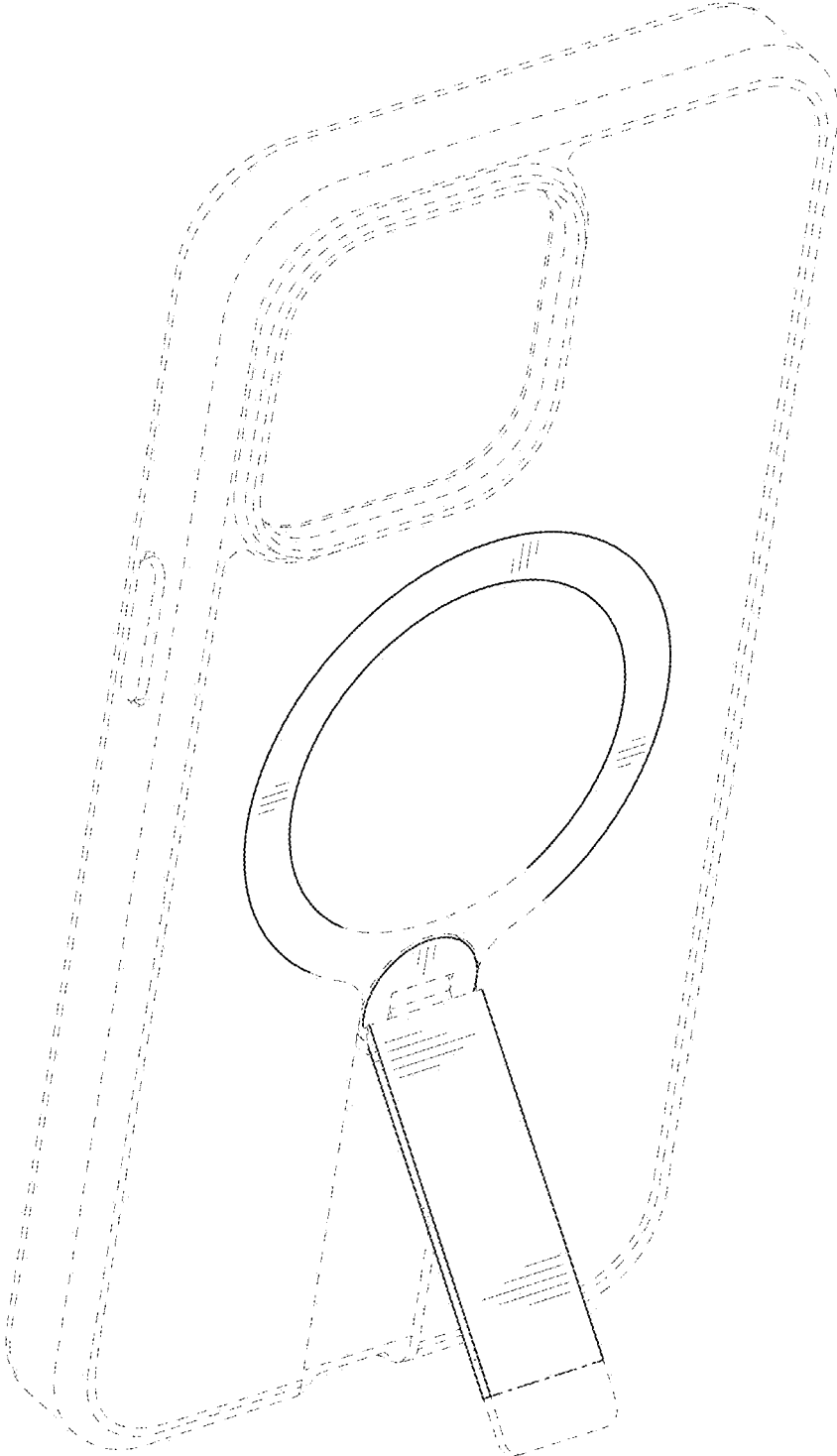


FIG.9

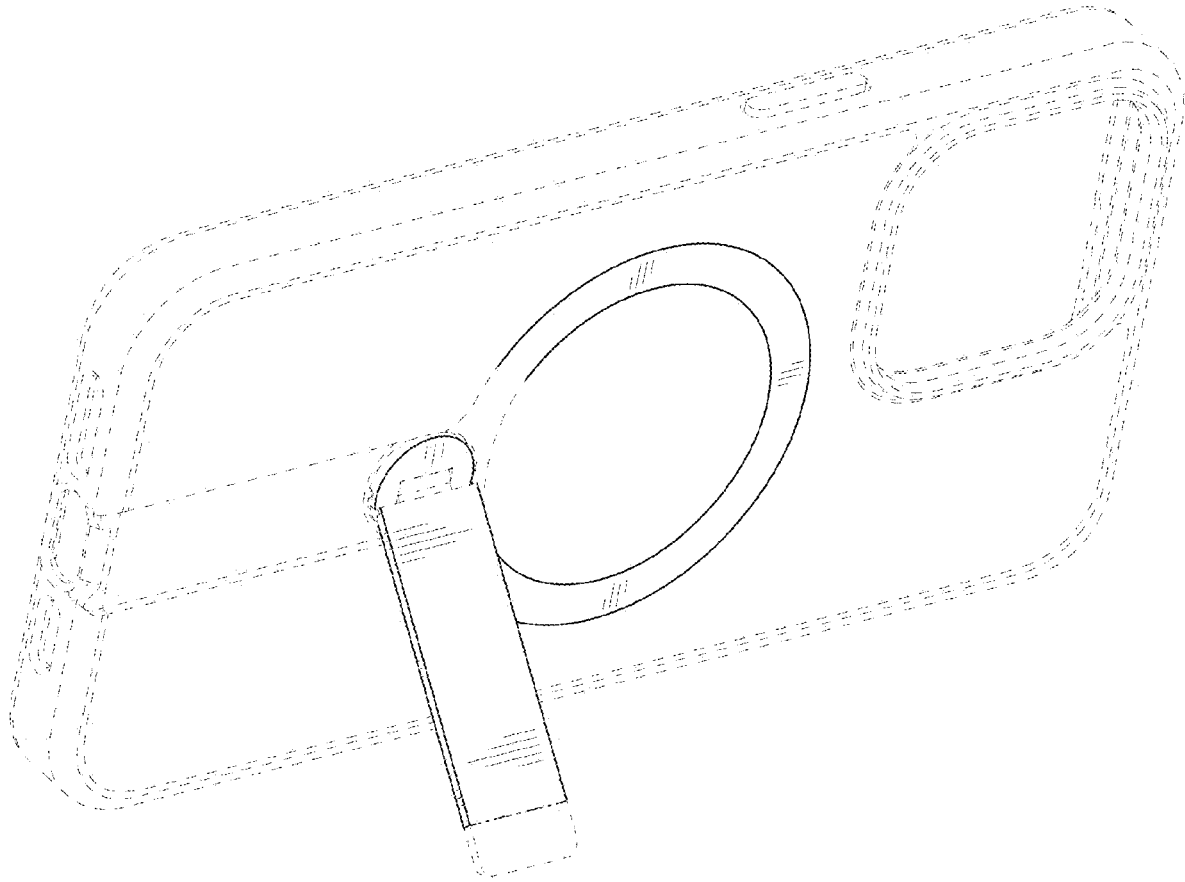


FIG.10