



(12) **United States Design Patent**
Chen

(10) **Patent No.:** **US D1,077,204 S**
(45) **Date of Patent:** **** May 27, 2025**

(54) **BREAST MILK COLLECTOR**

FOREIGN PATENT DOCUMENTS

(71) Applicant: **Shenzhen Yunmei Technology Co., Ltd.**, Shenzhen (CN)

CN 202430171975.5 * 12/2024
IN 428268-001 * 11/2024

(72) Inventor: **Wei Chen**, Shenzhen (CN)

OTHER PUBLICATIONS

(**) Term: **15 Years**

“Dr Isla”. Found on amazon.com, dated Aug. 9, 2024. Retrieved Mar. 18, 2024 from URL: <https://www.amazon.com/Dr-isla-Hands-Free-Breast-Pump/dp/B0DCP15T1B/> (Year: 2024).*
“Idaho Jones”. Found on amazon.com, dated Sep. 26, 2022. Retrieved Mar. 18, 2024 from URL: <https://www.amazon.com/dp/B0BGJCFMZM/> (Year: 2022).*

(21) Appl. No.: **29/990,283**

(22) Filed: **Feb. 20, 2025**

(51) **LOC (15) Cl.** **24-02**

(52) **U.S. Cl.**
USPC **D24/109**

* cited by examiner

(58) **Field of Classification Search**
USPC D24/107, 108, 109, 111, 113, 127, 185, 224/193, 197; D5/7
CPC A61J 9/00; A61M 1/06; A61M 1/062; A61M 1/064; A61M 1/066; A61M 1/067; A61M 1/80; A61M 2205/07; A61M 2205/071; A61M 2205/123; A61M 2205/502; A61M 2205/505; A61M 2205/8206; A61M 2210/1007
See application file for complete search history.

Primary Examiner — Kendra Leslie Hamilton
Assistant Examiner — Michael Hoffman
(74) *Attorney, Agent, or Firm* — Philip Oweimrin

(57) **CLAIM**

The ornamental design for a breast milk collector, as shown and described.

(56) **References Cited**

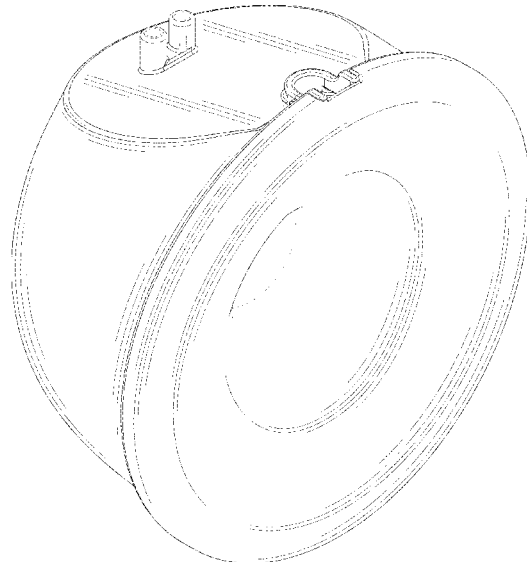
DESCRIPTION

U.S. PATENT DOCUMENTS

D991,439	S	*	7/2023	Tang	D24/109
D992,722	S	*	7/2023	Zhang	D24/109
D993,388	S	*	7/2023	Huang	D24/109
D998,781	S	*	9/2023	Yan	D24/109
D1,012,269	S	*	1/2024	Chen	D24/109
D1,019,931	S	*	3/2024	Yi	D24/109
D1,025,343	S	*	4/2024	Ye	D24/109
D1,025,344	S	*	4/2024	Chen	D24/109
D1,033,631	S	*	7/2024	Mai	D24/109
D1,039,679	S	*	8/2024	Xu	D24/109
D1,043,960	S	*	9/2024	O’Toole	D24/109
D1,043,961	S	*	9/2024	Xu	D24/109
D1,045,066	S	*	10/2024	Mou	D24/109
D1,047,129	S	*	10/2024	Zhou	D24/109

FIG. 1 is a top, front, left perspective view of a breast milk collector, showing my new design;
FIG. 2 is a bottom, rear, right perspective view thereof;
FIG. 3 is a front elevation view thereof;
FIG. 4 is a rear elevation view thereof;
FIG. 5 is a left-side elevation view thereof;
FIG. 6 is a right-side elevation view thereof;
FIG. 7 is a top plan view thereof; and,
FIG. 8 is a bottom plan view thereof.
The broken lines in the drawings illustrate the portions of the breast milk collector, which form no part of the claimed design.

1 Claim, 8 Drawing Sheets



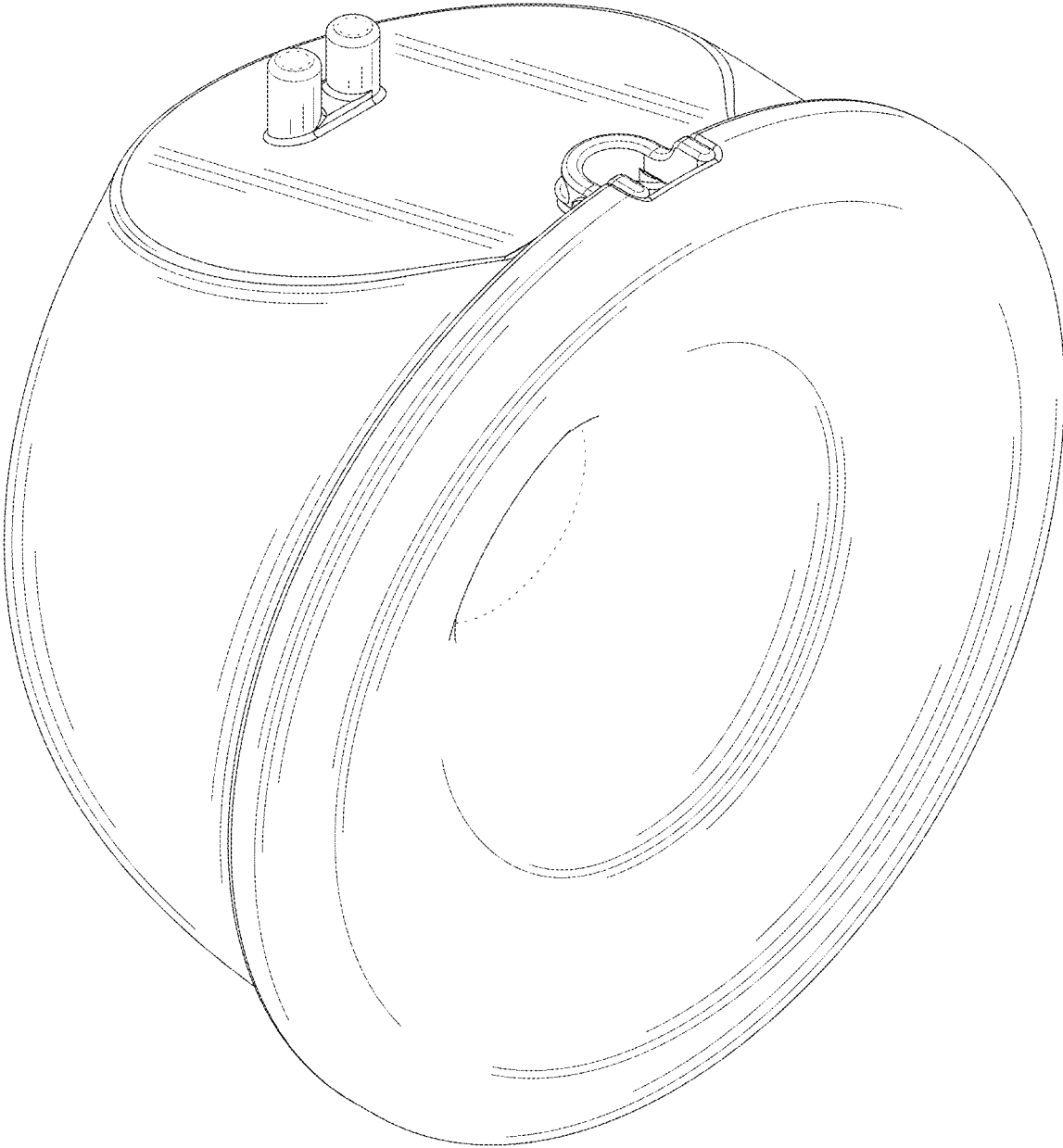


FIG. 1




FIG. 2




FIG. 3

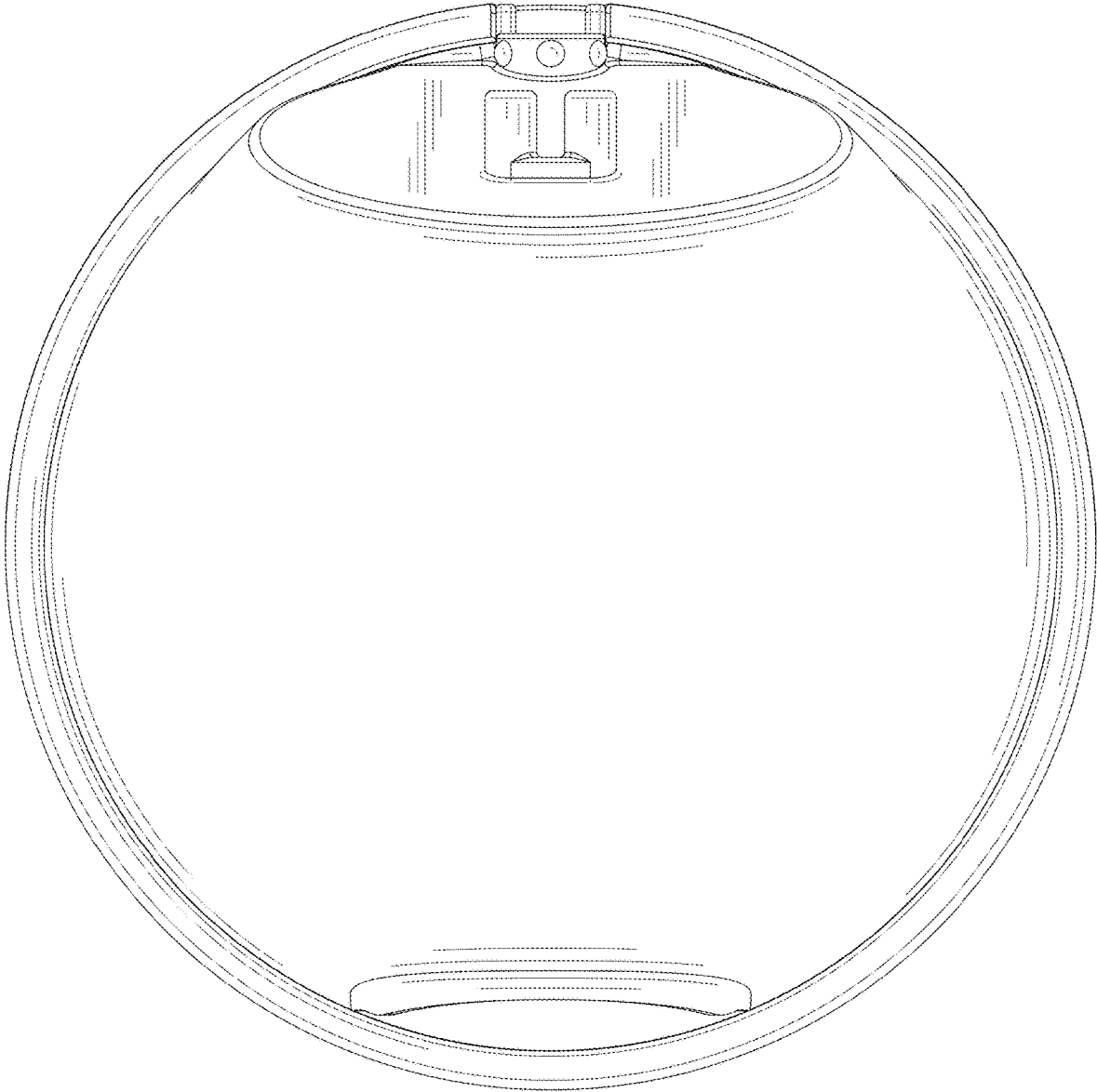


FIG. 4




FIG. 5




FIG. 6

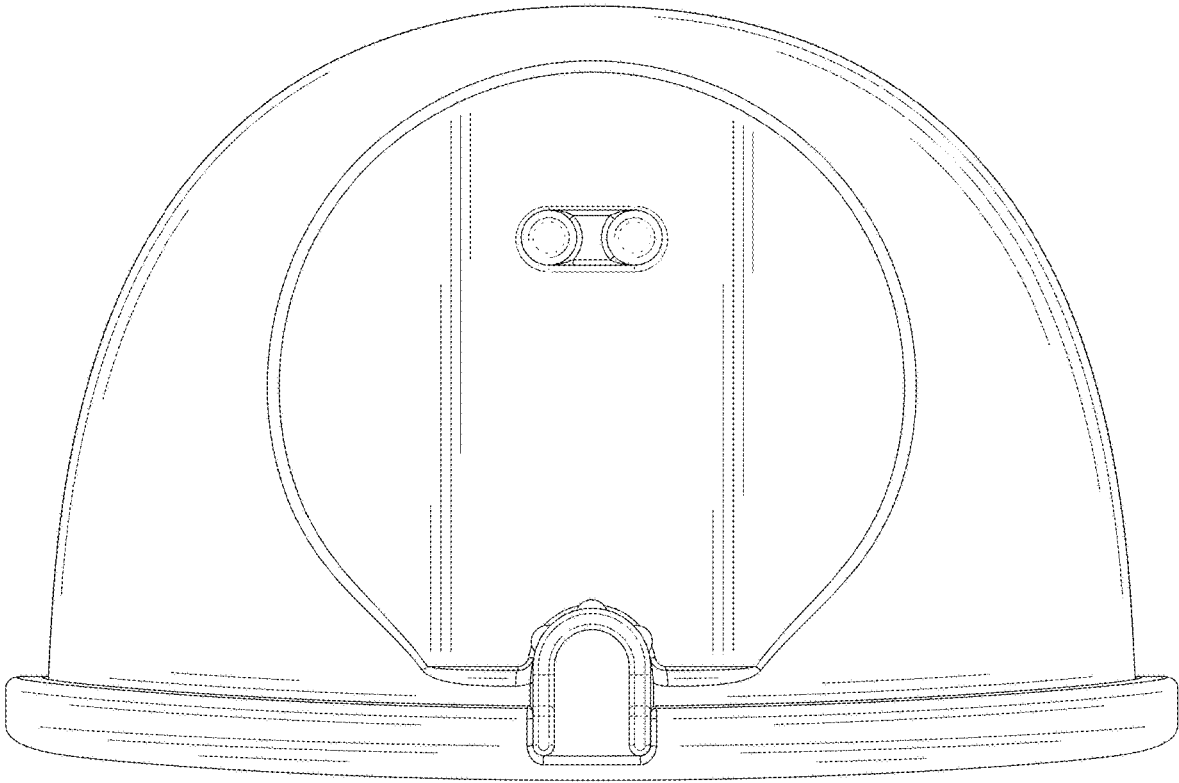


FIG. 7

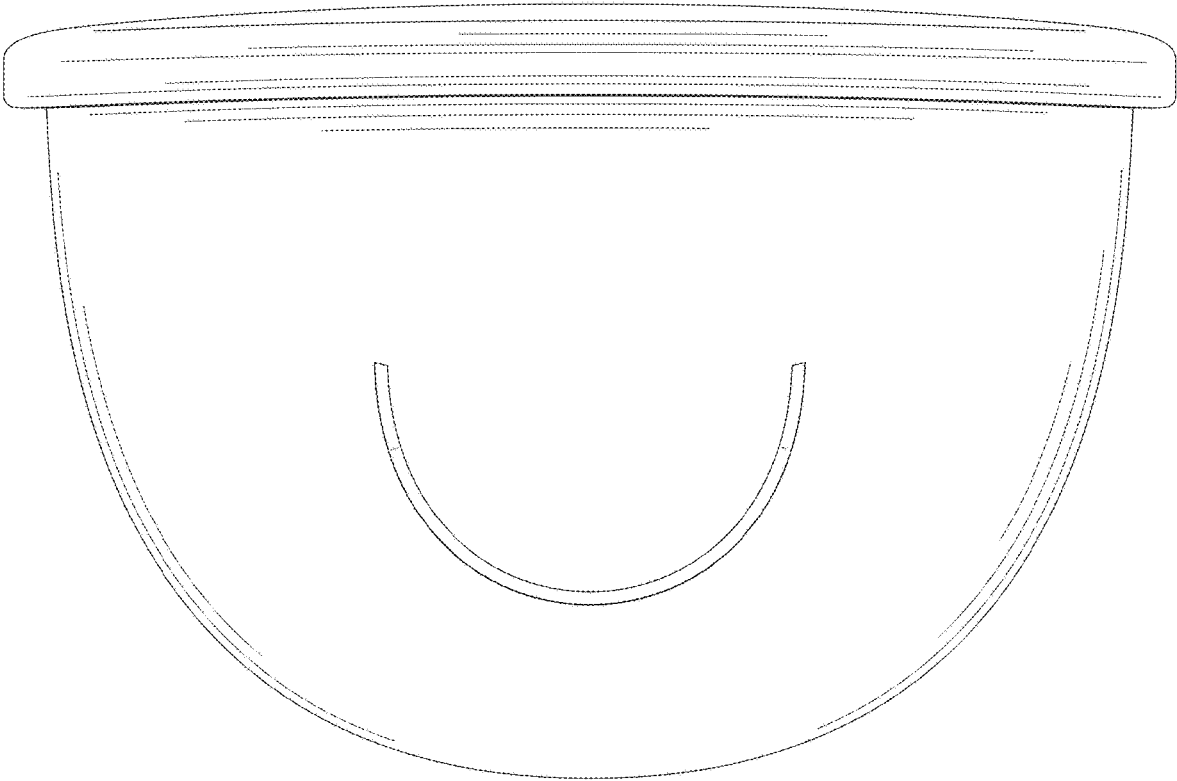


FIG. 8