



US0D1077293S

(12) **United States Design Patent**
Thomas et al.

(10) **Patent No.:** **US D1,077,293 S**

(45) **Date of Patent:** **** May 27, 2025**

- (54) **VEHICLE TAIL LIGHT**
- (71) Applicant: **Jaguar Land Rover Limited**, Whitley
Coventry (GB)
- (72) Inventors: **Gareth Thomas**, Whitley Coventry
(GB); **Christophe Guidotti**, Whitley
Coventry (GB)
- (73) Assignee: **Jaguar Land Rover Limited**, Whitley
Coventry (GB)
- (**) Term: **15 Years**
- (21) Appl. No.: **29/888,588**
- (22) Filed: **Apr. 3, 2023**
- (30) **Foreign Application Priority Data**

Oct. 10, 2022 (GB) 009203037-0008

- (51) **LOC (15) Cl.** **26-06**
- (52) **U.S. Cl.**

USPC **D26/28**

- (58) **Field of Classification Search**

USPC D26/28, 29, 30, 31, 32, 33, 34, 35, 36,
D26/139

CPC F21W 2103/35; F21W 2103/40; F21W
2102/17; F21W 2102/30; F21W 2103/00;
F21W 2103/55; F21W 2104/00; F21W
2107/17; F21W 2107/13; F21S 41/00;
F21S 41/141; F21S 41/162; F21S 41/18;
F21S 41/20; F21S 41/33; F21S 41/36;
F21S 41/60; F21S 43/00

See application file for complete search history.

- (56) **References Cited**

U.S. PATENT DOCUMENTS

D766,498 S * 9/2016 Hatton D26/139
D843,619 S * 3/2019 Thomas D26/28

D846,765 S *	4/2019	Thomas	D26/28
D846,766 S *	4/2019	Thomas	D26/28
D846,767 S *	4/2019	Thomas	D26/28
D846,768 S *	4/2019	Thomas	D26/28
D847,387 S *	4/2019	Thomas	D26/28
D848,645 S *	5/2019	Thomas	D26/28
D855,223 S *	7/2019	Thomas	D26/28
D855,224 S *	7/2019	Thomas	D26/28
D857,934 S *	8/2019	Shirdel	D26/28
D872,326 S *	1/2020	Tovey	D26/28
D879,338 S *	3/2020	Chan	D26/28

(Continued)

Primary Examiner — Angela J Lee

(74) *Attorney, Agent, or Firm* — Wood Herron & Evans
LLP

(57) **CLAIM**

The ornamental design for a vehicle tail light, as shown and described.

DESCRIPTION

FIG. 1 is a front left perspective view of a vehicle tail light according to the present invention.

FIG. 2 is a front view of the vehicle tail light shown in FIG. 1.

FIG. 3 is a left side view thereof.


FIG. 4 is a top view thereof; and,

FIG. 5 is a front view of the tail light shown in FIGS. 1-4, but mounted on a vehicle and with the rest of the vehicle shown in broken lines which form no part of the claimed design.

In the Figures the tail light is shown in a darker tone within the broken line, and the elements shown in de-emphasized and half-tone portions outside the broken line form no part of the claimed design, but are instead included to show environmental aspects thereof. Further, the darker tone itself forms no part of the claimed design.

The claim includes a mirror image vehicle tail light located on the opposite side of the vehicle as a second embodiment.

1 Claim, 5 Drawing Sheets



(56)

References Cited

U.S. PATENT DOCUMENTS

D879,339	S	*	3/2020	Chan	D26/28
D880,025	S	*	3/2020	Chan	D26/28
D892,365	S	*	8/2020	Thomas	D26/28
D908,259	S	*	1/2021	Chan	D26/28
D913,543	S	*	3/2021	Thomas	D26/28
D913,544	S	*	3/2021	Thomas	D26/28
D919,168	S	*	5/2021	Thomas	D26/139
D927,747	S	*	8/2021	Thomas	D26/28
D928,365	S	*	8/2021	Patel	D26/28
D928,366	S	*	8/2021	Thomas	D26/28
D929,002	S	*	8/2021	Thomas	D26/28
D938,096	S	*	12/2021	Thomas	D26/139
D941,508	S	*	1/2022	Thomas	D26/28
D958,425	S	*	7/2022	Thomas	D26/28
D966,579	S	*	10/2022	Thomas	D26/28
D992,777	S	*	7/2023	Thomas	D26/28
D992,780	S	*	7/2023	Wu	D26/28
D994,171	S	*	8/2023	Wu	D26/28
D995,835	S	*	8/2023	Thomas	D26/28
D998,193	S	*	9/2023	Tovey	D26/28
D1,013,911	S	*	2/2024	Thomas	D26/28
D1,046,225	S	*	10/2024	Thomas	D26/28

* cited by examiner




FIG. 1




FIG. 2

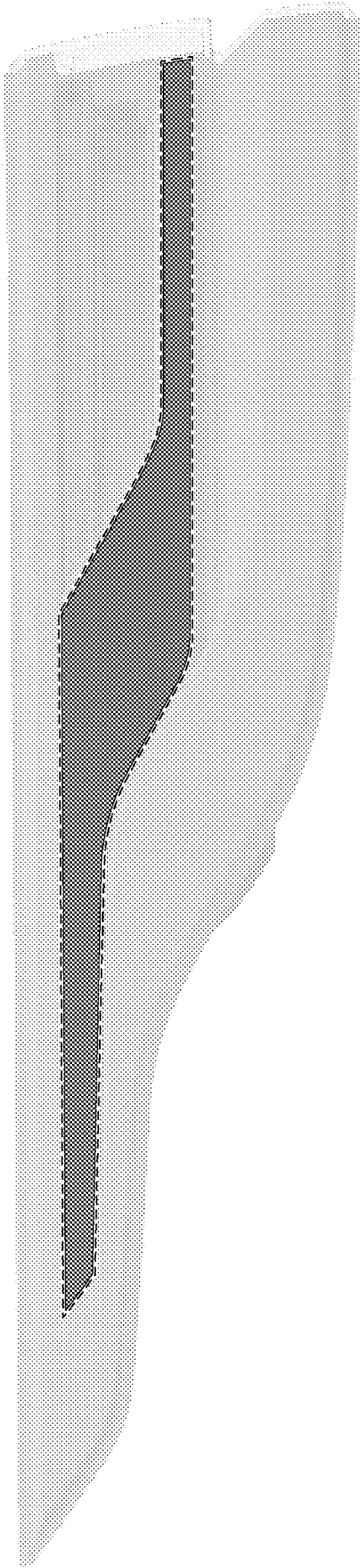


FIG. 3




FIG. 4

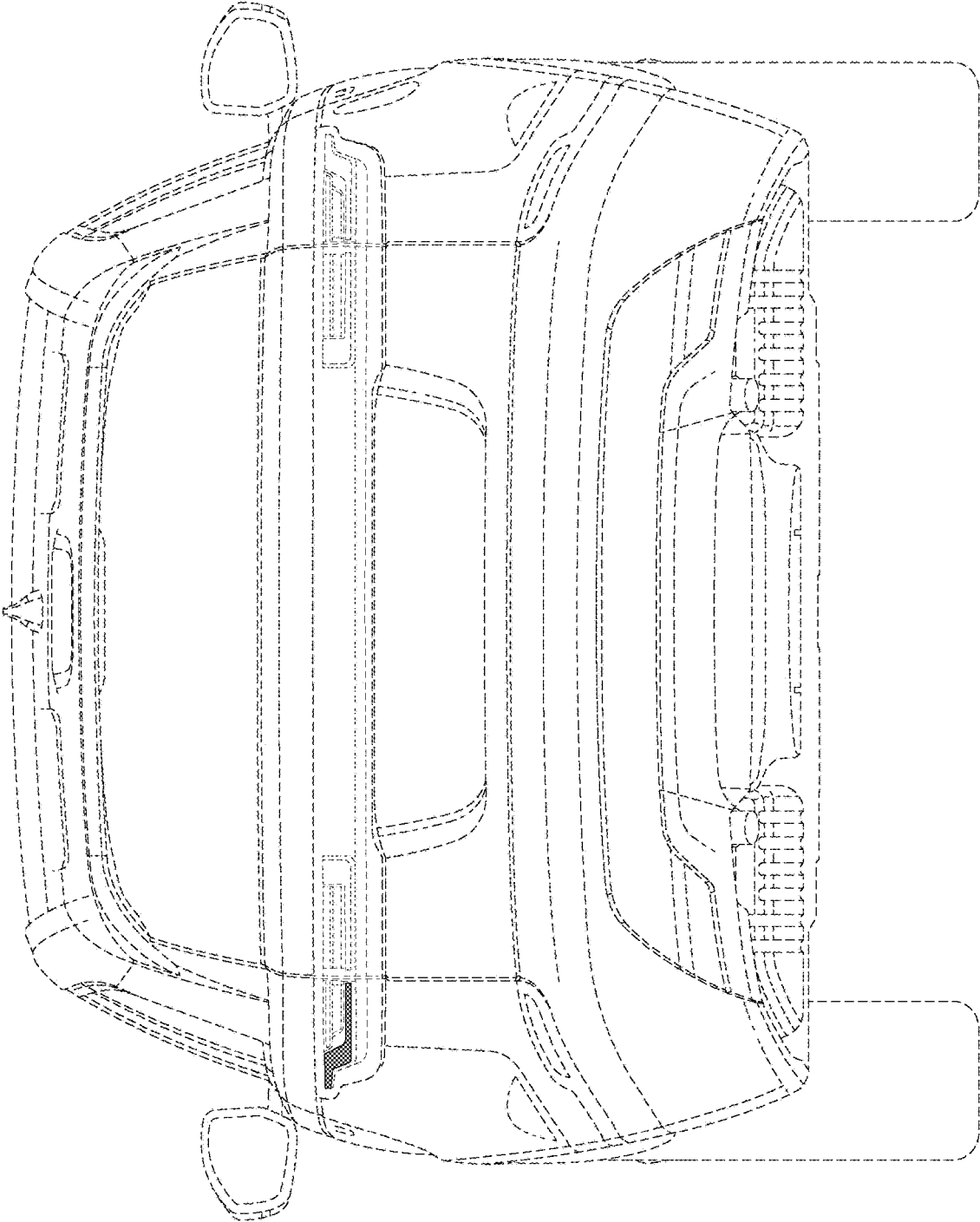


FIG. 5