

Organic Synthesis “On Water”

Arani Chanda and Valery V. Fokin*

Department of Chemistry, The Scripps Research Institute, La Jolla, California 92037

Received August 7, 2008

Contents

1. Introduction	725
2. On Water Reactions	726
2.1. Diels–Alder Reactions	726
2.2. 1,3-Dipolar Cycloadditions	728
2.3. Cycloadditions of Azodicarboxylates	730
2.4. Claisen Rearrangement	731
2.5. Passerini and Ugi Reactions	732
2.6. Nucleophilic Opening of Three-Membered Rings	733
2.7. Nucleophilic Substitution Reactions	735
2.8. Transformations Catalyzed by Transition Metals	736
2.9. Metal-Free Carbon–Carbon Bond-Forming Processes	740
2.10. Bromination Reactions	741
2.11. Oxidations and Reductions	742
3. Theoretical Studies	745
4. Concluding Remarks	746
5. Acknowledgments	746
6. References	746

1. Introduction

Water is the *lingua franca* of life on our planet and is the solvent of choice for Nature to carry out her syntheses.¹ In contrast, our methods of making complex organic molecules have taken us far away from the watery milieu of biosynthesis. Indeed, it is fair to say that most organic reactions commonly used both in academic laboratories and in industry fail in the presence of water or oxygen. As a direct consequence of our attempts to mimic Nature's way of making new chemical bonds, we learned to rely on highly reactive nucleophilic and electrophilic reagents to gain control of the chemical reactivity and to channel chemical reactions down a desired pathway. The requirement for the protection of all protic functional groups, such as alcohols and amines, is another corollary of our reliance on these energetic species. Nevertheless, chemical transformations in aqueous solvents are not new to organic chemists. On the contrary, they have attracted the attention of scientists for many years: the first use of water for an organic reaction could be dated back to Wöhler's synthesis of urea from ammonium cyanate.² From a true organic synthesis perspective, the earliest example could be the synthesis of indigo by Baeyer and Drewsen in 1882 (Scheme 1).³ In their synthesis, a suspension of *o*-nitrobenzaldehyde **1** in aqueous acetone was treated with a solution of sodium hydroxide.

The immediate formation of the characteristic blue color of indigo **2** ensued, and the product subsequently precipitated.

Water possesses many unique physical and chemical properties: a large temperature window in which it remains in the liquid state, extensive hydrogen bonding, high heat capacity, large dielectric constant, and optimum oxygen solubility to maintain aquatic life forms. These distinctive properties are the consequence of the unique structure of water.^{4,5} The structure and properties of water have been studied by scientists representing almost all fields of knowledge, and new theoretical models continue to emerge.^{6,7} Water is also known to enhance the rates and to affect the selectivity of a wide variety of organic reactions.^{8,9}

In spite of these potential advantages, water is still not commonly used as a sole solvent for organic synthesis, at least in part because most organic compounds do not dissolve in water to a significant extent, and solubility is generally considered a prerequisite for reactivity: “*corpora non agunt nisi soluta*” (substances do not react unless dissolved). Consequently, in the many examples of “aqueous reactions”, organic cosolvents are employed in order to increase the solubility of organic reactants in water.^{9,10} Alternatively, hydrophilicity of the reactants is increased by the introduction of polar functional groups, again to make the resulting compound at least partially water soluble.¹¹ However, these manipulations tend to diminish and even negate the advantages of low cost, simplicity of reaction conditions, ease of workup, and product isolation that water has over traditional solvents. Therefore, the currently burgeoning field of organic synthesis in aqueous media encompasses a large family of reactions. The solubility of reacting species and products can range from complete to partial to practically none, so that reaction mixtures can be both homogeneous and heterogeneous. The amount of water can also range widely, from substoichiometric quantities to a large volume in which the reactants are suspended or dissolved. Several terms have been used in the literature to describe reactions in aqueous milieu. *In water*, *in the presence of water*, and *on water* are commonly found in the recent publications and are often used interchangeably to describe reactions that proceed under very different conditions.^{12,13} There is also a growing number of examples of micellar catalysis in the presence of nonionic surfactants, such as Triton-X, Aliquat-336, and PTS (a tocopherol-based amphiphile).^{14–18}

In this review, we attempt to survey organic transformations that benefit from being performed on water under the conditions defined by Sharpless and co-workers:¹⁹ when insoluble reactant(s) are stirred in aqueous emulsions or suspensions without the addition of any organic cosolvents. In many cases, it is impossible to ascertain whether the reaction is occurring in or on water, but as long as the reaction mixture remains heterogeneous and the overall

* To whom correspondence should be addressed. Phone: (858) 784-7515. Fax: (858) 784-7562. E-mail: fokin@scripps.edu.



Valery V. Fokin received his undergraduate education at the University of Nizhny Novgorod, Russia, and his Ph.D. degree at the University of Southern California under the tutelage of Prof. Nicos A. Petasis. After a postdoctoral stint with Prof. K. Barry Sharpless at The Scripps Research Institute in La Jolla, California, he joined the Scripps faculty, where he is currently Associate Professor in the Department of Chemistry. His research is centered on the understanding of chemical reactivity of organometallic species and on applying it to the studies of macromolecular and biological phenomena. His research group is working on new reaction development, studies of the organic and organometallic mechanism, medicinal chemistry, synthesis of dendritic probes for imaging and drug delivery, and smart polymeric materials.

process appears to benefit from it (either in terms of increased reaction rate or enhanced selectivity), it qualifies.

The “on water” moniker reflects the defining attribute of these reactions: the lack of solubility of the reactant(s) in water. A considerable rate acceleration is often observed in reactions carried out under these conditions over those in organic solvents.¹⁹ Furthermore, in many cases, a significant rate increase of on water reactions over reactions carried out neat indicates that rate acceleration is not merely a consequence of increased concentration of the reacting species. Naturally, the degree of on water acceleration varies between different reaction classes, and even when it is modest, there are other advantages to carrying out reactions in this manner. First, water is an excellent heat sink because of its large heat capacity, making exothermic processes safer and more selective, especially when they are carried out on a large scale. Second, reactions of water-insoluble substrates usually lead to the formation of water-insoluble products. In such cases, product isolation simply involves filtration of solid products (or phase separation in the case of liquids). Finally, the growing list of examples wherein reactions performed on water are not only faster but also more selective (whether chemo-, regio-, or enantio-) underscores the significant potential for process intensification for reactions performed on water.

Although claims of the ecological advantages and “greenness” of water are almost invariably found in the opening paragraphs of reports describing aqueous reactions, they should be taken with a grain of salt. The low cost, relative abundance, and inherent safety of water notwithstanding, the environmental impact of a process is determined by many factors, such as the efficiency of the reaction in terms of atom economy,²⁰ the nature of the solvents used in the reaction workup, the residual concentration of regulated organic compounds and metal catalysts remaining in the aqueous waste, and the costs of its clean up or disposal.^{21,22} The mere finding that a process performs as well in water as it does in an organic solvent tells us little about its potential environmental impact.



Arani Chanda was born and brought up in Kolkata, India. After completing B.Sc. (Hons.) from Presidency College, Kolkata (1999), and M.Sc. from Indian Institute of Technology (IIT), Kanpur (2001), he joined the Institute of Green Sciences to work with Prof. Terrence J. Collins at Carnegie Mellon University, Pittsburgh. He was involved in mechanistic investigations of Fe-TAML activators of peroxides using experimental and theoretical techniques and their application towards remediation of environmental pollutants. After completing doctoral studies in 2007, he joined the laboratory of Prof. Valery V. Fokin at The Scripps Research Institute, La Jolla, CA, where he is currently a Pfizer postdoctoral fellow. His current work involves application of azide–alkyne chemistry and mechanistic studies of organic transformations on water. He was the winner of Hancock Memorial Award in Green Chemistry and Graduate Student Award from American Chemical Society in 2007.

The field of aqueous organic synthesis has been regularly and comprehensively reviewed.^{9,10,23–27} In addition, recent reviews focusing on microwave-assisted organic synthesis in water,²⁸ reactions in near-critical water,²⁹ and biocatalysis in water³⁰ have been published. Accordingly, these topics are not covered in the present review.

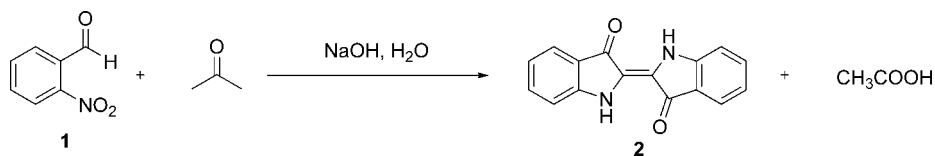
2. On Water Reactions

2.1. Diels–Alder Reactions

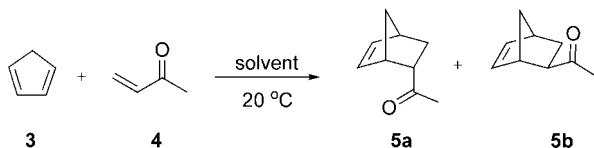
The Diels–Alder cycloaddition is a powerful synthetic transformation that has been used prolifically by organic chemists, and the effect of aqueous solvents on this large family of reactions was studied as early as 1939, when Hopff and Rautenstrauch disclosed that Diels–Alder reactions could be carried out efficiently in an “aqueous dispersion”.³¹ Most reactions described in their patent were carried out in the presence of dispersing or emulsifying agents.

In 1980, Rideout and Breslow reported that both rate enhancement and excellent selectivity could be achieved for certain Diels–Alder reactions when they were performed in dilute aqueous solutions.³² The authors studied the reaction of cyclopentadiene **3** (0.4 mM) with butenone **4** (12.1 and 25.5 mM) in water (Scheme 2) and followed its progress by UV–vis spectrometry. The second-order rate constants for the reaction in different solvents were obtained and are listed in Table 1. The reaction was accelerated more than 700-fold in water versus the aprotic nonpolar organic solvent, 2,2,4-trimethylpentane. The rate in methanol, a protic polar organic solvent, was intermediate but closer to that in the hydrocarbon solution. The effects of different additives (lithium chloride, guanidinium chloride, and cyclodextrins) were also examined. Although 4.86 M guanidinium chloride did not significantly affect the rate, the reaction was accelerated in 4.86 M lithium chloride solution.

Scheme 1



Scheme 2

Table 1. Rate Constants for the Diels–Alder Reaction of 3 and 4 in Different Solvents³²

solvent	$k_2 \times 10^5, \text{M}^{-1} \text{s}^{-1}$
2,2,4-trimethylpentane	5.94 ± 0.3
methanol	75.5
H ₂ O	4400 ± 70
H ₂ O (4.86 M LiCl)	10,800

Table 2. *Endo* vs *Exo* Selectivity of the Cycloaddition in Various Solvents

solvent	<i>endo/exo</i> ratio (5a/5b)
neat ^a	3.85
ethanol	8.5
H ₂ O	21.4

^a Excess butenone was used.

The authors also examined two other Diels–Alder reactions. The cycloaddition of cyclopentadiene with acrylonitrile showed a small rate increase on changing the solvent from 2,2,4-trimethylpentane to methanol but was significantly accelerated in water. The reaction of anthracene-9-carbinol with *N*-ethylmaleimide was fastest in water; it proceeded slower in polar solvents than in solutions of nonpolar hydrocarbons. The observed rate increase in water was explained by the hydrophobic effect, i.e., the propensity of hydrophobic molecules to associate in order to minimize their contact surface with water.^{33–35}

In a subsequent study,³⁶ the same authors demonstrated that, in addition to the enhanced rate of the reaction, the *endo* selectivity of the cycloaddition was also much higher in water than in ethanol or in the absence of a solvent (Table 2). These reactions were performed at a higher concentration (0.15 M in both reactants), so the reaction mixture was heterogeneous—an emulsion in water. This could be the first example of an on-water reaction for which a significant rate enhancement and a much higher selectivity were achieved simply by using water to support the reaction of two insoluble substances.

Another early example of an aqueous heterogeneous Diels–Alder reaction was reported by Grieco and co-workers in 1983.^{37,38} Their study of the cycloaddition of enal **6** with acyclic diene **7**, which contained a carboxylic acid functionality, proceeded significantly faster and with higher selectivity when the substrates were suspended in water (Table 3).

In 2005, Sharpless and co-workers demonstrated the on-water effect on the Diels–Alder reaction of *trans,trans*-2,4-hexadienyl acetate **10** and *N*-propylmaleimide **11** (Table 4).¹⁹ For example, the reaction in toluene took 144 h, in methanol it took 48 h, and it still required 10 h when no solvent was

Scheme 3

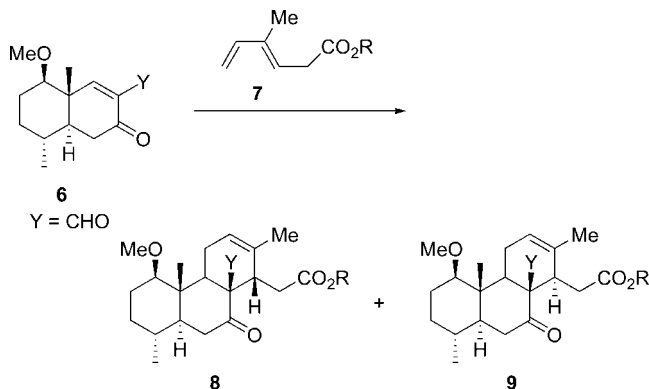


Table 3. Cycloaddition of Enal 6 with Diene 7

R	solvent	[7], M	time, h	yield, %	ratio 8/9
Et	benzene	1	288	52	0.85
Et	neat		144	69	1.3
Et	H ₂ O	1	168	82	1.3
Na	H ₂ O	1	8	83	2.0
Na	H ₂ O	2	5	100	3.0

used to obtain similar product yields (81–82%), whereas pure product was isolated in 81% yield after 8 h of stirring on water.

Pizzo and co-workers studied an inverse electron-demand hetero Diels–Alder reaction on water.³⁹ (*E*)-3-diazenylbut-2-enes **13** reacted with a variety of alkenes to yield dihydropyridazines **15(a+b)**, favoring the *endo*-isomer (Scheme 5). The on-water reaction gave a higher yield, although the *endo/exo* selectivity did not improve.

In another example of a hetero Diels–Alder reaction, Kobayashi and co-workers found that silver triflate activated imines **16** toward the cycloaddition with Danishefsky's diene **17** on water, providing ready access to substituted dihydro-4-pyridones **18** in excellent yields (Scheme 6).⁴⁰ A one-pot, three-component variant of this aza-Diels–Alder reaction, where the imine was formed in situ from the amine and the aldehyde, also proceeded smoothly on water.

Scheme 4

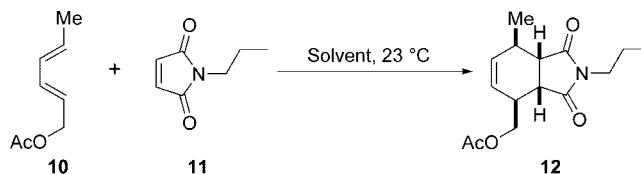
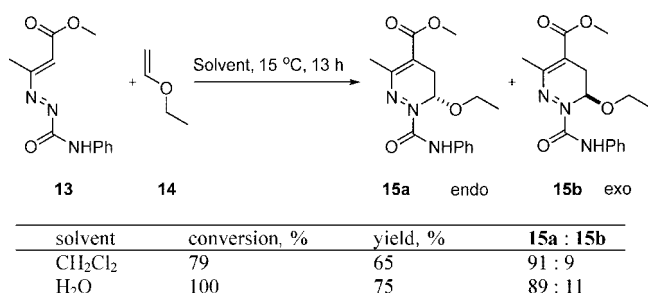


Table 4. Reaction Times in Various Solvents

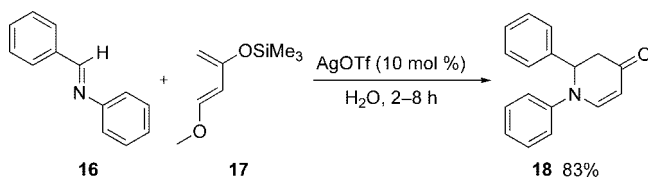
solvent	time to completion (h)	yield of 12, (%)
toluene	144	79
CH ₃ CN	> 144	43 ^a
CH ₃ OH	48	82
neat	10	82
H ₂ O	8	81

^a After chromatographic separation.

Scheme 5



Scheme 6

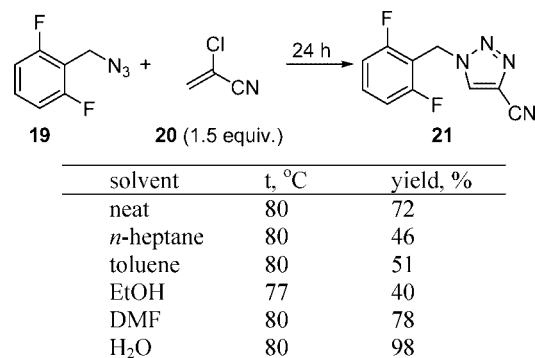


2.2. 1,3-Dipolar Cycloadditions

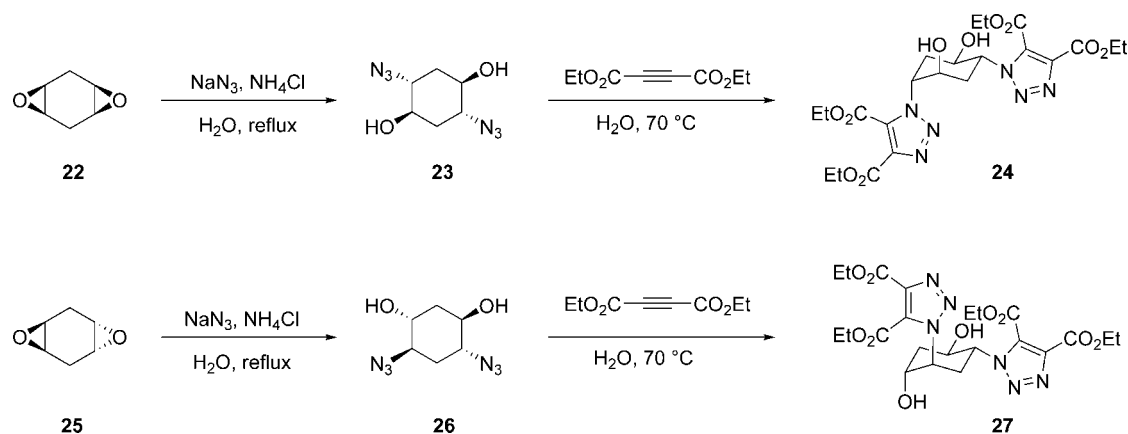
The diversity of available dipoles and dipolarophiles has made 1,3-dipolar cycloadditions⁴¹ broadly useful for the construction of complex molecular architectures, ranging from natural products to polymeric materials.^{42,43} The beneficial effects of water on several classes of dipolar cycloadditions have been documented.^{44–46}

A recent example from Novartis describes a simple and elegant synthesis of cyanotriazoles from organic azides and 2-chloroacrylonitrile **20**, a cyanoacetylene equivalent (Scheme 7).⁴⁷ The challenge in carrying out these cycloadditions is that **20** can polymerize under both acidic and basic conditions. Upon the reaction of **20** with organic azides such as

Scheme 7



Scheme 8



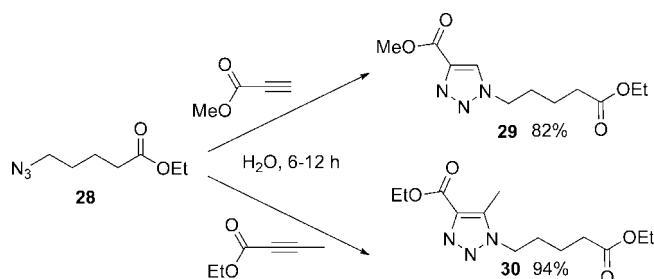
19, the intermediate triazoline loses HCl, which increases the acidity of the reaction medium. When an organic solvent is used, HCl remains in the reaction mixture and causes polymerization of **20**, thereby decreasing the yield of the triazole. In contrast, when the reactants are heated together on water, the azide **19** and the acrylonitrile **20** form the organic phase, while water constitutes the other phase. During the course of the reaction, the generated HCl is continuously extracted into the aqueous phase, thus reducing the propensity of **20** to polymerize. In addition, the reaction rate is highest in the two-phase system.⁴⁷

The 1,3-dipolar cycloaddition of organic azides with alkynes occupies a special place in the family of Huisgen cycloaddition processes. Although both azides and alkynes are highly energetic species, they are kinetically stable and are quite inert to most common organic functional groups. Their cycloaddition is strongly thermodynamically favored ($\Delta H^\circ = -45$ – 60 kcal/mol) but has a relatively high kinetic barrier (ca. 26 kcal/mol for methyl azide and propyne⁴⁸), thus rendering the reaction very slow at room temperature for unactivated reactants. However, even in the absence of transition metal catalysts, electron-deficient acetylenes may be sufficiently reactive dipolarophiles. Thus, acetylene dicarboxylates and organic azides react readily and cleanly on water. As shown in Scheme 8, azido alcohols **23** and **26** were obtained from the isomeric diepoxides **22** and **25** by opening the latter with azide anion on water containing an equivalent of ammonium chloride buffer. The azido alcohols were formed regioselectively and were subsequently submitted to the reaction with diethyl acetylene dicarboxylate on water. The product bistriazoles **24** and **27**, which are crystalline solids, were isolated by simple filtration.⁴⁹

The 1,3-dipolar cycloadditions of organic azides and electron-deficient alkynes (both terminal and internal alkynoates were used) were studied on water by Ju and co-workers.⁵⁰ The reactions appeared to be facile even at room temperature and proceeded to completion in 6–12 h. Remarkably, the authors isolated regioisomerically pure 1,4-disubstituted 1,2,3-triazoles **29** and **30** (Scheme 9) in 82% and 94% yields, respectively.

The 1,3-dipolar cycloaddition reactions of phthalazinium ylides on water, reported by Butler and co-workers, are noteworthy because they involve at least one solid reactant. For example, phthalazinium-2-dicyanomethanide **31**, which is a solid compound insoluble in water, reacted with methyl methacrylate **32**,⁵¹ substituted styrenes **33**,⁵² or 2-butenone **34**⁵² (Scheme 10), providing dihydropyrrolophthalazines

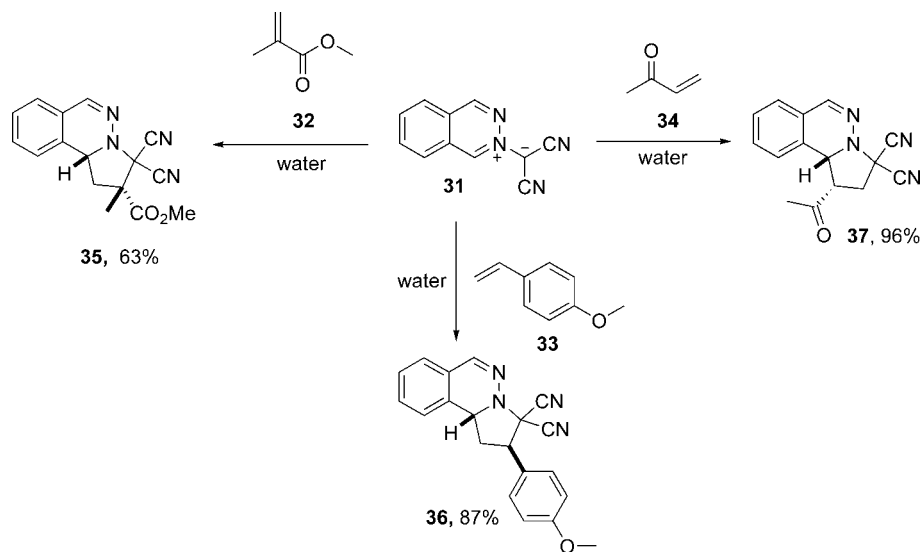
Scheme 9



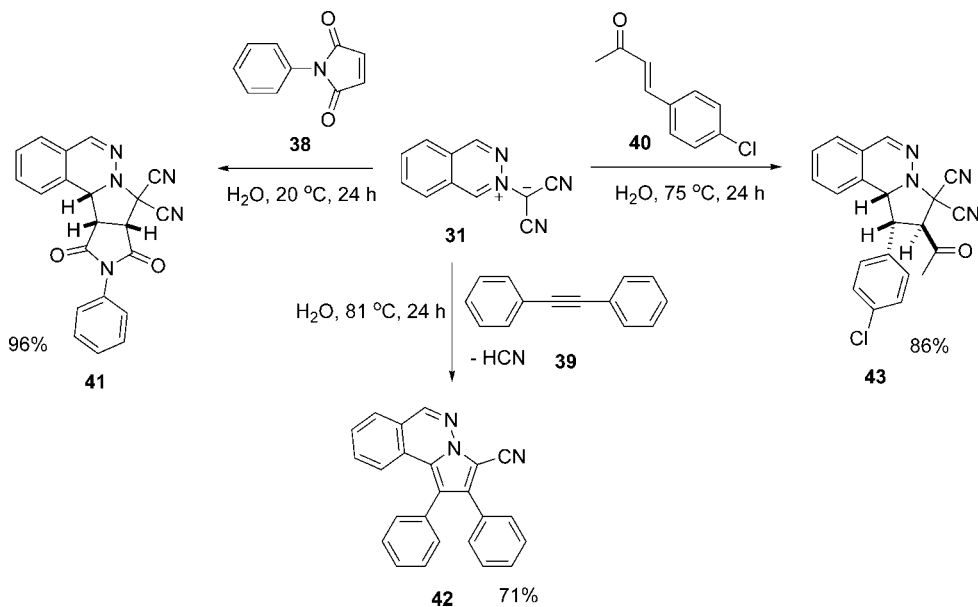
35–37, respectively, in high yield when the reaction was performed in water.

On the basis of the observed rate enhancement, dipolarophiles were grouped into two classes, "water-normal" and "water-super". Ethers, sulfones, nitriles, styrenes, and aryl acetylenes showed less than a 20-fold rate enhancement on water compared to the homogeneous solution conditions and, thus, were "normal". Enones and ynones showed greater than a 45-fold (often a 100-fold) rate enhancement and, accordingly, were placed in the "super" category.

Scheme 10



Scheme 11

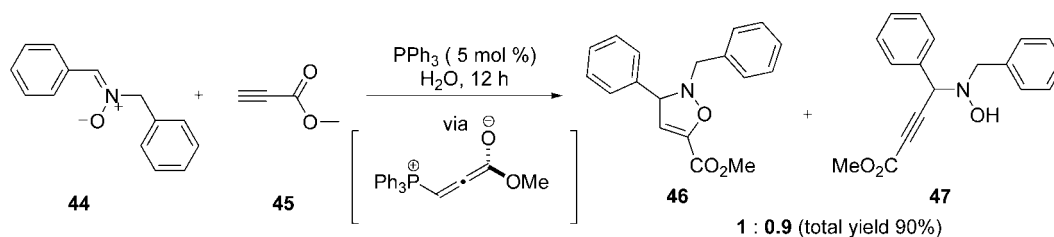


A "solid–solid" reaction of the same dipole with insoluble dipolarophiles also efficiently proceeded on water (Scheme 11).⁵¹ However, heating was required for the reactions of diphenylacetylene **39** and *p*-chlorophenyl butenone **40**.

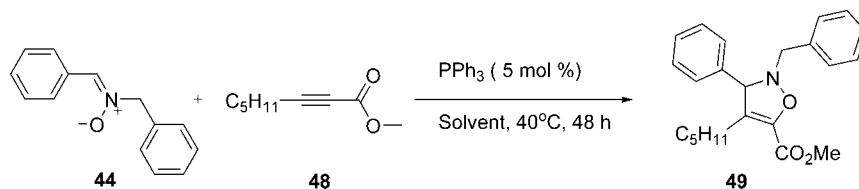
Cycloadditions of nitrones with allenolates, which were generated from propiolates and a catalytic amount of triphenylphosphine or tertiary amine, were performed on water (Scheme 12).^{53,54} Thus, nitron **44** reacted with methyl propiolate **45**, providing the approximately 1:1 mixture of the trisubstituted isoxazoline **46** and hydroxylamine **47** in 90% combined yield. The yields were very low in toluene, benzene, and dichloromethane.

With internal alkynes, such as methyl heptynoate **48**, only the 1,3-dipolar cycloaddition product, oxazoline **49**, was formed (Scheme 13). This reaction failed in toluene and dichloromethane and proceeded poorly on pure water. However, performing the reaction on 3 M aqueous solution of lithium chloride significantly improved its efficiency (Table 5).

Scheme 12



Scheme 13

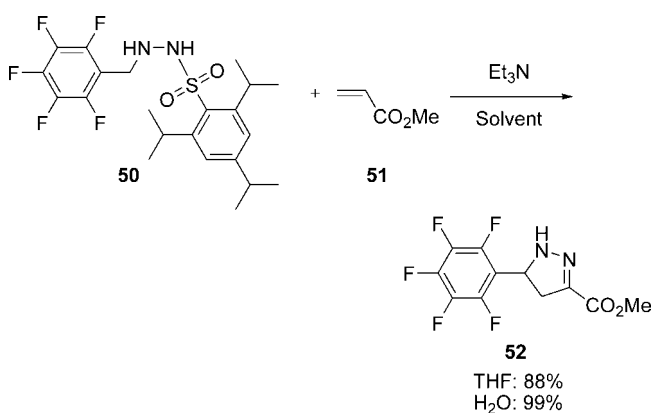
Table 5. Cycloaddition of **44** and **48** in Different Solvents

solvent	conversion, %
toluene	^a
CH_2Cl_2	^a
H_2O	10
LiCl (3cM aq.)	68

^a No product was observed after 24 h.

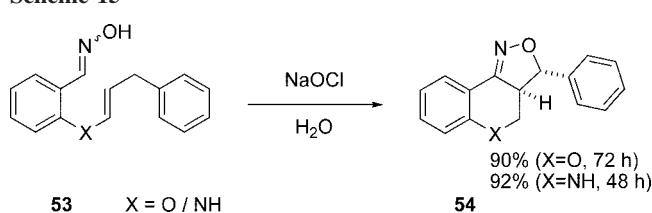
In another example of a 1,3-dipolar cycloaddition reaction, perfluorophenyl diazomethane, generated in situ from 2,4,6-triisopropyl-*N'*-(perfluorobenzyl)benzenesulfonylhydrazine **50** by the Bamford–Stevens reaction, reacted on water with α,β -unsaturated esters **51** or nitriles, yielding the corresponding pyrazolines **52** (Scheme 14).⁵⁵ Although the reaction could be carried out in tetrahydrofuran, the on-water process gave virtually quantitative yields. The insoluble products were easily isolated by filtration.

Scheme 14

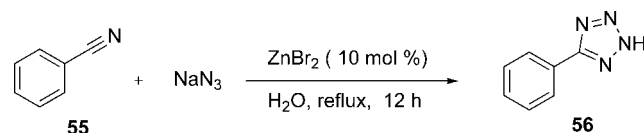


Bala and Hailes reported the intermolecular 1,3-dipolar cycloaddition reactions of nitrile oxides, which were generated in situ by halogenation/dehydrohalogenation of oximes **53**, with olefins. Benzopyrans, quinolines, and fused isoxazolines **54** (Scheme 15) were prepared in excellent yields.⁵⁶ Although these annulations were slower on water than in mixed solvent systems (e.g., THF/ H_2O), the facility of product isolation from the on-water reactions was a practical advantage: no starting materials remained, and the isoxazoline products precipitated from the reaction mixture.

Scheme 15



Scheme 16



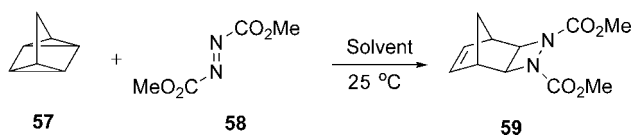
Demko and Sharpless developed a practical synthesis of tetrazoles **56** and tetrazole analogues of α -amino acids from aryl nitriles **55** and sodium azide on water (Scheme 16).⁵⁷ Among several zinc salts that were examined, zinc(II) bromide was identified as the most effective catalyst. The mechanism of these reactions was examined computationally.^{58,59}

2.3. Cycloadditions of Azodicarboxylates

Reactions of azodicarboxylates with unsaturated hydrocarbons are powerful C–N bond-forming processes. Such reactions are often highly exergonic due to the energetic nature of the azo functionality and, as a result, are reliable and versatile. A striking example of an on-water accelerated $2\sigma + 2\sigma + 2\pi$ cycloaddition reaction between quadricyclane **57** and dimethyl azodicarboxylate **58**⁶⁰ (Scheme 17) was described by Sharpless and co-workers.¹⁹ This transformation usually requires prolonged reaction times and heating when carried out in an organic solvent or under neat conditions.^{61,62} Thus, in homogeneous organic solutions, this reaction took from 18 h (in methanol) to over 5 days (in toluene) to reach completion (Table 6). In contrast, it proceeded in ca. 10 min on water at room temperature.

The cycloaddition of quadricyclane and dimethyl azodicarboxylate was also examined in methanol–water mixtures. As illustrated in Table 7, the reaction proceeded to completion in 4 h in a homogeneous solution of 3:1 methanol/water, while in pure methanol it took 18 h. Upon increasing the proportion of water in the solvent from 25% to 50%, at which

Scheme 17

Table 6. Reaction of **57** and **58** in Different Solvents

solvent	time to completion
toluene	> 120 h
EtOAc	> 120 h
CH ₃ CN	84 h
CH ₂ Cl ₂	72 h
DMSO	36 h
CH ₃ OH	18 h
neat	48 h
H ₂ O	10 min

Table 7. Effect of Water on the Reaction of **57** with **58**

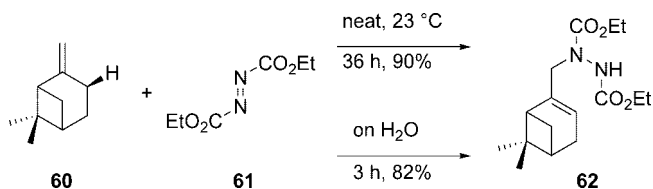
solvent	time to completion
CH ₃ OH/H ₂ O (3:1, homogeneous)	4 h
CH ₃ OH/H ₂ O (1:1, heterogeneous)	10 min
CH ₃ OH/H ₂ O (1:3, heterogeneous)	10 min

point the reaction mixture became heterogeneous, the reaction was significantly accelerated and proceeded to completion in 10 min instead of 4 h.

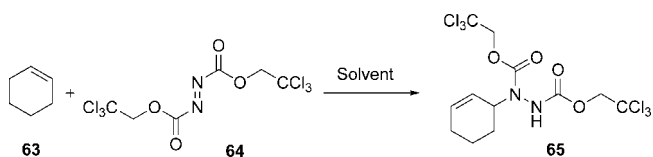
Ene reactions of azodicarboxylates are convenient methods for the allylic amination of olefins.^{63,64} Sharpless and co-workers disclosed that the ene reaction of diethyl azodicarboxylate **61** and β -pinene **60** proceeded very fast on water: product formation was complete within 3 h, as compared to the 36 h for the neat reaction (Scheme 18).^{19,65}

Furthermore, the ene reaction of cyclohexene **63** with bis(trichloroethyl) azodicarboxylate **64** (Scheme 19) was also found to be significantly accelerated on water.¹⁹ Even though the azo reagent is a solid compound, the product was obtained in 91% yield after the mixture was vigorously stirred on water for 8 h at 50 °C. In contrast, performing the reaction neat at 50 °C or in benzene at 80 °C resulted in lower yields even after prolonged heating (36 h, Table 8).

Scheme 18



Scheme 19

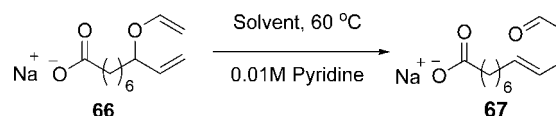
Table 8. Ene Reaction of **63** and **64** in Different Solvents

solvent	<i>t</i> , °C	time, h	yield, %
benzene	80	24	70
neat	50	36	62
H ₂ O	50	8	91

2.4. Claisen Rearrangement

In 1987, Gajewski, Ganem, Carpenter, and co-workers reported a detailed experimental and mechanistic study of the rearrangement of chorismic acid to prephenic acid, an important step in the shikimic acid pathway.⁶⁶ The accelerating effect of polar solvents on the rate of Claisen rearrangements was noted and was subsequently studied on the model carboxylate **66** by Grieco and Gajewski (Scheme 20).^{66,67} The first-order rate constants for Claisen rearrangement of this carboxylate-containing allyl vinyl ether were determined in different solvents (Table 9). The aqueous reaction was over 20 times faster than that in polar organic solvents, and more than 2 orders of magnitude faster than the analogous rearrangement of the methyl ester in a nonpolar organic solvent, such as cyclohexane.

Scheme 20

Table 9. Rearrangement of **66** in Different Solvents

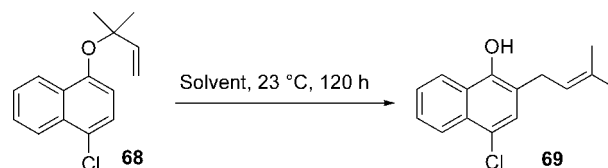
	solvent	rate ($k \times 10^{-5} \text{ s}^{-1}$)
1	methanol	0.79
2	3:1 methanol/H ₂ O	1.6
3	1:1 methanol/H ₂ O	4.6
4	1:3 methanol/H ₂ O	11
5	CF ₃ CH ₂ OH ^a	2.6
6	1:3 CF ₃ CH ₂ OH/H ₂ O	6.9
7	1:3 DMSO/H ₂ O	3.0
8	H ₂ O	18

^a 0.1 M solution of pyridine.

The rearrangement of aromatic substrates was examined in 2005 by Sharpless and co-workers on allyl naphthyl ether **68** (Scheme 21). The reactions were performed in different solvents as well as neat.¹⁹ Although absolute reaction rates were not determined, the rearranged product **69** was obtained in almost quantitative yield on water. The yields were much lower when the reaction was carried out in toluene, dimethylformamide, acetonitrile, or methanol (Table 10).

Nicolaou and co-workers reported a water-accelerated Claisen rearrangement and Diels–Alder cascade sequence in their synthesis of gambogin, a cytotoxic natural product isolated from the evergreen plants of the genus *Garcinia*.

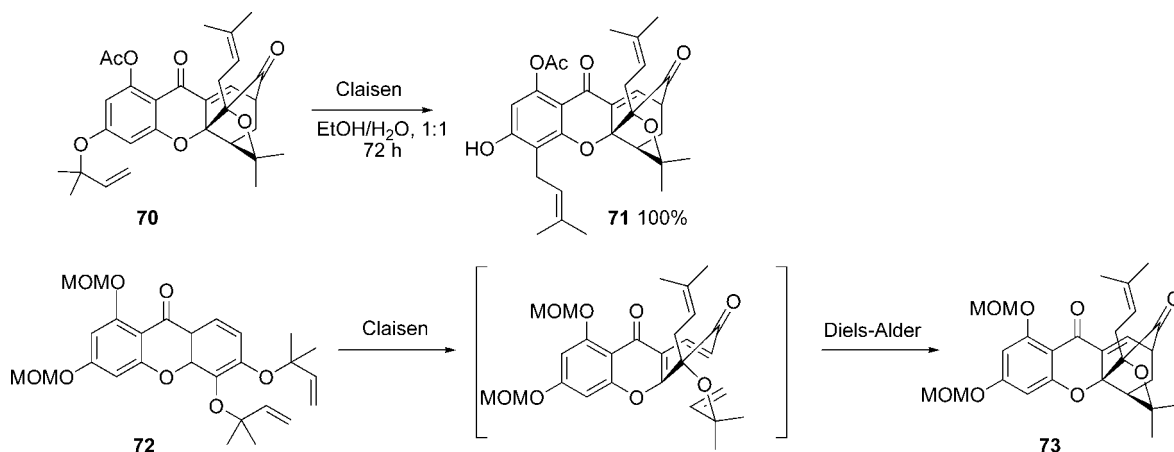
Scheme 21

Table 10. Rearrangement of **68** in Different Solvents

solvent	yield, %
toluene	16
DMF	21
CH ₃ CN	27
CH ₃ OH	56 ^a
neat	73
H ₂ O	> 99

^a A small amount of 4-chloro-1-naphthol was also observed.

Scheme 22



The authors noted the unprecedented facility of the Claisen rearrangement using the model substrate **70** (Scheme 22), which proceeded at room temperature in ethanol/water mixture. The quantitative conversion of intermediate **72** to the key gambogin precursor **73** was then accomplished by the Claisen rearrangement/Diels–Alder sequence in 2:1 water/methanol at 65 °C.⁶⁸

2.5. Passerini and Ugi Reactions

Multicomponent reactions provide rapid access to chemical diversity by combining several reactants into densely functionalized molecules.^{69–71} Among the commonly used multicomponent reactions, Ugi and Passerini reactions are easily among the most versatile and widely utilized transformations. Pirrung and Sarma^{72,73} examined these reactions in aqueous solutions and reported a significant increase in their rate and efficiency compared to organic solvents. For example, in the Passerini reaction shown in Scheme 23, amide **77** was obtained in nearly quantitative isolated yield in water, and the reaction time was considerably shorter (3.5 h) than in dichloromethane (18 h, 50% yield, Table 11).

Scheme 23

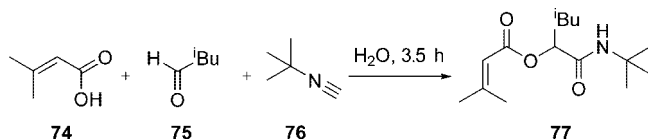


Table 11. Passerini Reaction of **74**, **75**, and **76** in Different Solvents

solvent	time, h	conversion, %
CH ₂ Cl ₂	18	50
CH ₃ OH	24	^a
DMF	24	15
H ₂ O	3.5	100

^a No progress was observed.

The addition of lithium chloride or glucose further accelerated the reaction. It is also noteworthy that these reactions showed inverse temperature dependence. Thus, the rate was 11% higher at 4 °C vs 25 °C, while increasing the temperature to 50 °C slowed the reaction by 44%.

Evaluation of the rates of Ugi reactions of α,β-unsaturated acids **74** (Scheme 24) revealed a nearly 50-fold acceleration

on water in comparison to methanol.^{72,73} These transformations provided a practical and high-yielding route to the target amides **79**.

The utility of Ugi reactions of β-amino acids performed on water were demonstrated by synthesis of strained β-lactams (Scheme 25).⁷³ These reactions did not proceed in methanol, tetrahydrofuran, or dichloromethane. In contrast, β-lactam derivatives, such as **81**, were obtained in good yield after 72 h when reactions were performed on water.

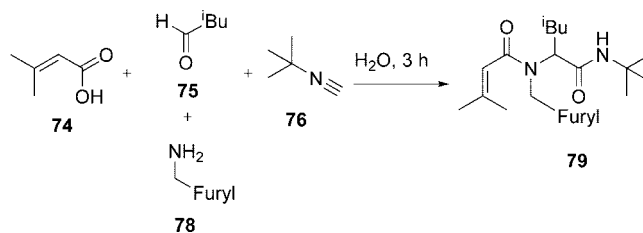
The authors employed the on-water accelerated Passerini and Ugi reactions for the construction of diverse libraries of β-lactams from simple building blocks shown in Table 12.

Blackwell and co-workers applied water-accelerated Ugi reactions to the construction of small-molecule macroarray systems on planar cellulose supports.⁷⁴ These solid-supported processes were also accelerated by water, enabling facile synthesis of small-molecule arrays with excellent purity.

Vigalok and Shapiro demonstrated that long-chain (branched and linear) aliphatic and aromatic aldehydes could be oxidized on water using air or oxygen (Scheme 26) to yield the corresponding carboxylic acids in high yields.⁷⁵ No catalysts or activators were required. No reaction was observed in organic solvents such as methanol and dichloromethane. The addition of even 5% (v/v) of dioxane completely suppressed the reaction.

Carboxylic acids formed in this oxidation process were directly utilized in Passerini reactions, wherein aldehydes served as precursors of both carbonyl and ester functions. When water-insoluble starting materials were used (i.e., the on water conditions), these pseudo-three-component reactions produced only Passerini products, such as **85**. In contrast,

Scheme 24



Scheme 25

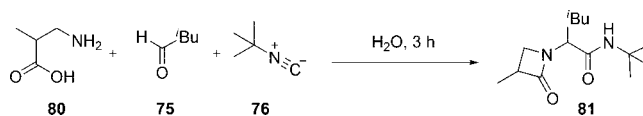
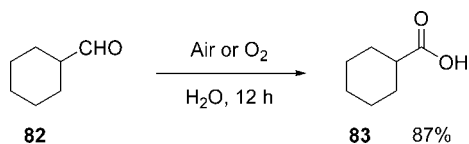


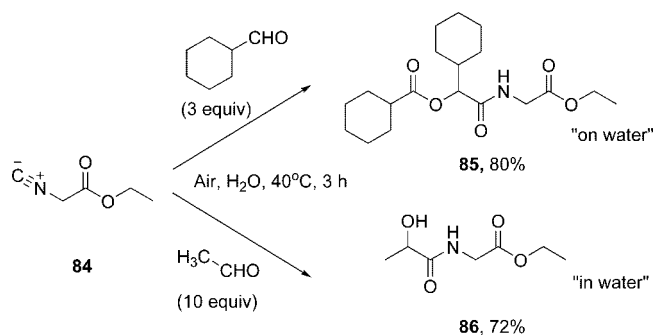
Table 12. Building Blocks for the Libraries of β -lactams 81

Acids				
Aldehydes				
Isonitriles				
Amines				
β -Amino acids				

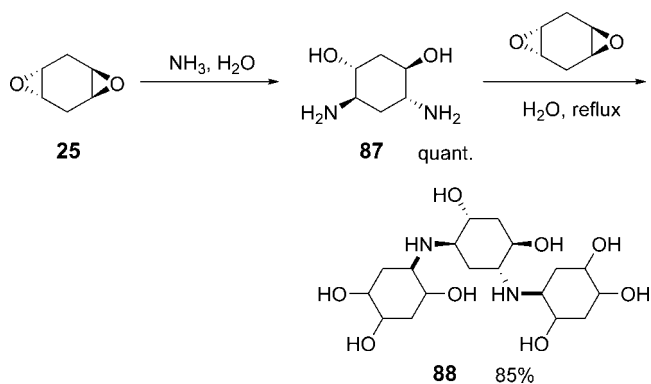
Scheme 26



Scheme 27



Scheme 28



when water-soluble components were used (the in water reaction), α -hydroxyamide products **86** were isolated (Scheme 27). The on-water reactions were considerably faster than the homogeneous processes, and their rate was dependent on the stirring speed.

Scheme 29

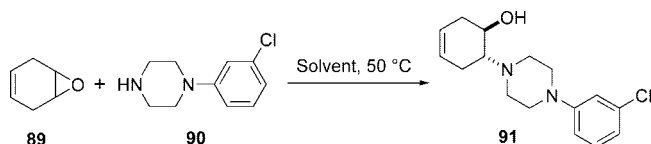
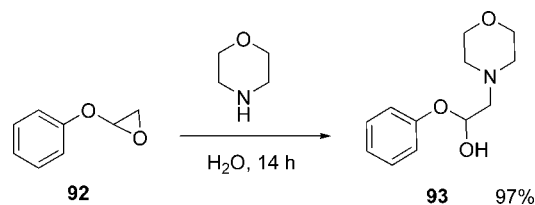


Table 13. Nucleophilic Opening of Cyclohexadiene Monoepoxide 89

solvent	time, h	yield, %
toluene	120	<10
EtOH	72	89
neat	60	76
H ₂ O	12	88

Scheme 30



2.6. Nucleophilic Opening of Three-Membered Rings

Nucleophilic openings of three-membered rings, such as epoxides and aziridines, are important and reliable methods for making carbon–heteroatom bonds because the competing elimination processes are stereoelectronically disfavored.⁷⁶ As a result, ring-opened products are commonly obtained in high yield. As already illustrated in section 2.2 (Scheme 8), the nucleophilic opening of epoxides with azide anion proceeds efficiently on water to generate a variety of useful azide-containing products.

1,4-Cyclohexadiene diepoxide **25** also reacts with ammonia to form aminoalcohol **87** in quantitative yield (Scheme 28), which can further react with another molecule of the epoxide, furnishing **88**.

Scheme 31

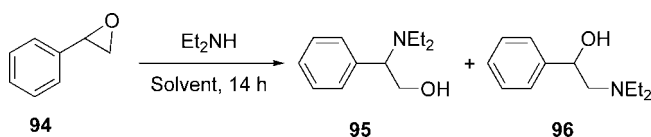
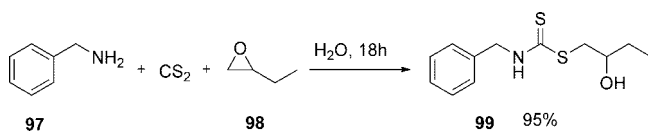


Table 14. Opening of Styrene Oxide with Diethylamine in Various Solvents

solvent	yield of 95 + 96 , %	95/96
neat	^a	
CH ₂ Cl ₂	^a	
CH ₃ CN	^a	
hexane	^a	
ethanol	50	24:76
diethyl ether	^a	
H ₂ O	92	45:55

^a No product observed.

Scheme 32



The nucleophilic opening of cyclohexadiene monoepoxide **89** with substituted piperazine **90** (Scheme 29) was evaluated in organic solvents, on water, and under neat conditions.¹⁹ The on-water reaction was fast and high-yielding (88%, 12 h), while it took 3 days in ethanol to produce the same yield of the aminoalcohol **91** (Table 13).

Efficient aminolysis of a series of epoxides by aliphatic and aromatic amines was accomplished on water by Saidi and Azizi (Scheme 30).⁷⁷ The aminoalcohol products were obtained in high yields without any catalyst or organic cosolvent. α-Amino alcohols **93** were synthesized under these mild conditions with high selectivity and in excellent yields.

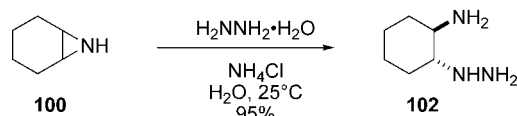
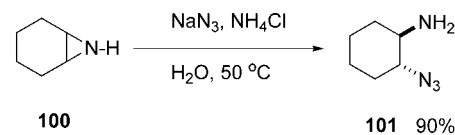
Similarly high yields were obtained in the reaction of styrene oxide with anilines, although the reaction was not regioselective. The opening of styrene oxide with diethylamine proceeded well in water (92% yield), was less efficient in ethanol (50% yield), and failed in dichloromethane, acetonitrile, hexane, and diethyl ether (Scheme 31 and Table 14).

The nucleophilic opening of epoxides with dithiocarbamate anions generated in situ from amines and carbon disulfide gave β-dithiocarbamate derivatives, such as **99**, in excellent yield (Scheme 32).⁷⁸ In most cases, yields were slightly higher or comparable to those obtained in the dimethylformamide/LiClO₄ system.

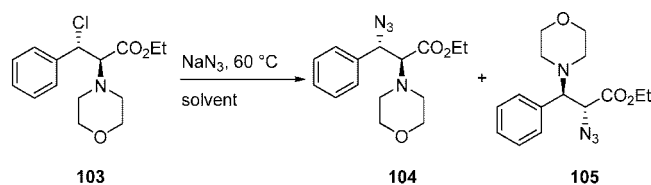
Nucleophilic openings of other strained ring systems may also benefit from the on-water conditions. For example, even unactivated aziridines, such as cyclohexyl imine **100**, readily reacted with buffered sodium azide to produce 1,2-amino azide in 90% yield (Scheme 33). Similarly, the reaction of this aziridine with hydrazine proceeded rapidly in water at ambient temperature.⁶⁵

Scheme 34 illustrates the benefits of the on-water conditions on the nucleophilic opening of the aziridinium ions derived from α-amino β-chloroesters **103**.^{79–81} A significant improvement in both yield and regioselectivity was attained upon increasing the water content of the reaction mixture, with the best results obtained in pure water. Reactions of aziridinium ions are particularly well-suited to the aqueous

Scheme 33

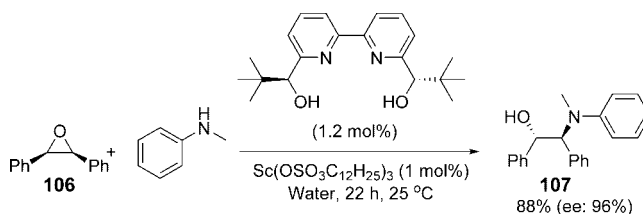


Scheme 34



solvent	time, h	yield of 104 + 105 , %	104 : 105
CH ₃ CN	12	85	60 : 40
EtOH/H ₂ O (4 : 1)	12	97	88 : 12
EtOH/H ₂ O (1 : 4)	6	92	93 : 7
H ₂ O	6	> 99	95 : 5

Scheme 35

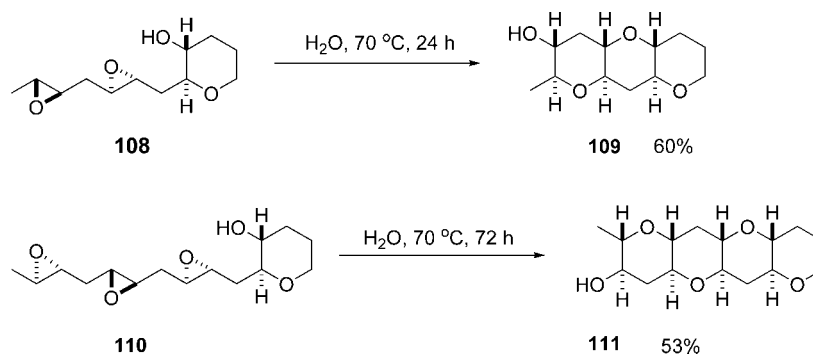


environment, because these three-membered ring intermediates bear a positive charge balanced by the anionic counterion, which serves as the leaving group. When this leaving group is chloride or sulfonate, the favorable effects of water are most apparent, probably as a result of strong protic solvation of these anions in water.⁸²

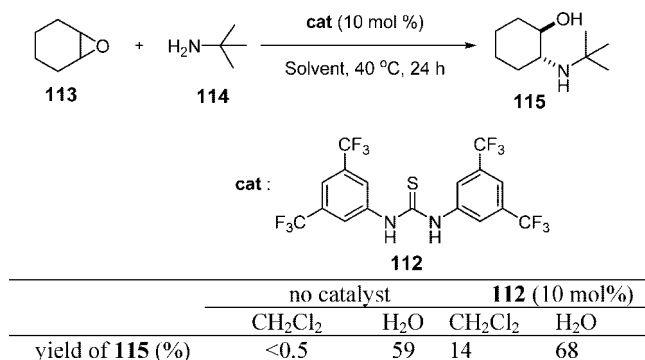
Kobayashi and co-workers reported asymmetric ring opening of *meso*-epoxides **106** using 1 mol % of Sc(OSO₃C₁₂H₂₅)₃ and 1.2 mol % of a chiral bipyridine ligand in water. The reaction provided β-amino alcohols **107** in high yields and with excellent enantioselectivities (Scheme 35).⁸³

Vilotijevic and Jamison recently reported an impressive example of the effect of water on epoxide-opening cascade reactions (Scheme 36).⁸⁴ Such transformations of polyepoxides into ladder polyethers via a “domino” cascade of epoxide-opening events had been proposed by Nakanishi to explain the biosynthesis of marine polyether natural products. However, there was no experimental evidence to support this hypothesis. In fact, in organic solvents, these epoxide openings are generally disfavored. In stark contrast, water promoted the desired opening cascade as long as one templating tetrahydropyran was present in the polyepoxide chain. Thus, diepoxide **108** and triepoxide **110** (Scheme 36) were readily converted into the corresponding fused tetrahydropyrans **109** and **111** in 60% and 53% yield, respectively, maintaining absolute stereocontrol. This is a superb example of the effect that water can have on the selectivity of an organic reaction.

Scheme 36



Scheme 37



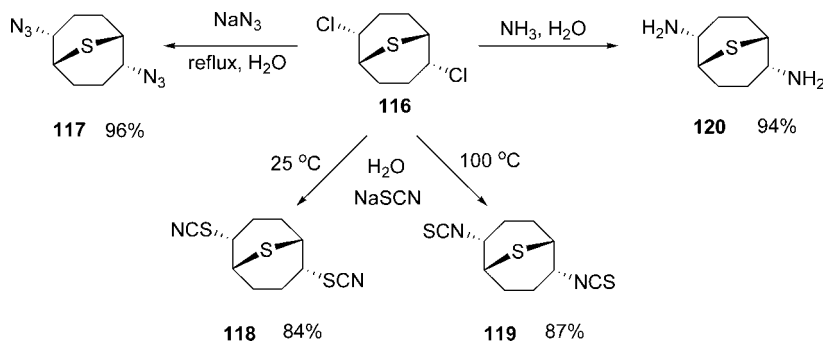
A study by Schreiner and co-workers reported a thiourea-based organocatalyst **112** that promoted aqueous epoxide ring-opening reactions (Scheme 37).⁸⁵ The catalyst was designed to mimic the active site components of the enzyme epoxide hydrolase. Comparison of the reaction in dichloromethane and in water showed a prominent effect of the latter on the yield of the opening reaction. The effect of the catalyst itself was marginal (cf. 59% yield in the absence of the catalyst vs 68% when 10 mol % of **112** was used). Examples with propylene oxide and cyclohexane epoxide with seven different amine nucleophiles were reported. Reaction in D_2O was slower by ca. 20%.

Cravotto and co-workers investigated effects of ultrasonication on organic reactions. In a recent example from their laboratories, regioselective opening of epoxides under simultaneous microwave irradiation and ultrasonication was reported.⁸⁶ The opening reactions with sodium azide were clean and fast and provided the azidoalcohols in good yields.

2.7. Nucleophilic Substitution Reactions

An example of an efficient nucleophilic substitution reaction was reported by Finn, Sharpless, and co-workers.^{87,88}

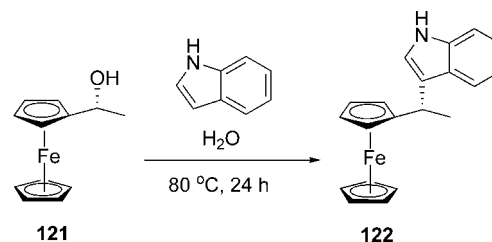
Scheme 38



The dichlorothiabicyclooctane **116** was treated with sodium azide or ammonia to produce diazide **117** and diamine **120**, respectively (Scheme 38). Treatment of the same electrophile with NaSCN at different temperatures produced either thiocyanate **118** or isothiocyanate **119** (25°C) or cyanate **120** (100°C).

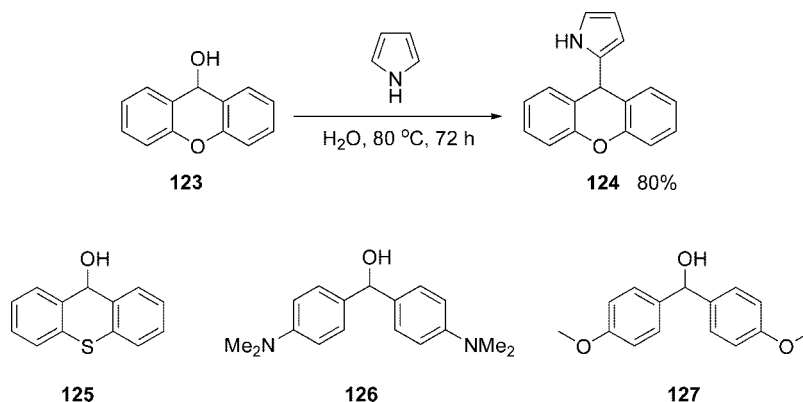
An interesting example of on-water nucleophilic substitution of ferrocenyl alcohols **121** by carbon nucleophiles was reported by Cozzi and Zoli (Scheme 39).⁸⁹ The reaction proceeded without the addition of Lewis or Bronsted acid catalysts or surfactants. Various substituted indoles, pyrroles, thiophenols, and imidazoles readily participated in the reaction. With the exception of the most electron-deficient nucleophiles, the substituted ferrocenes were obtained in good yields (45–95%), and virtually no racemization was observed. Although the on-water reactions were not directly compared with those in organic solvents, the practical aspects of this substitution make it useful for the synthesis of diversely substituted chiral ferrocenes.

Scheme 39

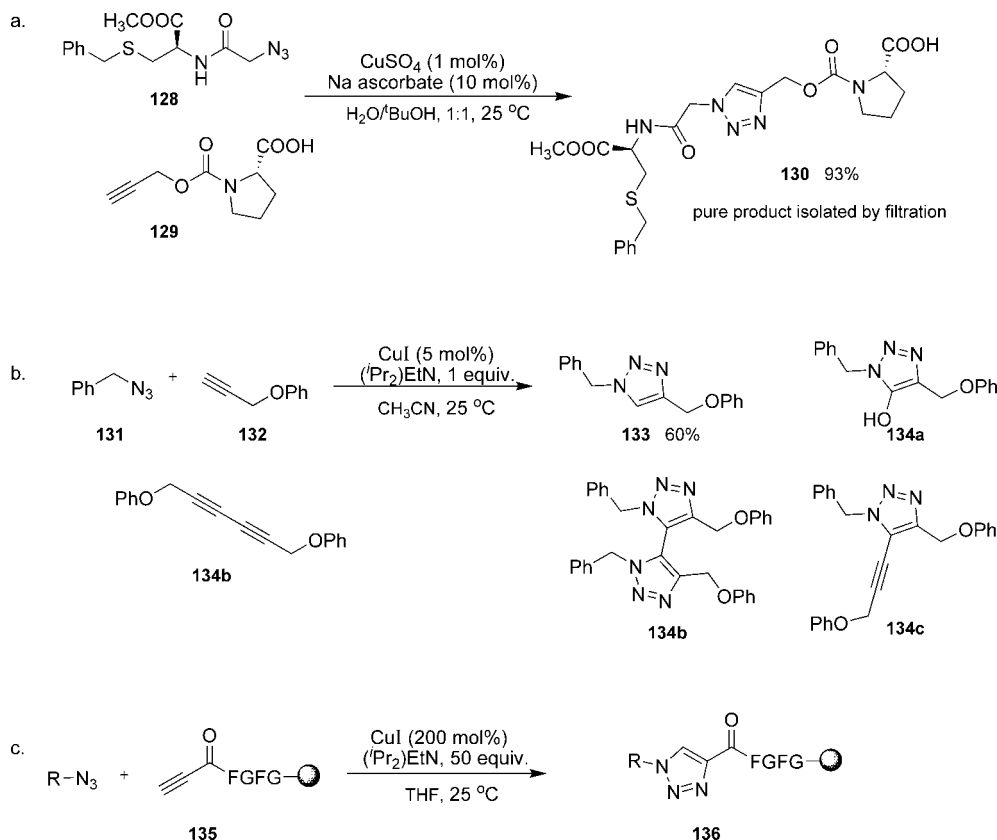


In the subsequent study,⁹⁰ the authors rationally selected electrophile/nucleophile/solvent combinations taking into account the electrophilicity parameters introduced by Mayr.^{91–93} The selection of benzylic alcohols that participated in the substitution reaction was significantly extended, as was the selection of the nucleophiles (Scheme 40).

Scheme 40



Scheme 41

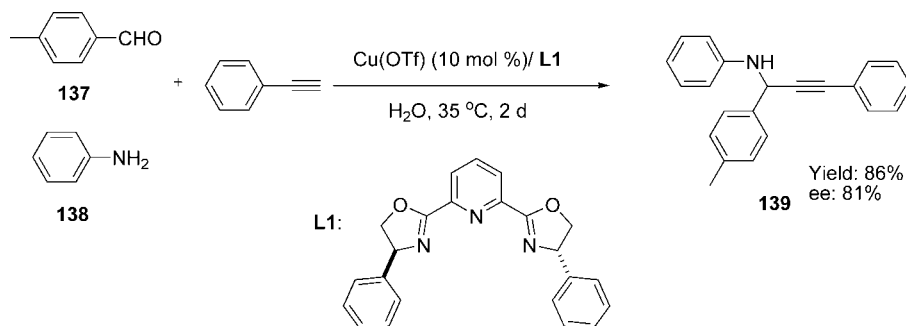


2.8. Transformations Catalyzed by Transition Metals

The stereotypical notion that organometallic reagents are not compatible with water stems from the extreme basicity and rapid hydrolysis of organolithium and organomagnesium

compounds, the organometallic reagents on which most organic chemists have been educated. However, many organometallic compounds of transition metals are not as highly reactive with water and are, in fact, fully compatible with the aqueous environments because the hydrolysis of

Scheme 42



their carbon–metal bond is kinetically disfavored. With their accessible *d*-orbitals, transition metals can selectively interact with the "soft" nucleophilic (π) and electrophilic (π^*) orbitals of alkynes, olefins, and arenes, paying relatively little attention to "hard" nucleophilic groups that may be present at whatever concentration in the aqueous solution. This property is responsible for the extensive and expanding family of aqueous-phase transformations mediated by transition metals. These include oxidations, reductions, and carbon–carbon and carbon–heteroatom bond-forming reactions. All of these topics have been recently reviewed,^{23,94,95} and therefore, only several illustrative transformations that exhibit the on-water reactivity enhancements will be covered in the section below.

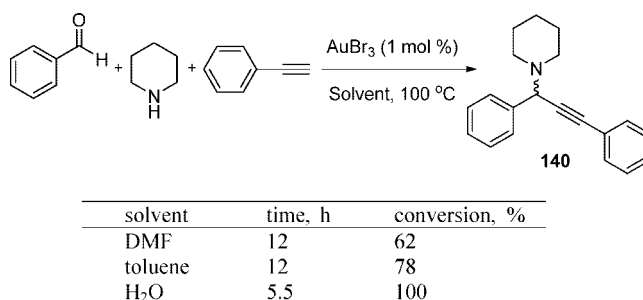
The copper(I)-catalyzed azide–alkyne cycloaddition (CuAAC) reaction is a striking example of the unique reactivity of copper(I) acetylides in water. When the acetylide is generated by the in situ reduction of a copper(II) salt (or from copper metal) in water with or without an organic cosolvent, as reported by the groups of Fokin and Sharpless,¹⁰⁹ its reaction with organic azides (for example, an amino acid derivative **128**) cleanly proceeds in nearly quantitative yields and does not require any accelerating ligands, nor does the reaction mixture need to be protected from oxygen (Scheme 41a). In contrast, when the reaction is performed in organic solvents using copper(I) iodide as the catalyst, as reported independently by the group of Meldal,¹¹⁰ the addition of *N*-diisopropylethyl amine is required, and the reaction is plagued by the formation of oxidative coupling byproducts **134a–c** (Scheme 41b), unless the alkyne is bound to a solid support as in **135** (Scheme 41c). When the reactants are inversely immobilized (the azide is solid supported and the alkyne is in the solution), the reaction fails altogether.¹¹⁰ The side reactions are suppressed when the reaction is performed in water, even in the absence of ascorbate or when copper metal is used as a catalyst.¹⁰⁹

The very broad scope, compatibility with most functional groups, exclusive regioselectivity, and operational simplicity have placed CuAAC among the most widely utilized click processes.⁴⁹ Its mechanism has been examined both computationally^{48,111,112} and through the studies of the kinetics,^{113,114} and its general features and applications have been reviewed.^{115–117}

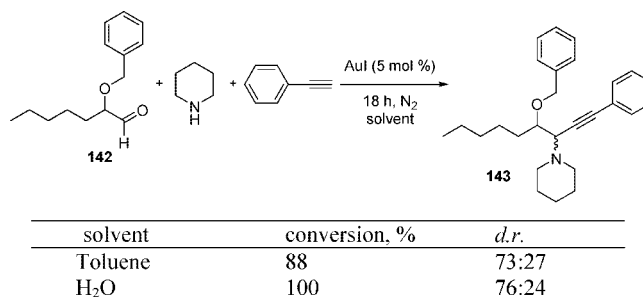
Another example of the aqueous transition metal-catalyzed alkyne chemistry is the aldehyde–alkyne–amine (A^3) coupling reaction and its asymmetric variants, developed by Li and co-workers.¹¹⁸ Thus, copper(I) acetylides were added to imines that were generated in situ from aldehydes and anilines.¹¹⁹ These three-component asymmetric (AA^3) coupling reactions were catalyzed by chiral copper(I)–bis(oxazolonyl)pyridine complexes (Scheme 42) and produced optically active propargyl amines **139** in good yield and enantioselectivity.

In a subsequent report, the same authors described that the A^3 coupling could be catalyzed by gold salts (Scheme 43).¹²⁰ Although not asymmetric, this synthesis allows preparation of propargyl amines (**140**) in excellent yields in water at 100 °C with as little as 0.25 mol % of AuBr₃ catalyst. The reaction was significantly faster in water than in dimethylformamide or toluene. Aromatic and aliphatic aldehydes and amines participated in the reaction, and nearly quantitative yields were obtained in most cases. Different gold(I) and gold(III) salts, e.g., AuBr₃, AuCl₃, AuI, and AuCl, were effective catalysts.

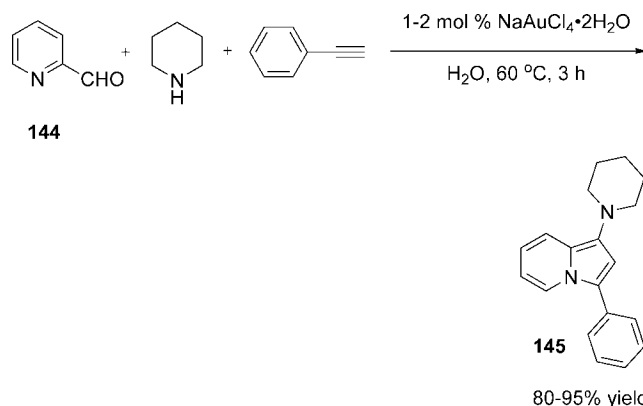
Scheme 43



Scheme 44



Scheme 45



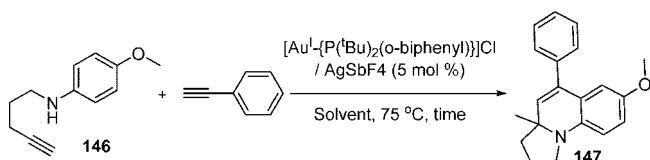
The catalytic activity of gold, silver, and copper salts was also examined in the coupling reactions of α -alkoxyaldehydes **142**, alkynes, and amines (Scheme 44).¹²¹ Gold(I) was the most effective catalyst in this reaction, providing propargylamines in good yields and moderate diastereoselectivities. Silver catalysts were superior when α -alkyl-substituted aldehydes were used.

A variation of the Au(III)-catalyzed A^3 -coupling reaction was reported by Yan and Liu (Scheme 45).¹²² Pyridine-2-carboxaldehyde **144** was condensed with terminal alkynes and amines to form 1,3-disubstituted indolizines **145** in generally good yields.

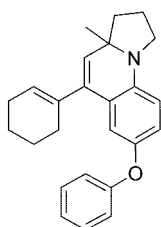
Another example of a gold-catalyzed on-water synthesis of heterocycles from alkynes was reported by Che. The tricyclic pyrrolo[1,2-*a*]quinolines **147** were obtained from *N*-alkynyl anilines **146** and alkynes in the presence of a Au(I) catalyst (Scheme 46).¹²³ The reaction was also examined in organic solvents, but water was superior to all of them. Several examples of the pyrrolo[1,2-*a*]quinoline products **148–151** illustrate the scope of the process.

Pd-catalyzed 1,4-additions of terminal alkynes to α,β -unsaturated ketones **152** were reported to proceed well on water by Chen and Li (Scheme 47).¹²⁴ The process was

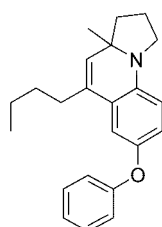
Scheme 46



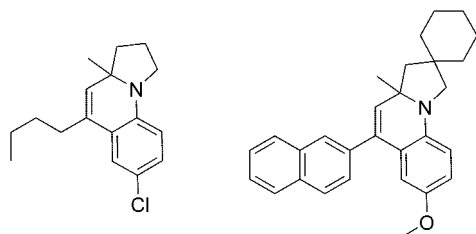
solvent	time, h	yield, %
CH ₃ NO ₂	47	42
Dioxane	47	10
CH ₃ CN	47	18
Toluene	47	59
H ₂ O	26	87



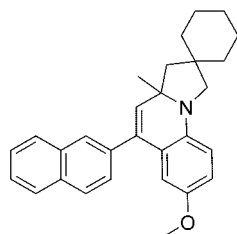
148



149



150

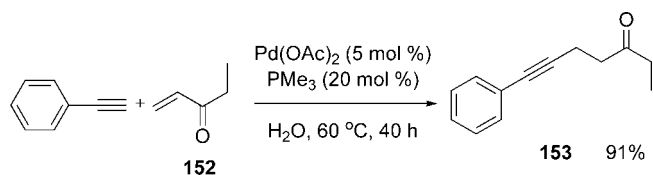


151

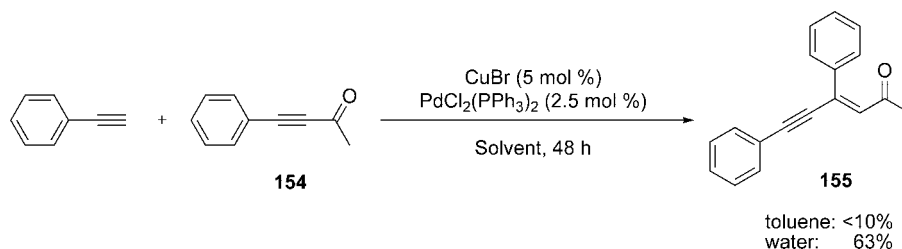
experimentally simple and could be performed in the presence of oxygen, leading to a wide range of γ,δ -alkynyl ketones **153**.

A combination of Pd(II) and Cu(I) catalysts efficiently promoted the addition of terminal alkynes to ynones **154**

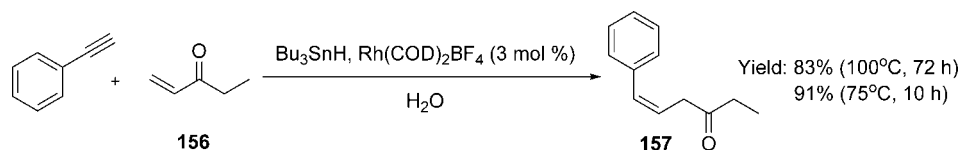
Scheme 47



Scheme 48



Scheme 49



(Scheme 48).¹²⁵ Although yields were only moderate on water, the reaction did not proceed at all in toluene. The addition of terminal alkynes to methyl propiolates proceeded in 48–88% yield at 60 °C in 25–40 h, and only *E* olefins were isolated.

A one-pot rhodium-catalyzed hydrostannylation–conjugate addition reaction was developed by Li and Wu (Scheme 49).¹²⁶ Inverse temperature dependence, i.e., lower yield at higher temperature, was observed.

Bhattacharya and Sengupta described exceedingly facile on-water Sonogashira reactions¹²⁷ of aryl iodides and bromides. The reactions were fast (30 min at 70 °C and 3 h at room temperature) and high-yielding (Scheme 50). The reactions of aryl iodides were facilitated by the addition of diisopropylethylamine, and those of aryl bromides proceeded best in the presence of pyrrolidine. It is noteworthy that the addition of organic cosolvents (e.g., dimethylformamide) significantly retarded the rate of the reaction and led to the formation of side products, underscoring the importance of the heterogeneous aqueous conditions.

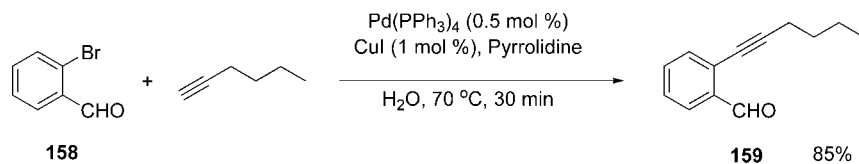
In another account of the on-water Sonogashira reaction by Beletskaya and co-workers, diaryl alkynes, such as **162** and **163**, were synthesized from aryl iodides and phenylacetylene (Scheme 51).¹²⁸ The reaction was slightly slower in aqueous dimethylformamide (DMF) and failed in the dioxane–water and acetonitrile–water mixtures.

The inertness and relatively high solubility of boronic acids in water makes them particularly suitable reagents for aqueous transformations. The boronic acid Mannich reaction, discovered by Petasis and co-workers,^{129,130} and Suzuki–Miyaura couplings¹³¹ in aqueous solvents are well-known.

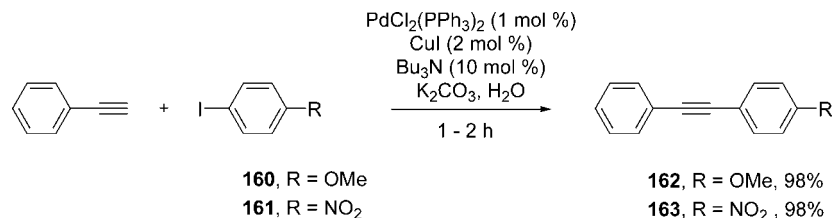
The aqueous Suzuki–Miyaura reactions are often performed at elevated temperature.^{132–134} A recent example reported by Buchwald and Anderson is an exception. The authors developed a highly active water-soluble palladium catalyst based on the phosphine **164** and utilized it in Suzuki–Miyaura and Sonogashira coupling reactions.¹³⁵

Aryl halides readily reacted with boronic acids at room temperature in the presence of this catalyst in water (Scheme

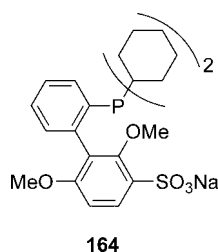
Scheme 50



Scheme 51

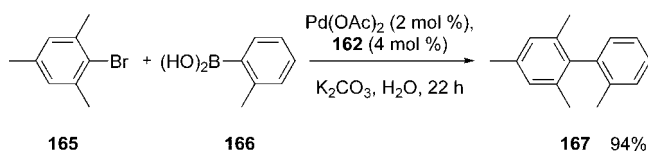


52), whereas the reactions required 14 h at 100 °C when performed in acetonitrile, *n*-butanol, or dimethylformamide. Excellent substrate scope, with respect to both the halide and the boronic acid, was reported.



SanMartín, Domínguez, and co-workers examined catalytic efficiency of a series of N–C–N pincer palladium complexes **168–170** in Suzuki–Miyaura, Mizoroki–Heck, and Sonogashira reactions.^{132,134} These complexes were also very soluble in water, especially at elevated temperature used for the reactions. The Suzuki–Miyaura couplings proceeded efficiently at 100 °C in water using these catalysts. These reactions proceeded as well in organic solvents. On the other hand, the copper-free Sonogashira reactions of aryl iodides and terminal acetylenes performed better in pyrrolidine at 100 °C than in water in the presence of catalyst **170**.¹³⁴

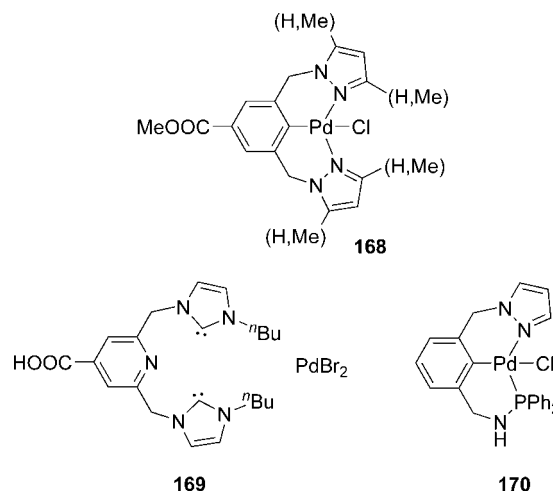
Scheme 52



Highly efficient hydrosilylation of terminal alkynes **173–177** by triethyl silane was performed on water using a Pt catalyst (Scheme 53).¹³⁶ The optimal catalyst, which contained the divinyl disiloxane ligand **171** and bis(diphenylphosphinomethylene)butylamine **172** performed well across the board and selectively provided *E*-vinylsilanes in excellent yields.

Wang and Liao reported that the Doyle–Kirmse [2,3]-sigmatropic rearrangements of sulfonium ylides readily proceeded on water (Scheme 54)¹³⁷ in nearly quantitative yields in the presence of 0.5 mol % of a rhodium(II) carboxylate catalyst. Allyl **179** and propargyl **180** sulfides readily participated in the reaction. Solid reactants were predissolved in toluene before they were added to the reaction

mixture. Moderate enantioselectivity (up to 68% ee) was observed when chiral rhodium(II) catalysts were employed.



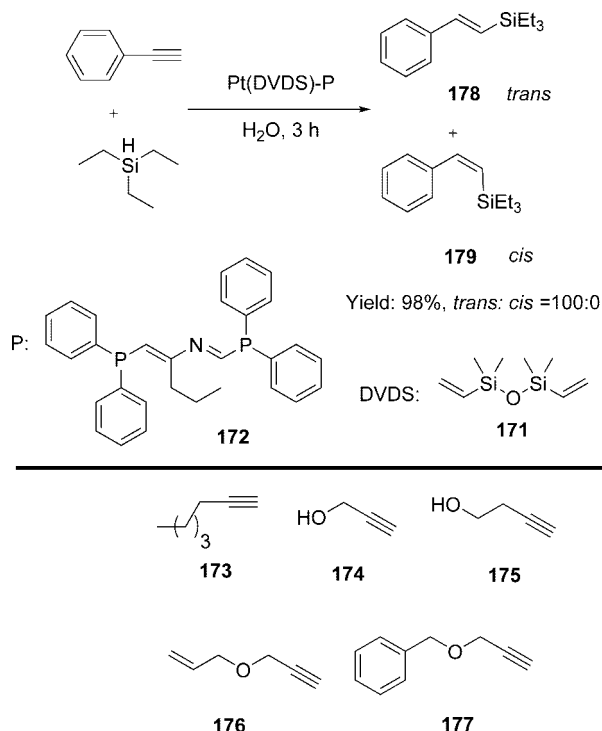
Afonso and co-workers demonstrated that selective intramolecular C–H insertion reactions of rhodium carbenes can be performed on water (Scheme 55) using Rh(II) carboxylates if the substrate was sufficiently hydrophobic.¹³⁸

Yorimitsu and co-workers developed an efficient Ni-catalyzed alkylation of aldehydes with alkylboranes on water (Scheme 56). Ketones **185** were readily obtained on water at room temperature without a base additive.¹³⁹ In contrast, the transformation failed in toluene.

Shinokubo and co-workers reported a three-component rhodium-catalyzed coupling of aryl boronic acids with internal alkynes and acrylates. Substituted dienes **189** (Scheme 57) were obtained in good yields under the on-water conditions,¹⁴⁰ whereas the 1,4-addition of the boronic acid to the acrylate was observed in dioxane–water mixtures (product **190**), and the simple Heck-type products **191** were isolated from the biphasic reactions performed in diisopropyl ether–water mixtures. Water-soluble ligands did not affect the reaction.

A general on-water method for the direct arylation of thiazoles **192** (Table 15) was disclosed by Greaney and co-workers.¹⁴¹ Although comparable yield was obtained under solvent-free conditions, the on-water process was operationally simple and product isolation was easy. The reaction exhibited excellent substrate scope, as illustrated by the examples in Table 15.

Scheme 53



Using the same on-water protocol, thiazoles, benzoxazoles, benzimidazoles, and thiophenes (**198–201**) were arylated in good yields.

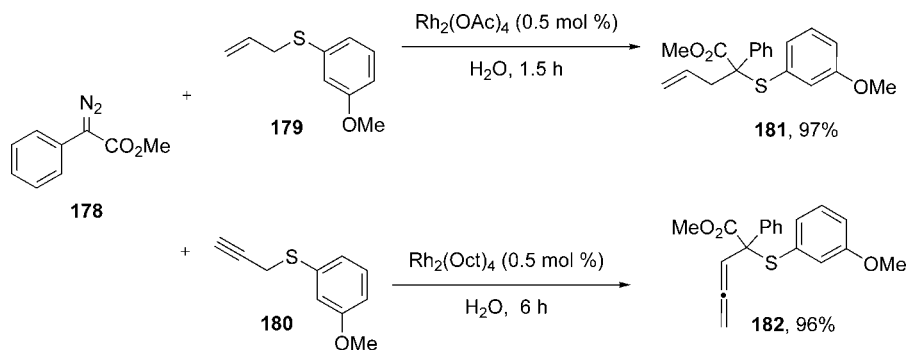
A high-yielding and selective arylation of oxazoles **202** was accomplished on water using Pd(dppf)Cl₂ catalyst (Scheme 58).¹⁴² Both electron-rich and electron-deficient aryl iodides participated in the reaction, and the 5-arylated oxazole products were obtained in high yields. The reaction was utilized in the synthesis of two oxazole-containing natural products, balsoxin and texaline.

SanMartin, Dominguez, and co-workers utilized CuI/cyclohexane-1,2-diamine catalyst to arylate thiols with aryl halides. A variety of diaryl sulfides **208–211** were obtained in good yields (Scheme 59).¹⁴³

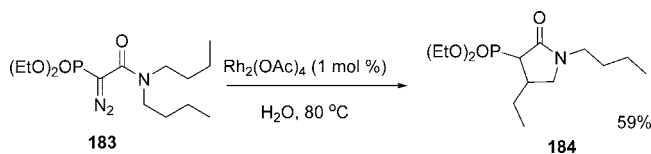
2.9. Metal-Free Carbon–Carbon Bond-Forming Processes

One-pot Wittig reactions of α -bromoacetate **213** (or bromoacetonitrile) with aldehydes **212** (Scheme 60) were carried out in refluxing aqueous 1.2 M LiCl in the presence of LiOH and PPh₃.¹⁴⁴ Good-to-excellent yields were obtained with varying *E/Z* ratios.

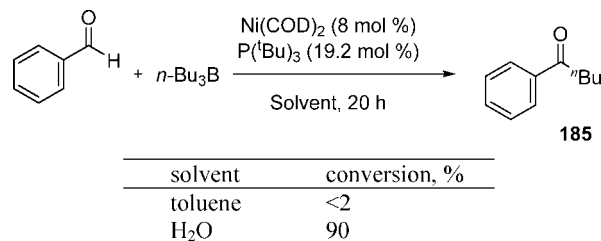
Scheme 54



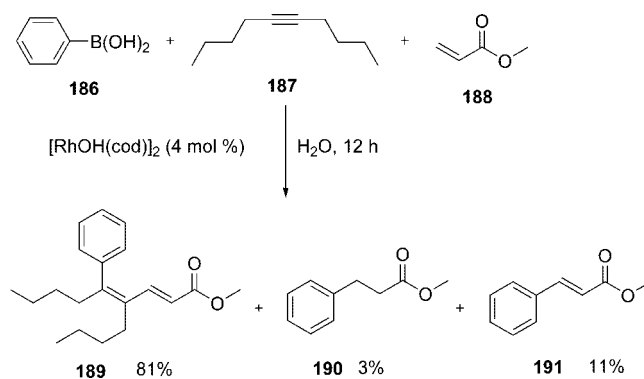
Scheme 55



Scheme 56



Scheme 57



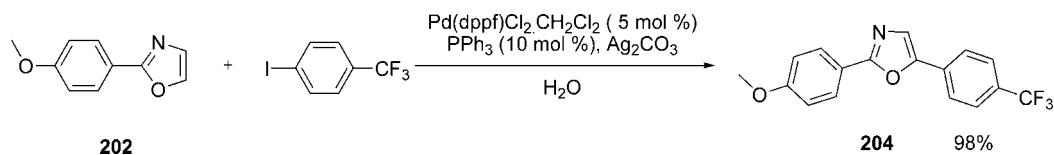
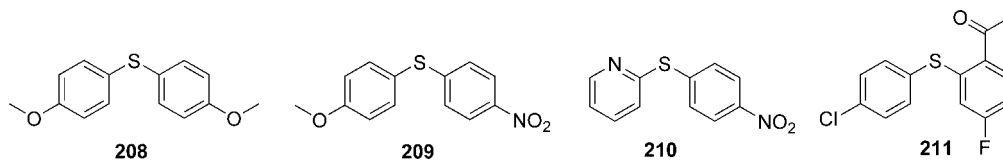
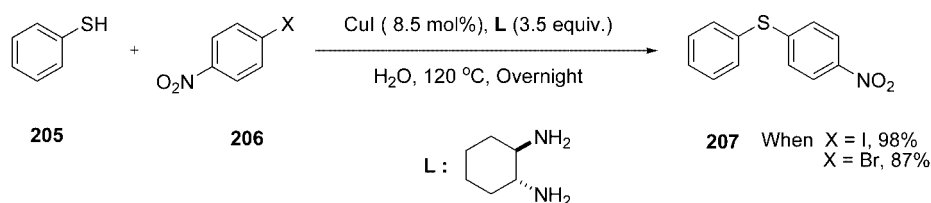
Bergdahl and co-workers studied Wittig reactions of stabilized ylides **216** (Table 16) on water.¹⁴⁵ Higher yields of dienes **217** were obtained on water compared to most organic solvents or ionic liquids, although the *E/Z* selectivities varied. Aldehydes containing both electron-donating and electron-withdrawing groups participated in the reaction. The addition of lithium chloride increased the yields, while a surfactant, sodium dodecylsulfonate, had little effect on the outcome of the process.

Wittig reactions of ylides formed in situ from PPh₃ and α -bromoesters **218** with aldehydes were also successfully carried out in saturated aqueous NaHCO₃ solutions (Scheme 61).

Li and co-workers described an on-water dehydrogenative coupling reaction. The reaction of indoles **220** with 1,4-benzoquinone **221** readily occurred without a catalyst (Scheme 62).¹⁴⁶ Yields were good to excellent in all cases, and water outperformed all other solvents as well as neat

Table 15. Arylation of 2-Phenylthiazole

$\text{Ar-I} + \text{2-Phenylthiazole} \xrightarrow[\text{CH}_3\text{CN, 72 h or H}_2\text{O, 24 h}]{[\text{Pd(dppf)Cl}_2] \cdot \text{CH}_2\text{Cl}_2, \text{PPh}_3, \text{Ag}_2\text{CO}_3, 60^\circ\text{C}}$		
product	yield, %	
	CH ₃ CN	H ₂ O
	74	90
	0	>99
	65	>99
	0	>99
	0	>99

Scheme 58**Scheme 59**

conditions (Table 17). The reactants were insoluble in water and formed aqueous suspensions when the reaction mixtures were vigorously stirred.

When the reaction was carried out in the presence of excess of indole, bis(indolyl)-1,4-quinones **224** (Scheme 63) were obtained in excellent yield.

A three-component coupling of aldehydes with propiolates to produce propargylic enol ethers **227** (Scheme 64) was reported by Tellado et al.⁵⁴ Reactions between terminal alkynoates **226** and aldehydes **225** were catalyzed by tertiary amines, such as quinine, or triphenylphosphine, and addition of LiCl further enhanced the rate of the reaction and the overall yield.

2.10. Bromination Reactions

One of the most remarkable on-water processes was reported in 1955 by Guss and Rosenthal.¹⁴⁷ They showed that bromohydrins could be prepared simply by vigorously stirring the olefin substrates with *N*-bromosuccinimide (NBS) on water (Scheme 65). The product bromohydrins cleanly separated from the water phase, while the succinimide byproduct remains in it. A number of olefins were efficiently oxidized in this manner. These authors also reported that NBS could be precipitated from the crude aqueous layer (50% recovery) simply by adding bromine to it.

Guss and Rosenthal also showed that the corresponding epoxides could be accessed by heating the product bromohydrins in aqueous NaOH solution.¹⁴⁷ This is an efficient method for the synthesis of racemic epoxides and is especially valuable when the products are acid-sensitive.

Brominations of 1,3-diketones, β -ketoesters, cyclic ketones, aryl alkyl, and dialkyl ketones were accomplished by Iskra and colleagues on water using an aqueous H₂O₂–HBr system (Scheme 66).¹⁴⁸ Reactions were carried out at room temperature, and monobrominated products were obtained in high yield. The gradual addition of both peroxide and hydrobromic acid considerably increased the yield. Comparison with a commonly used organic solvent showed that reactions went much faster under on-water conditions. A variety of monobrominated products (**233–238**) were accessed by this method.

Scheme 60

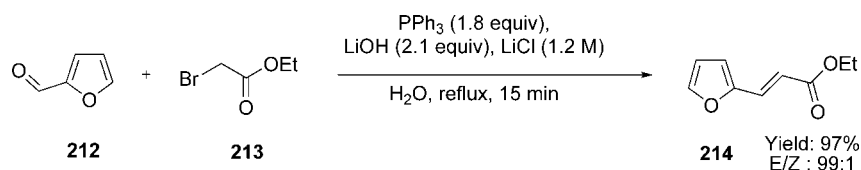
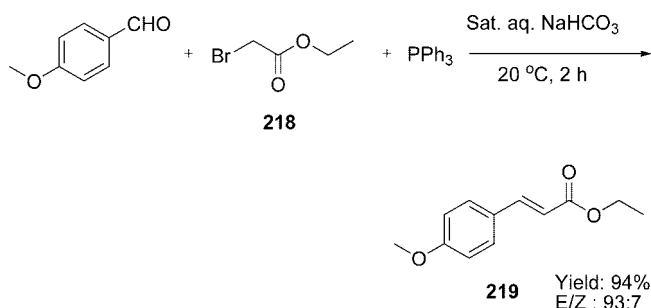


Table 16. Wittig Reactions of Stabilized Ylides 216

solvent	yield, %	E/Z ratio
methanol	94	67:33
CH ₂ Cl ₂	78	84:16
toluene	59	91:9
CCl ₄	71	91:9
THF	33	92:8
CH ₃ CN	41	90:10
H ₂ O	88	84:16

Scheme 61



The same authors also studied benzylic brominations with *N*-bromosuccinimide. These Wohl–Ziegler-type reactions¹⁴⁹ are normally performed in boiling carbon tetrachloride. However, Iskra and colleagues showed that these brominations could be accomplished on water with good-to-excellent yields (Scheme 67).¹⁵⁰ Only ambient light (or a 40 W incandescent bulb) was used to initiate the reaction. For example, benzylmethylketone **239** was selectively brominated at the benzylic carbon. However, the authors also reported that particularly activated aromatic substrates suffered from the competing aromatic bromination: 4-methylanisol **241** was *ortho*-brominated in 82% yield. The succinimide byproduct is soluble in water, whereas the brominated product forms a separate phase, making its separation easy.

Stavber and co-workers reported an example of bromination where a specific site selectivity (Scheme 68) was achieved by performing the reaction in water.¹⁵¹ Under solvent-free conditions, α -bromination of the *ortho*-substituted benzophenone **243** to form the α -bromomethyl product **244** was the dominant pathway, whereas on water the aromatic ring was brominated, yielding **245**.

2.11. Oxidations and Reductions

Water is a relatively redox inert molecule. In addition to being difficult to oxidize, it is supportive of a variety of chemical and electrochemical oxidants as well as transition metal catalysts. Hence, it could be a useful solvent for oxidations and reductions of organic compounds. Indeed, aqueous organic oxidations and reductions are some of the

Scheme 62

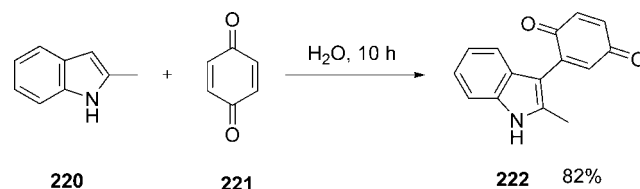
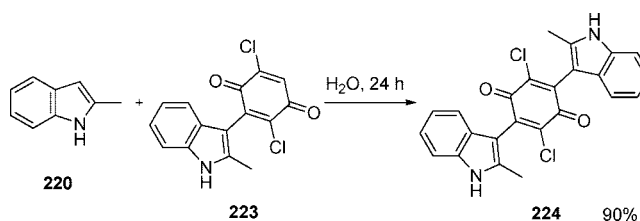


Table 17. Reaction of Indoles 220 with 1,4-Benzoquinone 221 in Various Solvents

solvent	conversion, %
CH ₂ Cl ₂	13
CH ₃ CN	^a
Et ₂ O	^a
THF	^a
toluene	trace
EtOH	38
neat	20
H ₂ O	82

^a No product observed.

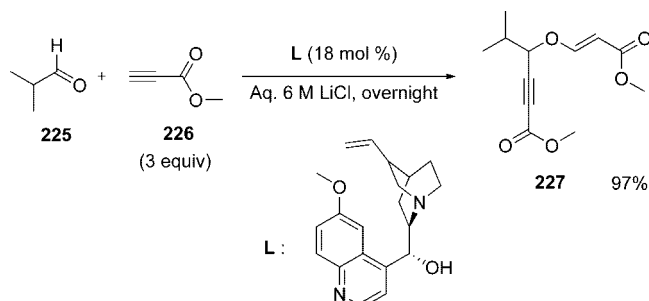
Scheme 63



solvent	conversion, %
CH ₂ Cl ₂	^a
THF	^a
EtOH	36
EtOH/H ₂ O (1:10)	73
H ₂ O	86

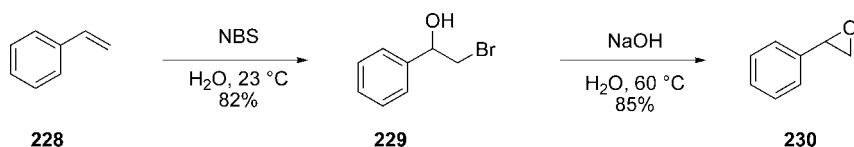
^a no product observed

Scheme 64

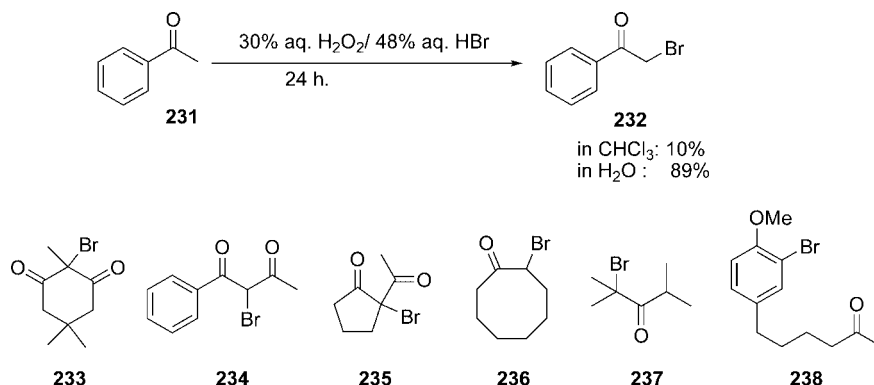


oldest fields in catalysis, and their comprehensive coverage is well beyond the scope of the present review. Accordingly, only a handful of recent examples which meet the on-water criteria are mentioned below. For the additional coverage, the reader is referred to recent review literature.^{95,152,153}

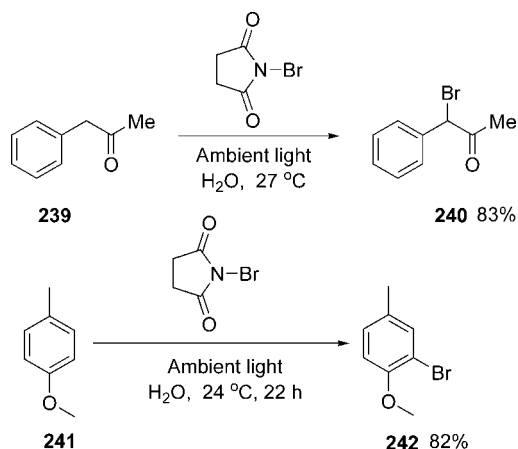
Scheme 65



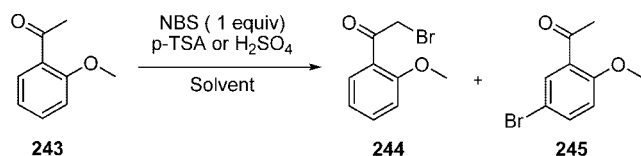
Scheme 66



Scheme 67



Scheme 68

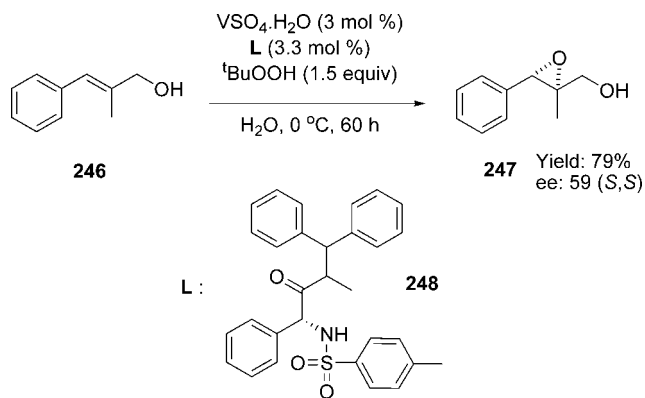


solvent	t, $^\circ\text{C}$	time, h	Products (244/245)	
neat	20	2	91	0
H_2O	60	5	0	95

In a recent report, Malkov and Bourhani developed a catalyzed epoxidation of allylic alcohols **246** with the in situ generated vanadium catalyst (Scheme 69).¹⁵⁴ These single atom transfers were successfully performed on water at 0 $^\circ\text{C}$, and the yields of epoxides **247** were moderate to good. While these epoxidations also proceeded in toluene, the aqueous reactions were ligand-accelerated¹⁵⁵ and only required a stoichiometric amount of the ligand with respect to vanadium.

Li and co-workers disclosed a catalyst-free on-water oxidation of aromatic silyl enol ethers **249**. The substrates were converted to α -hydroxy ketones **250** (Scheme 70) in good-to-excellent yields simply by stirring on water in the presence of air.¹⁵⁶ These oxidations failed in most organic

Scheme 69



solvents as well as under neat conditions (Table 18). Several representative examples of the obtained products **252–256** illustrate the scope of this method.

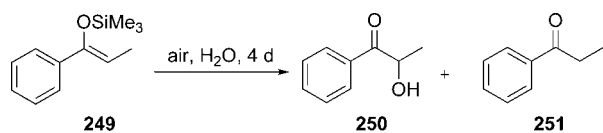
Tour and Price reported a unique way for functionalizing single-walled carbon nanotubes in water (Scheme 71).¹⁵⁷ A variety of substituted anilines **257** were activated with isoamyl nitrite to decorate the surface of the nanotubes **258**.

Tris(trimethylsilyl) silane was used to reduce several organohalides **259**, with 2-mercaptoethanol as cocatalyst under on-water conditions (Scheme 72).¹⁵⁸ Although both water-soluble (2,2'-azobis(2-amidinopropane), AAPH) and water-insoluble (1,1'-azobis(cyclohexanecarbonitrile), ACCN) azocompounds were used as initiators, ACCN was found to be the better choice. Yields were excellent (75–100%) in a broad range of substrates. $(\text{Me}_3\text{Si})_3\text{SiH}$ did not suffer from any side reactions with water.

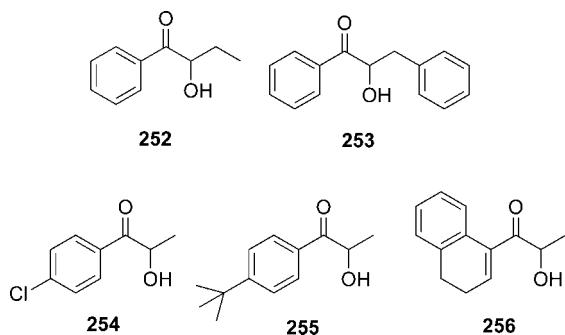
This method was subsequently used in several radical transformations of both hydrophobic and hydrophilic substrates.¹⁵⁹ Radical cyclizations (Scheme 73), hydrosilylations, and reductions of azides were successfully performed. The addition of 2-mercaptoethanol was required for the reactions of hydrophilic substrates.

Hydrosilylation of alkynes proceeded smoothly under these conditions, and the *E/Z* selectivity of the reaction was slightly higher on water (Scheme 74).

Scheme 70

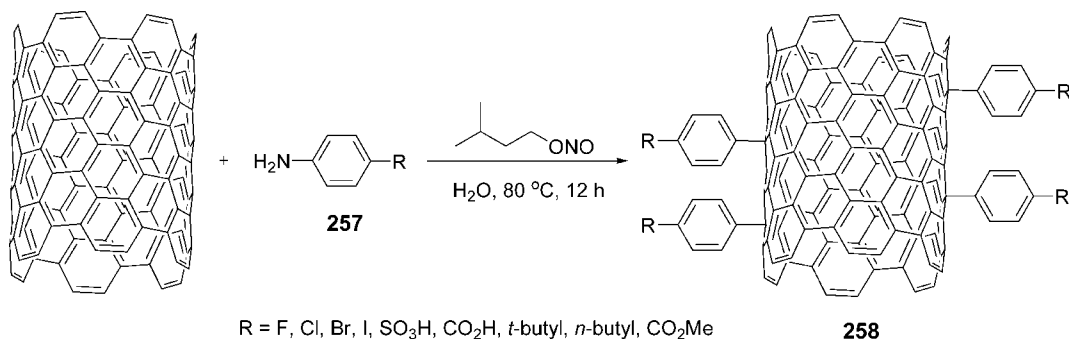
Table 18. Oxidation of **249** in Different Solvents

solvent	yield (336/337, %)
THF	— ^a
acetone	— ^a
benzene	— ^a
EtOH	— ^a
EtOH–H ₂ O (1:1)	25:35
EtOH–H ₂ O (1:9)	74:16
neat	— ^a
H ₂ O	86:9

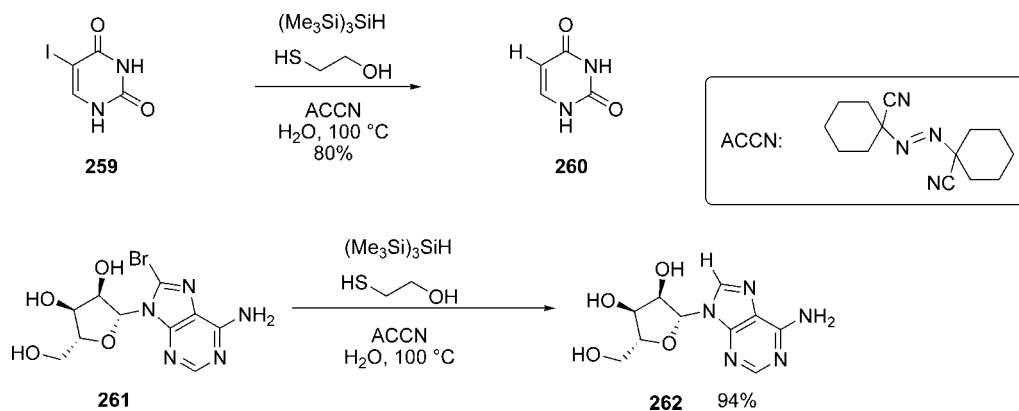
^a No product was observed.

An efficient and chemoselective transfer hydrogenation reaction on water was reported by Xiao and co-workers (Scheme 75).¹⁶⁰ Iridium catalysts produced the best results.

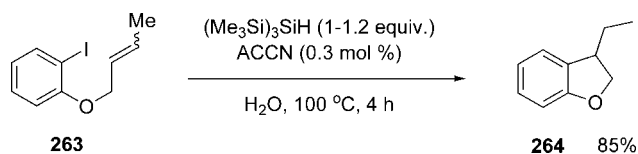
Scheme 71



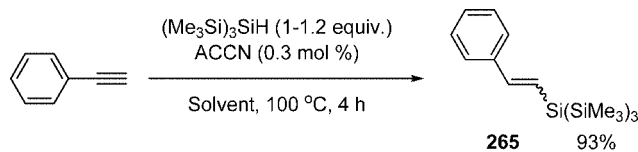
Scheme 72



Scheme 73



Scheme 74



Solvent	Ratio of Z/E
Toluene ^a	84 : 16
H ₂ O	99 : 1

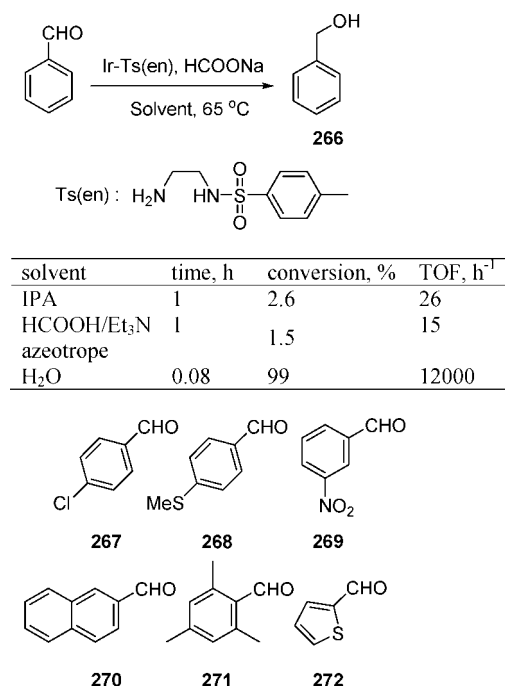
^a reaction performed at 90 °C

The on-water reactions were fast and high-yielding, and diversely substituted aryl and heteroaryl aldehydes **267–272** participated in the reaction. Aliphatic and α,β -unsaturated aldehydes were also reduced, but the reactions required heating to 80 °C.

The requirement for the heterogeneous on-water conditions was demonstrated in a comparative study of aldehydes **273** and **274**. The water-insoluble ester **273** was readily and quantitatively reduced to the corresponding alcohol, whereas the carboxylate salt **274** did not react at all.

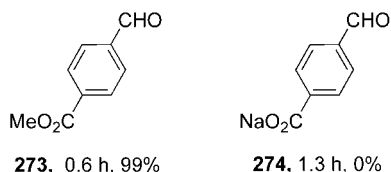
Reactions of aliphatic aldehydes were complicated by the competing aldol condensation. Therefore, enolizable aldehydes required slow addition to suppress this undesired

Scheme 75



pathway. Transfer hydrogenation reactions in water have been recently reviewed by Xiao.¹⁶¹

oxidation of water-insoluble and water-soluble aldehydes



3. Theoretical Studies

To date, there is no unifying theory that could explain the effects of heterogeneous aqueous conditions on organic reactions. The possibility of the water–organic interface acting as a catalyst for the on-water reactions is very enticing. An alternative explanation is that even most insoluble organic compounds can enter the aqueous phase, thus effectively turning the “on-water” reactions into highly diluted homogeneous processes. Rate acceleration in homogeneous aqueous solution has been attributed to a variety of effects such as hydrophobic aggregation,^{34,35,162} cohesive energy density,^{163–167} or destabilization of the reactants versus the transition state.^{33,168,169} Breslow has invoked solution-phase hydrophobic effects to explain the high *endo*-selectivity of certain Diels–Alder reactions in aqueous suspension and solution.¹⁷⁰ Engberts made a fundamental point by providing evidence that, in cycloaddition reactions, hydrophobic destabilization will have a considerably greater impact on the reactants than on the transition state.^{169,171} The importance of hydrogen bonding in the acceleration of Diels–Alder reactions in aqueous solution is supported by both experimental^{172,173} and theoretical¹⁷⁴ studies. An excellent review on the structure and properties of water, which helps rationalize rate enhancements observed for organic reactions in aqueous media, has been published recently.¹⁷⁵

Lubineau and Pirrung invoked the concept of cohesive energy density to explain the observed rate acceleration of heterogeneous aqueous reactions. Cohesive energy of a

Table 19

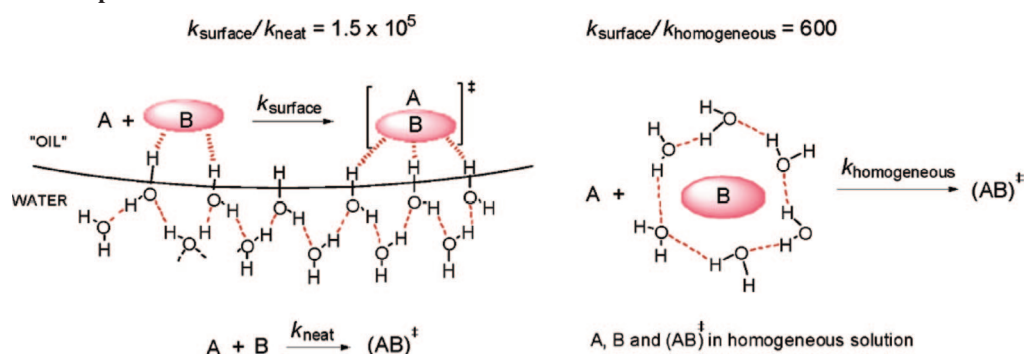
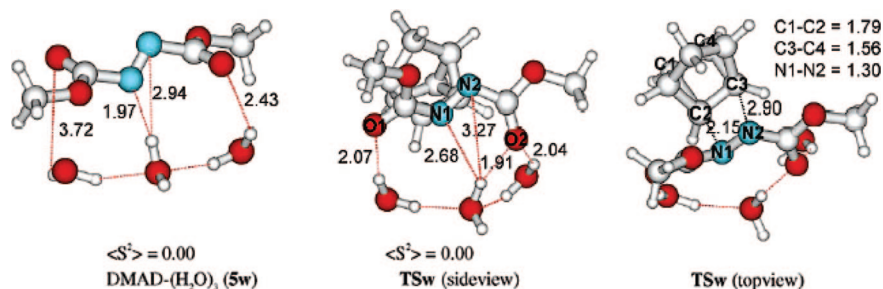
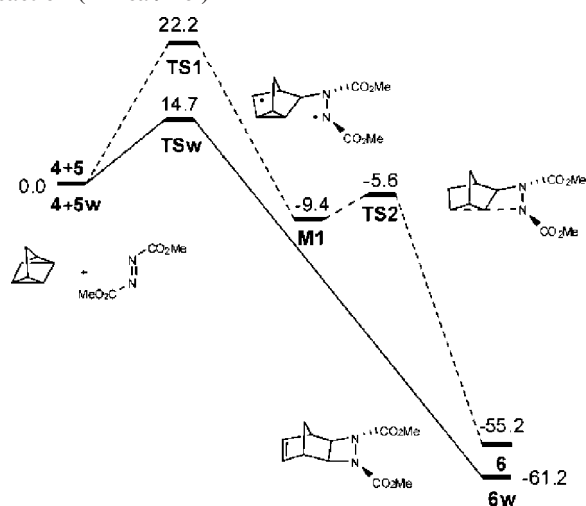
entry	solvent	reaction conditions	yield (%)	276/277
1	CH ₂ Cl ₂	20 °C, 2d, TiCl ₄ (1 equiv)	82	25:75
2	CH ₂ Cl ₂	60 °C, 9d, 10 000 atm pressure	90	75:25
3	H ₂ O	20 °C, 5d	23	85:15

solvent is the energy required to remove a molecule from its nearest neighbors in the bulk, leading to the creation of a cavity, factored by the volume of the molecule removed. Water, primarily due to the extensive internal hydrogen bonding and small size, possesses high cohesive energy density (550 cal/cm³). The cohesive energy of water corresponds to the internal pressure of ca. 22 kbar; hence, the reactions that have negative activation volume and are accelerated with pressure should respond in a similar way to those with aqueous conditions. The early experiments to test this theory were reported by Lubineau in 1986¹⁶³ and in the subsequent full account.¹⁷⁶ The aldol reaction of benzaldehyde and silyl enol ether **279** gave similar outcomes in organic solvent at high pressure (10 kbar) and in aqueous medium without pressure, which is very different than the outcome of the reaction in organic solvent at atmospheric pressure (Table 19).

Although hydrophobic effect and cohesive energy density (CED) models may explain rate accelerations in some aqueous reactions, they require that organic reactants have certain solubility to enter the aqueous phase, however minute the amounts may be. Additionally, an attempt to correlate the reaction rates with cohesive energy density of the solvent for a bimolecular reaction (dimerization of cyclopentadiene, a negative volume of activation reaction) and a unimolecular reaction (dissociation of the dimer of triphenylmethyl radical, a positive volume of activation reaction) failed, leading to the conclusion that the concept of cohesive pressure is useful only for reactions of neutral, nonpolar molecules in nonpolar solvents. In reactions involving polar molecules, or reactions in polar solvents, the contribution of cohesive pressure is simply negligibly small when compared to the solvation interactions.¹⁷⁷

The unique features of the water–organic interface can offer an alternative explanation of the reactivity of particularly hydrophobic organic substrates on water. Recently, Jung and Marcus proposed a model which suggests that interactions of hydrophobic organic molecules with the water surface may be responsible for the rate enhancement observed on water.¹⁷⁸ This theory is based on the experimental evidence that the surface of water has as much as 25% free hydrogen bonds (i.e., hydroxyl groups that are not involved in hydrogen bonding).^{6,7} Using density functional theory models, the authors showed that interactions of the unbound hydroxyls with organic reactants and, more importantly, with the transition state are the key factors responsible for the rate enhancements observed in on-water reactions. Simple kinetic considerations demonstrated that the reaction on water should be faster than reactions under homogeneous and neat conditions. The difference in solvation pattern in cases of *on*- and *in*-water conditions is shown in Scheme 76.

Further density functional theory (DFT) studies of the reaction between quadricyclane and DMAD (dimethyl azodi-

Scheme 76. Cartoon Representation of the Differences in Solvation Patterns On Water and In Water¹⁷⁸Scheme 77. Difference in the Hydrogen Bonding Patterns of DMAD and the Transition State TS_w¹⁷⁸Scheme 78. Energetics of the DMAD–Quadricyclane Reaction (in kcal/mol)¹⁷⁸

carboxylate) demonstrated that there is an increase in the number and strength of hydrogen bonds between the water surface and the reactants and the transition state (shown as red dashed lines in Scheme 77). The Jung–Marcus proposal is that these additional hydrogen bonds stabilize the transition state and, therefore, explain the experimentally observed rate acceleration. In other words, the unmet hydrogen bonding demand of the H₂O molecules on the surface of the water phase provides an immediate energy advantage to the reactants capable of productive hydrogen bonding. The dynamic nature of the water surface (i.e., the continuous renewal and ease of reorganization of the surface hydroxyls) makes it a particularly powerful “catalyst” for such organic transformations of insoluble substances.

Energy calculation of each species under neat and on-water conditions showed that the transition state of the on-water reaction (TS_w, Scheme 78) is stabilized by 7.5 kcal/mol than the corresponding transition state in the absence of water (TS₁). On the basis of these calculations, the authors also

predicted that a reaction between quadricyclane and acetylene dicarboxylate would not show the on-water effect. This prediction has been confirmed experimentally.¹⁷⁹

4. Concluding Remarks

Performing organic reactions in water with substrates that are not soluble seems counterintuitive at first. We hope that this survey convinced the reader that attempting such heterogeneous reactions in water is a worthwhile endeavor. Apart from discovering new or improving existing organic transformations, it will surely give us a glimpse into the fascinating and still poorly understood world of water. Like a growing child, organic synthesis on water still surprises us by most unexpected questions and observations.

Freeing water from the stereotypes and constraints with which we grew up will propel it to a prominent place in the arsenal of tools of synthetic organic chemists. Perhaps one day water will become the most used solvent in synthesis, and the ones that are considered common and conventional today will take an honorable place on the rare chemicals shelf.

5. Acknowledgments

We thank The Skaggs Institute for Chemical Biology and Pfizer Inc. for the support of our research; Prof. K.B. Sharpless, Prof. M. G. Finn (TSRI), and Dr. J. M. Hawkins (Pfizer) for stimulating discussions. A.C. acknowledges a postdoctoral fellowship from Pfizer.

6. References

- (1) Ball, P. *H₂O: A Biography of Water*; Phoenix Press: London, 2000.
- (2) Wöhler, F. *Ann. Phys.* **1828**, 37, 330.
- (3) Baeyer, A.; Drewsen, V. *Ber.* **1882**, 15, 2856.
- (4) Head-Gordon, T.; Hura, G. *Chem. Rev.* **2002**, 102.
- (5) Bellissent-Funel, M. C.; Done, J. C. *Hydrogen Bond Networks*; Kluwer Academic Publications: Boston, MA, 1994.
- (6) Moore, F. G.; Richmond, G. L. *Acc. Chem. Res.* **2008**, 41, 739.
- (7) Shen, Y. R.; Ostroverkhov, V. *Chem. Rev.* **2006**, 106, 1140.

- (8) Li, C.-J.; Chan, T.-H. *Organic reactions in aqueous media*; Wiley: New York, 1997.
- (9) *Organic Synthesis in Water*; Grieco, P. A., Ed.; Blackie: London, 1998.
- (10) Lindström, U. M. *Chem. Rev.* **2002**, *102*, 2751.
- (11) Itami, K.; Yoshida, J.-I. *Chem. Rev.* **2002**, *2*, 213.
- (12) Brogan, A. P.; Dickerson, T. J.; Janda, K. D. *Angew. Chem., Int. Ed.* **2006**, *45*, 8100.
- (13) Hayashi, Y. *Angew. Chem., Int. Ed.* **2006**, *45*, 8103.
- (14) Lipshutz, B. H.; Aguinaldo, G. T.; Ghorai, S.; Voigtritter, K. *Org. Lett.* **2008**, *10*, 1325.
- (15) Lipshutz, B. H.; Chung, D. W.; Rich, B. *Org. Lett.* **2008**, *10*, 3793.
- (16) Lipshutz, B. H.; Ghorai, S.; Aguinaldo, G. T. *Adv. Synth. Catal.* **2008**, *350*, 953.
- (17) Lipshutz, B. H.; Taft, B. R. *Org. Lett.* **2008**, *10*, 1329.
- (18) Lipshutz, B. H.; Abela, A. R. *Org. Lett.* **2008**, *10*, 5329.
- (19) Narayan, S.; Muldoon, J.; Finn, M. G.; Fokin, V. V.; Kolb, H. C.; Sharpless, K. B. *Angew. Chem., Int. Ed.* **2005**, *44*, 3275.
- (20) Trost, B. M. *Angew. Chem., Int. Ed.* **1995**, *34*, 259.
- (21) Blackmond, D. G.; Armstrong, A.; Coombe, V.; Wells, A. *Angew. Chem., Int. Ed.* **2007**, *46*, 3798.
- (22) Wei, W.; Keh, C.; Li, C.-J.; Varma, R. *Clean Technol. Environ. Policy* **2004**, *6*, 250.
- (23) *Organic Reactions in Water: Principles, Strategies and Applications*; Lindström, U. M., Ed.; Blackwell: Oxford, U.K., 2007.
- (24) Kobayashi, S.; Manabe, K. *Acc. Chem. Res.* **2002**, *35*, 209.
- (25) Li, C.-J. *Chem. Rev.* **1993**, *93*, 2023.
- (26) Li, C. J. *Chem. Rev.* **2005**, *105*, 3095.
- (27) Li, C. J.; Chen, L. *Chem. Soc. Rev.* **2006**, *35*, 68.
- (28) Dallinger, D.; Kappe, C. O. *Chem. Rev.* **2007**, *107*, 2563.
- (29) Liotta, C. L.; Hallett, J. P.; Pollet, P.; Eckert, C. A. In *Organic Reactions in Water: Principles, Strategies and Applications*; Lindström, U. M., Ed.; Blackwell: Oxford, U.K., 2007; pp 256–300.
- (30) Nakamura, K.; Matsuda, T. In *Organic Reactions in Water: Principles, Strategies and Applications*; Lindström, U. M., Ed.; Blackwell: Oxford, U.K., 2007; pp 301–349.
- (31) Hopff, H.; Rautenstrauch, C. W. U.S. Patent 2,262,002, 1939.
- (32) Rideout, D. C.; Breslow, R. *J. Am. Chem. Soc.* **1980**, *102*, 7816.
- (33) Blokzijl, W.; Engberts, J. B. F. N. *Angew. Chem., Int. Ed.* **1993**, *32*, 1545.
- (34) Breslow, R. *Acc. Chem. Res.* **1991**, *24*, 159.
- (35) Breslow, R. In *Structure and Reactivity in Aqueous Solution*; Cramer, C. J., Truhlar, D. G., Eds.; American Chemical Society: Washington, DC, 1994; Vol. 568, pp 291–302.
- (36) Rideout, D. C.; Moitra, U.; Breslow, R. *Tetrahedron Lett.* **1983**, *24*, 1901.
- (37) Grieco, P. A.; Garner, P.; He, Z. *Tetrahedron Lett.* **1983**, *24*, 1897.
- (38) Grieco, P. A.; Yoshida, K.; Garner, P. J. *Org. Chem.* **1983**, *48*, 3137.
- (39) Attanasi, O. A.; Crescentinia, L. D.; Filipponea, P.; Fringuelli, F.; Mantellina, F.; Matteuccib, M.; Piermatib, O.; Pizzo, F. *Helv. Chim. Acta* **2001**, *84*, 513.
- (40) Loncaric, C.; Manabe, K.; Kobayashi, S. *Adv. Synth. Catal.* **2003**, *345*, 475.
- (41) Huisgen, R. *Angew. Chem., Int. Ed.* **1963**, *2*, 565.
- (42) *1,3-Dipolar cycloaddition chemistry*; Padwa, A., Ed.; Wiley: New York, 1984.
- (43) *Synthetic applications of 1,3-dipolar cycloaddition chemistry toward heterocycles and natural products*; Padwa, A., Pearson, W. H., Eds.; Wiley: New York, 2002.
- (44) Wijnen, J. W.; Steiner, R. A.; Engberts, J. B. F. N. *Tetrahedron Lett.* **1995**, *36*, 5389.
- (45) van Mersbergen, D.; Wijnen, J. W.; Engberts, J. B. F. N. *J. Org. Chem.* **1998**, *63*, 8801.
- (46) Rispens, T.; Engberts, J. B. F. N. *J. Org. Chem.* **2003**, *68*, 8520.
- (47) Portmann, R. WO Patent 9802423, 1998.
- (48) Himo, F.; Lovell, T.; Hilgraf, R.; Rostovtsev, V. V.; Noodleman, L.; Sharpless, K. B.; Fokin, V. V. *J. Am. Chem. Soc.* **2005**, *127*, 210.
- (49) Kolb, H. C.; Finn, M. G.; Sharpless, K. B. *Angew. Chem., Int. Ed.* **2001**, *40*, 2004.
- (50) Li, Z.; Seo, T. S.; Ju, J. *Tetrahedron Lett.* **2004**, *45*, 3143.
- (51) Butler, R. N.; Coyne, A. G.; Moloney, E. M. *Tetrahedron Lett.* **2007**, *48*, 3501.
- (52) Butler, R. N.; Coyne, A. G.; Cunningham, W. J.; Moloney, E. M.; Burke, L. A. *Helv. Chim. Acta* **2005**, *88*, 1611.
- (53) Gonzalez-Cruz, D.; Tejedor, D.; de Armas, P.; Morales, E. Q.; Garcia-Tellado, F. *Chem. Commun.* **2006**, 2798.
- (54) Gonzalez-Cruz, D.; Tejedor, D.; de Armas, P.; Garcia-Tellado, F. *Chem.—Eur. J.* **2007**, *13*, 4823.
- (55) Pang, W.; Zhu, S. F.; Jiang, H. F.; Zhu, S. Z. *J. Fluorine Chem.* **2007**, *128*, 1379.
- (56) Bala, K.; Hailes, H. C. *Synthesis* **2005**, 3423.
- (57) Demko, Z. P.; Sharpless, K. B. *J. Org. Chem.* **2001**, *66*, 7945.
- (58) Himo, F.; Demko, Z. P.; Noodleman, L.; Sharpless, K. B. *J. Am. Chem. Soc.* **2002**, *124*, 12210.
- (59) Himo, F.; Demko, Z. P.; Noodleman, L.; Sharpless, K. B. *J. Am. Chem. Soc.* **2003**, *125*, 9983.
- (60) Rieber, N.; Alberts, J.; Lipsky, J. A.; Lemal, D. M. *J. Am. Chem. Soc.* **1969**, *91*, 5668.
- (61) Platz, R.; Fuchs, W.; Rieber, N.; Samuel, U.-R.; Jung, J. DE Patent 2615878, 1977.
- (62) Platz, R.; Fuchs, W.; Rieber, N.; Jung, J. DE Patent 2742034, 1979.
- (63) Brimble, M. A.; Heathcock, C. H. *J. Org. Chem.* **1993**, *58*, 5261.
- (64) Leblanc, Y.; Zamboni, R.; Bernstein, M. A. *J. Org. Chem.* **1991**, *56*, 1971.
- (65) Narayan, S.; Fokin, V. V.; Sharpless, K. B. In *Organic Reactions in Water: Principles, Strategies and Applications*; Lindström, U. M., Ed.; Blackwell: Oxford, U.K., 2007; pp 350–365.
- (66) Gajewski, J. J.; Jurayj, J.; Kimbrough, D. R.; Gande, M. E.; Ganem, B.; Carpenter, B. K. *J. Am. Chem. Soc.* **1987**, *109*, 1170.
- (67) Brandes, E.; Grieco, P. A.; Gajewski, J. J. *J. Org. Chem.* **1989**, *54*, 515.
- (68) Nicolaou, K. C.; Xu, H.; Wartmann, M. *Angew. Chem., Int. Ed.* **2005**, *44*, 756.
- (69) Domling, A. *Curr. Opin. Chem. Biol.* **2002**, *6*, 306.
- (70) Hulme, C. *Multicompon. React.* **2005**, 311.
- (71) Ugi, I.; Werner, B. *Methods Reagents Green Chem.* **2007**, 3.
- (72) Das Sarma, K.; Pirrung, M. C. *J. Am. Chem. Soc.* **2004**, *126*, 444.
- (73) Pirrung, M. C.; Das Sarma, K. *Tetrahedron* **2005**, *61*, 11456.
- (74) Lin, Q.; O'Neill, J. C.; Blackwell, H. E. *Org. Lett.* **2005**, *7*, 4455.
- (75) Shapiro, N.; Vigalok, A. *Angew. Chem., Int. Ed.* **2008**, *47*, 2849.
- (76) Fokin, V. V.; Wu, P. In *Aziridines and Epoxides in Organic Synthesis*; Yudin, A. K., Ed.; Wiley-VCH: Weinheim, Germany, 2006; pp 443–477.
- (77) Azizi, N.; Saidi, M. R. *Org. Lett.* **2005**, *7*, 3649.
- (78) Saidi, M. R.; Ziyaci-Halimjani, A. *Can. J. Chem.* **2006**, *84*, 1515.
- (79) Chuang, T. H.; Sharpless, K. B. *Org. Lett.* **1999**, *1*, 1435.
- (80) Chuang, T. H.; Sharpless, K. B. *Org. Lett.* **2000**, *2*, 3555.
- (81) Chuang, T. H.; Sharpless, K. B. *Helv. Chim. Acta* **2000**, *83*, 1734.
- (82) Gajewski, J. J. *J. Am. Chem. Soc.* **2001**, *123*, 10877.
- (83) Azoulay, S. p.; Manabe, K.; Kobayashi, S. *Org. Lett.* **2005**, *7*, 4593.
- (84) Vilotjevic, I.; Jamison, T. F. *Science* **2007**, *317*, 1189.
- (85) Kleiner, C. M.; Schreiner, P. R. *Chem. Commun.* **2006**, 4315.
- (86) Palmisano, G.; Tagliapietra, S.; Barge, A.; Binello, A.; Boffa, L.; Cravotto, G. *Synlett* **2007**, 2041.
- (87) Converso, A.; Burow, K.; Marzinzik, A.; Sharpless, K. B.; Finn, M. G. *J. Org. Chem.* **2001**, *66*, 4386.
- (88) Converso, A.; Saaidi, P. L.; Sharpless, K. B.; Finn, M. G. *J. Org. Chem.* **2004**, *69*, 7336.
- (89) Cozzi, P. G.; Zoli, L. *Green Chem.* **2007**, *9*, 1292.
- (90) Cozzi, P. G.; Zoli, L. *Angew. Chem., Int. Ed.* **2008**, *47*, 4162.
- (91) Mayr, H.; Ofial, A. R. *Pure Appl. Chem.* **2005**, *77*, 1807.
- (92) Mayr, H.; Ofial, A. R. *J. Phys. Org. Chem.* **2008**, *21*, 584.
- (93) Nigst, T. A.; Westermaier, M.; Ofial, A. R.; Mayr, H. *Eur. J. Org. Chem.* **2008**, 2369.
- (94) Carril, M.; SanMartin, R.; Dominguez, E. *Chem. Soc. Rev.* **2008**, *37*, 639.
- (95) Sheldon, R. A. In *Organic Reactions in Water: Principles, Strategies and Applications*; Lindström, U. M., Ed.; Blackwell: Oxford, U.K., 2007; pp 215–235.
- (96) Chen, L.; Li, C.-J. *Adv. Synth. Cat.* **2006**, *348*, 1459.
- (97) Glaser, C. *Chem. Ber.* **1869**, *2*, 422.
- (98) Glaser, C. *Ann. Chem. Pharm.* **1870**, *154*, 159.
- (99) Baeyer, A. *Ber. Dtsch. Chem. Ges.* **1885**, *18*, 674.
- (100) Straus, F.; Kollek, L. *Ber. Dtsch. Chem. Ges.* **1926**, *59B*, 1664.
- (101) Straus, F. *Justus Liebigs Ann. Chem.* **1905**, 190.
- (102) Reppe, W.; et al. *Justus Liebigs Ann. Chem.* **1955**, 596, 6.
- (103) Eglington, G.; Galbraith, A. R. *Chem. Ind. (London)* **1956**, 737.
- (104) Castro, C. E.; Stephens, R. D. *J. Org. Chem.* **1963**, *28*, 3313.
- (105) Castro, C. E.; Stephens, R. D. *J. Org. Chem.* **1963**, *28*, 2163.
- (106) Chodkiewicz, W. *Ann. Chim. (Paris)[13]* **1957**, *2*, 819.
- (107) Chodkiewicz, W.; Cadiot, P.; Willemart, A. *Compt. Rend.* **1957**, *245*, 2061.
- (108) Mykhalichko, B. M.; Temkin, O. N.; Mys'kiv, M. G. *Russ. Chem. Rev.* **2001**, *69*, 957.
- (109) Rostovtsev, V. V.; Green, L. G.; Fokin, V. V.; Sharpless, K. B. *Angew. Chem., Int. Ed.* **2002**, *41*, 2596.
- (110) Törnøe, C. W.; Christensen, C.; Meldal, M. *J. Org. Chem.* **2002**, *67*, 3057.
- (111) Ahlquist, M.; Fokin, V. V. *Organometallics* **2007**, *26*, 4389.
- (112) Straub, B. F. *Chem. Commun.* **2007**, 3868.
- (113) Rodionov, V. O.; Fokin, V. V.; Finn, M. G. *Angew. Chem., Int. Ed.* **2005**, *44*, 2210.
- (114) Rodionov, V. O.; Presolski, S. I.; Diaz, D. D.; Fokin, V. V.; Finn, M. G. *J. Am. Chem. Soc.* **2007**, *129*, 12705.

- (115) Bock, V. D.; Hiemstra, H.; van Maarseveen, J. H. *Eur. J. Org. Chem.* **2006**, 51.
- (116) Moses, J. E.; Moorhouse, A. D. *Chem. Soc. Rev.* **2007**, 36, 1249.
- (117) Wu, P.; Fokin, V. V. *Aldrichim. Acta* **2007**, 40, 7.
- (118) Wei, C.; Li, Z.; Li, C.-J. *Synlett* **2004**, 1472.
- (119) Wei, C. M.; Li, C. J. *J. Am. Chem. Soc.* **2002**, 124, 5638.
- (120) Wei, C. M.; Li, C. J. *J. Am. Chem. Soc.* **2003**, 125, 9584.
- (121) Huang, B. S.; Yao, X. Q.; Li, C. J. *Adv. Synth. Cat.* **2006**, 348, 1528.
- (122) Yan, B.; Liu, Y. *Org. Lett.* **2007**, 9, 4323.
- (123) Liu, X.-Y.; Che, C.-M. *Angew. Chem., Int. Ed.* **2008**, 47, 3805.
- (124) Chen, L.; Li, C. J. *Chem. Commun.* **2004**, 2362.
- (125) Chen, L.; Li, C. J. *Tetrahedron Lett.* **2004**, 45, 2771.
- (126) Wu, W.; Li, C. J. *Lett. Org. Chem.* **2004**, 1, 122.
- (127) Bhattacharya, S.; Sengupta, S. *Tetrahedron Lett.* **2004**, 45, 8733.
- (128) Bumagin, N. A.; Sukhomlinova, L. I.; Luzikova, E. V.; Tolstaya, T. P.; Beletskaya, I. P. *Tetrahedron Lett.* **1996**, 37, 897.
- (129) Petasis, N. A.; Akritopoulou, I. *Tetrahedron Lett.* **1993**, 34, 583.
- (130) Petasis, N. A.; Zavialov, I. A. *J. Am. Chem. Soc.* **1997**, 119, 445.
- (131) Miyaura, N.; Suzuki, A. *Chem. Rev.* **1995**, 95, 2457.
- (132) Churrua, F.; SanMartin, R.; Tellitu, I.; Domínguez, E. *Synlett* **2005**, 3116.
- (133) Inés, B.; Moreno, I.; SanMartin, R.; Domínguez, E. *J. Org. Chem.* **2008**, 73, 8448.
- (134) Inés, B.; SanMartin, R.; Churrua, F. t.; Domínguez, E.; Uriaga, M. K.; Arriortua, M. a. I. *Organometallics* **2008**, 27, 2833.
- (135) Anderson, K. W.; Buchwald, S. L. *Angew. Chem., Int. Ed.* **2005**, 44, 6173.
- (136) Wu, W.; Li, C. J. *Chem. Commun.* **2003**, 1668.
- (137) Liao, M. Y.; Wang, J. B. *Green Chem.* **2007**, 9, 184.
- (138) Candéias, N. R.; Gois, P. M. P.; Afonso, C. A. M. *J. Org. Chem.* **2006**, 71, 5489.
- (139) Hirano, K.; Yorimitsu, H.; Oshima, K. *Adv. Synth. Catal.* **2006**, 348, 1543.
- (140) Kurahashi, T.; Shinokubo, H.; Osuka, A. *Angew. Chem., Int. Ed.* **2006**, 45, 6336.
- (141) Turner, G. L.; Morris, J. A.; Greaney, M. F. *Angew. Chem., Int. Ed.* **2007**, 46, 7996.
- (142) Ohnmacht, S. A.; Mamone, P.; Culshaw, A. J.; Greaney, M. F. *Chem. Commun.* **2008**, 1241.
- (143) Carril, M.; SanMartin, R.; Dominguez, E.; Tellitu, I. *Chem.—Eur. J.* **2007**, 13, 5100.
- (144) Wu, J. L.; Yue, C. Y. *Synth. Commun.* **2006**, 36, 2939.
- (145) El-Batta, A.; Jiang, C. C.; Zhao, W.; Anness, R.; Cooksy, A. L.; Bergdahl, M. J. *Org. Chem.* **2007**, 72, 5244.
- (146) Zhang, H. B.; Liu, L.; Chen, Y. J.; Wang, D.; Li, C. J. *Eur. J. Org. Chem.* **2006**, 869.
- (147) Guss, C. O.; Rosenthal, R. *J. Am. Chem. Soc.* **1955**, 77, 2549.
- (148) Podgorsek, A.; Stavber, S.; Zupan, M.; Iskra, J. *Green Chem.* **2007**, 9, 1212.
- (149) Djerassi, C. *Chem. Rev.* **1948**, 43, 271.
- (150) Podgorsek, A.; Stavber, S.; Zupan, M.; Iskra, J. *Tetrahedron Lett.* **2006**, 47, 1097.
- (151) Pravst, I.; Zupan, M.; Stavber, S. *Tetrahedron Lett.* **2006**, 47, 4707.
- (152) Carraro, M.; Sartorel, A.; Scorrano, G.; Carofiglio, T.; Bonchio, M. *Synthesis* **2008**, 1971.
- (153) Herreras, C. I.; Yao, X.; Li, Z.; Li, C.-J. *Chem. Rev.* **2007**, 107, 2546.
- (154) Bourhani, Z.; Malkov, A. V. *Chem. Commun.* **2005**, 4592.
- (155) Berrisford, D. J.; Bolm, C.; Sharpless, K. B. *Angew. Chem., Int. Ed.* **1995**, 34, 1059.
- (156) Li, H. J.; Zhao, J. L.; Chen, Y. J.; Liu, L.; Wang, D.; Li, C. J. *Green Chem.* **2005**, 7, 61.
- (157) Price, B. K.; Tour, J. M. *J. Am. Chem. Soc.* **2006**, 128, 12899.
- (158) Postigo, A.; Ferreri, C.; Navacchia, M. L.; Chatgililoglu, C. *Synlett* **2005**, 2854.
- (159) Postigo, A.; Kopsov, S.; Ferreri, C.; Chatgililoglu, C. *Org. Lett.* **2007**, 9, 5159.
- (160) Wu, X. F.; Liu, J. K.; Li, X. H.; Zanotti-Gerosa, A.; Hancock, F.; Vinci, D.; Ruan, J. W.; Xiao, J. L. *Angew. Chem., Int. Ed.* **2006**, 45, 6718.
- (161) Wu, X. F.; Xiao, J. L. *Chem. Commun.* **2007**, 2449.
- (162) Rideout, D. C.; Breslow, R. *J. Am. Chem. Soc.* **1980**, 102, 7816.
- (163) Lubineau, A. *J. Org. Chem.* **1986**, 51, 2142.
- (164) Lubineau, A.; Meyer, E. *Tetrahedron* **1988**, 44, 6065.
- (165) Desimoni, G.; Faita, G.; Righetti, P. P.; Toma, L. *Tetrahedron* **1990**, 46, 7951.
- (166) Gajewski, J. J. *J. Org. Chem.* **1992**, 57, 5500.
- (167) Gajewski, J. J.; Brichford, N. L. In *Structure and reactivity in aqueous solution*; Cramer, C. J., Truhlar, D. G., Eds.; American Chemical Society: Washington, D.C., 1994; Vol. 568, pp 229–242.
- (168) Blokzijl, W.; Engberts, J. B. F. N. In *Structure and Reactivity in Aqueous Solution*; Cramer, C. J., Truhlar, D. G., Eds.; American Chemical Society: Washington, DC, 1994; Vol. 568, pp 303–317.
- (169) Meijer, A.; Otto, S.; Engberts, J. B. F. N. *J. Org. Chem.* **1998**, 63, 8989.
- (170) Breslow, R.; Maitra, U.; Rideout, D. *Tetrahedron Lett.* **1983**, 24, 1901.
- (171) Blokzijl, W.; Engberts, J. B. F. N. *J. Am. Chem. Soc.* **1992**, 114, 5440.
- (172) Otto, S.; Blokzijl, W.; Engberts, J. B. F. N. *J. Org. Chem.* **1994**, 59, 5372.
- (173) van der Wel, G. K.; Wijnen, J. W.; Engberts, J. B. F. N. *J. Org. Chem.* **1996**, 61, 9001.
- (174) Chandrasekhar, J.; Shariffskul, S.; Jorgensen, W. L. *J. Phys. Chem. B* **2002**, 106, 8078.
- (175) Engberts, J. B. F. N. In *Organic Reactions in Water: Principles, Strategies and Applications*; Lindström, U. M., Ed.; Blackwell: Oxford, U.K., 2007; pp 29–59.
- (176) Lubineau, A.; Auge, J.; Queneau, Y. *Synthesis* **1994**, 741.
- (177) Reichardt, C. In *Solvents and Solvent Effects in Organic Chemistry*; Wiley-VCH: Weinheim, Germany, 2003; pp 221–225.
- (178) Jung, Y. S.; Marcus, R. A. *J. Am. Chem. Soc.* **2007**, 129, 5492.
- (179) Chanda, A.; Fokin, V. V., unpublished data.

CR800448Q